CMT ORANGE TOOLS®



60 CMT 1962~2022 CATALOGUE ENGLISH EDITION 2022



C. DAHM
MASKINFORRETNING AS
Nordåsdalen 10, 5235 RÅDAL- BERGEN
Tlf 55 11 24 70 Fax 55 11 24 71
firmapost@dahm.no
www.dahm.no

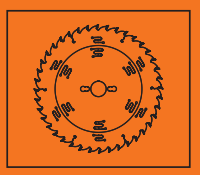

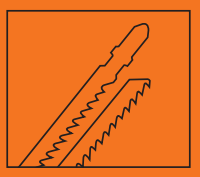

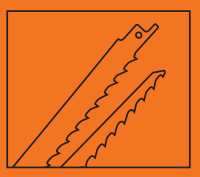



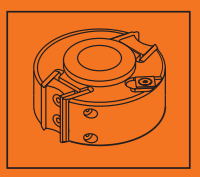

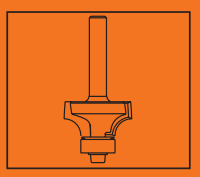

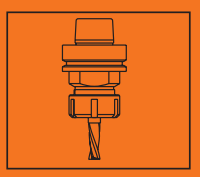

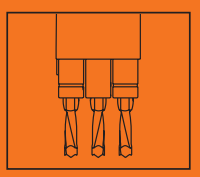

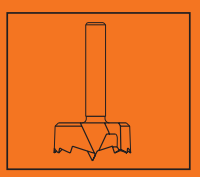

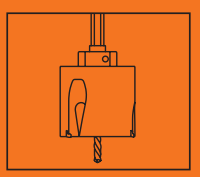

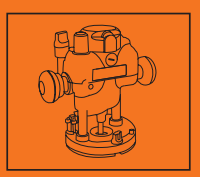



Welcome to the 2022 catalogue

Dear Customer,

Thank you for your interest in CMT products.
Take a moment to browse our new catalogue and choose from an even wider range of innovative and state-of-the-art woodworking tools, from router bits, saw blades, jig and sabre saw blades, hole saws, and boring bits to oscillating tools, CNC cutters, cutter heads, chucks, power tools, and so much more!

A detailed list of spare parts on each product category is also provided to guide you through your purchase.

We continually strive to develop our technical know-how and make significant investments in research and development, but our greatest priority is customer care. A satisfied customer is worth more than any other achievement; therefore, each page of this catalogue contains CMT's highest commitment to the professional woodworker.

Should you not find a product that suits your needs, please let us know. Our highly skilled engineers and design technicians are always keen to assist you with your woodworking operations.

Thank you for your interest in CMT Orange Tools.

Your CMT Team

CMT ORANGE TOOLS®

OUR CHANNELS

www.cmtorangetools.com

www.youtube.com/user/cmtorangetools

www.facebook.com/cmt.italy

www.instagram.com/cmt_orangetools

www.dahm.no

Blade Chart Abbreviations

B = Bore Diameter
D = Diameter
K = Kerf Thickness
P = Plate Thickness
PH = Pin Hole
PITCH T = (D*3.14)/Z
RPM = Round per Minute
T_1 = Workable Thickness
V = N° of Rakers
Z = N° of Teeth

α = Hook Angle
β = Type of Grind:

ATB = Alternate Top Bevel Grind
CO / CONICAL = Conical Teeth
FFT = Flat Flat Trapezoidal
FLAT / FTG = Flat Top Grind
FWF = Flat with Alternate Chamfer
HDF = Hollow Ground Teeth
Hi-ATB = High Alternate Top Bevel Grind
HR = Hollow Back Tooth Configuration
MATB = Alternate Top Bevel with Chamfer Grind
MTCG = Triple Chip Grind (Trapezoidal) with Chamfer
TCG = Triple Chip Grind (Trapezoidal)

BW = Bevel Alternate (Metal Cutting)
C/HZ = Double Bevel and Flat (Metal Cutting)

COMBI3 = Pin-Hole 2/7/42 + 2/9/46,4 + 2/10/60
COMBI5 = Pin-Hole 2/7/110 + 2/8,4/130 + 2/14/110 + 4/9/100 + 4/19/120
COMBI7 = Pin-Hole 2/10/80 + 1/11/85 + 2/11/115 + 2/11/148 + 2/14/100 + 2/14/125 + 2/19/120

Chart Abbreviations

α = Axial Angle
A = Angle
B = Bore Diameter
D / D_2 / d = Diameter
H = Cutting Depth
I / I_1 = Cutting Length
K = Thickness
L = Overall Length
LB = Relative Lenght
R / R_1 = Radius
RPM = Round per Minute
S / S_1 = Shank Diameter
T_1 = Workable Thickness
TPI = Teeth per Inch
TS = Tooth Spacing
V = N° of Spurs
W = Width
Z = N° of Teeth

= Dispatch Package Q.ty

THE RIGHT TOOLS FOR THE BEST RESULTS!

Quick reference charts and pictograms help you choose the right tools for your application.

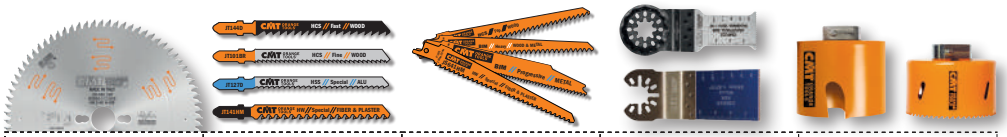

	SAW BLADES	JIG SAW BLADES	SABRE SAW BLADES	MULTI-CUTTERS	HOLE SAWS
WOOD					CARBIDE
WOOD & METAL		✓	✓	✓	
METAL					BI-METAL
ALUMINIUM					
MULTI-MATERIAL					
PLASTIC					
MASONRY					DIAMOND
SPECIAL					

CMT ORANGE TOOLS®

CMT HISTORY

2022 to present:
90+ Countries Worldwide
€50+ Million in sales
200+ Employees

Marcello Tommassini is nominated CEO **2003**

60 CMT 1962-2022

2019 C.M.T. Utensili – Udine, Saw Blades Division opens

Marcello Tommassini applies the distinctive orange color sign **1991**

2002 C.M.T. Utensili Srl transforms into C.M.T. Utensili S.p.A.

Osvaldo's sons, Marcello and Stefano Tommassini, join the company **1982**

2001 C.M.T. Utensili, España (Valencia) opens

1995 CMT USA Inc. (Greensboro NC) opens

Osvaldo Tommassini opens the first workshop in downtown Pesaro **1962**

1981 Permanent headquarters moves to the Chiusa di Ginestreto

1970's the first headquarters and factory opens its doors in the industrial zone in Pesaro and becomes C.M.T. Utensili Srl

1964 C.M.T. "Costruzioni Meccaniche Tommassini" is born



CMT headquarters in the 1970's

CMT LOGO EVOLUTION



Hello there!
My name is **CMT ORANGE TOOLS**, I am the brand name of a dynamic Italian company which I am proud to tell you about.
I was born in **1962** thanks to the initiative of my creator and company founder, Osvaldo Tommassini.
By the way, **CMT** stands for Costruzioni Meccaniche Tommassini. Over the years, my appearance has changed significantly.
In **1991** and **1997**, my two brothers (Bit and Blade) were born and following them, many others.
Orange by birth, together we make a great team and are synonymous with quality!
Today, after much hard work, our name has gone global so much so that our photo is registered in Trademark offices around the world.
Present in 90 countries around the world, our family has grown, the result of undying enthusiasm and above all,
the color **ORANGE**!



Our first catalogs

www.dahm.no

CMT HISTORY & LOGO EVOLUTION



Saw Blades 4~74



Jig Saw Blades 75~81



Sabre Saw Blades 82~94



Tools for Multi-Cutters 95~120



Tools with Bore & Knives 121~163



Router Bits & Set 164~269



CNC Router Cutters & Chucks 270~316



Industrial Dowel Drills 317~342



Bits for Hand Power Tools 343~361



Hole Saws 362~375



Power Tools, Jigs & Accessories 377~411



Display Cabinets 412~421



Spare Parts 422~427

MADE IN ITALY SINCE 1962 60 YEARS AND STILL GOING STRONG!

By now, the story has been told. After over 60 years of success and quality in manufacturing wood-working tools - orange woodwork-ing tools, to be precise - word just sort of gets around. We have grown and we have changed, but one thing still remains the same: our commitment to making only the highest quality woodworking tools.

60 CMT 1962~2022

OUR BRANCHES



Pesaro, Italy



Udine, Italy



Greensboro, United States



Valencia, Spain

OUR TOOLS So, what does it take to make a CMT tool? Like all things of quality, it's not only what you do but how you do it. And anyone who works wood knows that you get out of a piece only what you put into it, and it is no different when manufacturing a tool. You choose your designs and materials carefully and you work using all of your skill and know-how. You'll be happy to know that's what we do at CMT too.

OUR TRADEMARK COLOR ORANGE

As the story goes, we began small. We also put orange color surface coating on our tools, then we put our tools on the market and soon our orange tools were all over the world. Now, any woodworker anywhere in the world can tell you that orange tools means CMT, and that CMT means quality. Here at CMT we know we produce quality. You should too.
That's why we have trademarked the color orange on woodworking tools - it's your guarantee that you are getting a genuine high-quality CMT product.

DESIGN

Everything starts with a clear idea and having the potential to express it. We have both. At CMT, our technical department uses the best of both worlds - computer technology and hands-on experience - to engineer and design each tool so that it performs flawlessly each time you use it, and to guarantee that you'll be using it for a long, long time.

MATERIALS

Turning a design into a finished product means finding the right material that will do the job and that lives up to the specifications set out in the design - quality performance from the final product depends on it. When it comes to selecting raw materials, we don't cut corners.
At CMT, we know that high quality tools come only from high quality raw materials, so we use only solid bar stock steel and specially formulated micrograin carbide to manufacture our bits and blades.


Loading the automated multi-axis CNC sharpening machines.

MANUFACTURING

Like we said, it's not just what you do but how you do it. Over the years we have continuously invested in the latest technology in CNC machining equipment and innovative software to manufacture our tools. The result is that now our entire manufacturing process, from turning and milling the steel shanks to brazing and sharpening the carbide cutting tips, is completely automated.
And since a machine is only as intelligent at the person using it, everything is operated by specifically trained operators.

THE FINAL TOUCH

A tool simply wouldn't be a CMT tool if it didn't have the trademark orange color non-stick P.T.F.E. coating on it. This unique industrial strength surface coating is designed to withstand the physical stresses the tool undergoes during use while protecting it from residue build-up and burning. And we really like the orange color too.



QUALITY CONTROL

Nobody's perfect, but we're trying. CMT uses rigorous quality control programs and the latest generation machining equipment to ensure that each bit has been manufactured with precision and accuracy and that it will give the long-lasting performance you expect from a CMT ORANGE TOOL. Our tools are manufactured in compliance with European Standard EN 847 published and enforced by the CEN (European Committee for Standardisation).

WE RECYCLE

CMT filters and purifies its water using a reverse osmosis system located inside the plant. Also the oil used in grinding and machining our tools must be clean and absolutely free of contaminants. Clean oil, after enough use, gets dirty, so we filter and reprocess dirty oil on the premises. This is our way of guaranteeing the quality of the oil we use, as well as contributing to help protect the environment.

LOGISTICS & SERVICES

CMT offers a wide product range with over 7000 different standard tools, but that still isn't enough to achieve 100% customer satisfaction. It's a top priority to process orders and ship the same day. That's why CMT factories worldwide are equipped with 20+ automated vertical storage systems programmed to expedite and simplify order and delivery.
The tools you need, in-stock and ready for prompt shipment within 24 hours. What does this translate to for customers? Quick and efficient service exceeding customer satisfaction and branding our success.


Pesaro, Italy


Greensboro, United States

OUR CHANNELS

www.cmtorangetools.com

www.youtube.com/user/cmtorangetools

www.facebook.com/cmt.italy

www.instagram.com/cmt_orangetools

Maximize Your HW Saw's Performance

CMT ORANGE TOOLS®

BLADE RANGE	ORANGE CHROME®	XTREME	INDUSTRIAL		ITK PLUS®
PERFORMANCE	★★★★★	★★★★★	★★★★	★★★★	★★★
					
DESCRIPTION	Designed for professional woodworkers & industrial production requiring high precision and extreme durability in the most challenging applications. Highest possible quality technological market has to offer.		Designed for specialized woodworkers, finish carpenters, construction and industrial users who run their blades all day long demanding precision and extended life, while conquering the most challenging applications.	Designed for woodworkers, carpenters, contractors and remodelers. Wide range for cuts in all materials like wood and derivates, plastic, non-ferrous and metals.	Designed for the contractor and remodeler who require clean, fast, effortless cuts through wood and wood composite material. The features of the ITK Plus® line offers great price-performance balance which means greater value.
PACKAGING	CARTON BOX + COLORED LABEL		CARTON BOX	CARTON BOX + COLORED LABEL	PLASTIC CLAMSHELL
STEEL PLATE	**LASER-CUT PREMIUM QUALITY STEEL PLATE** Made of 46-48 HRC precision German steel which is laser-cut to provide tighter tolerances ensuring longer life and more accurate cuts.			**HIGH QUALITY LASER-CUT PLATE** Strong plate body, laser cut from the finest steel which is then hardened to 44 HRC ensuring longer life and precision cutting.	
CARBIDE TEETH	SINTERHIP HI-DENSITY INDUSTRIAL CHROME CARBIDE **INDUSTRIAL CHROMIUM MICROGRAIN CARBIDE** Cutting teeth are made from a specially formulated chromium micrograin carbide which stays sharper longer by reducing cutting edge abrasion, improving cut quality and tool life.			SINTERHIP HI-DENSITY CARBIDE **INDUSTRIAL SINTERHIP HI-DENSITY CARBIDE** The new process SinterHIP (high temperature 1025°C and high pressure 105 bar) creates a porosity-free and Hi-Density carbide which provides a longer cutting life than traditional carbide.	
KERF	FULL KERF				THIN-KERF
BRAZING	 **TRI-METAL BRAZING** The Silver-Copper-Silver tri-metal brazing process lets the teeth withstand severe impact caused by cutting harder wood and composite material.			**SILVER BRAZING** The silver brazing process lets the teeth withstand the standard impact caused by cutting soft wood and composite material.	
COATING	ORANGE CHROME **ORANGE CHROME** Blade plate is covered with a chrome layer to protect your tool against corrosion and rust, guaranteeing longer tool life.	**HARD LACQUER** Protects against corrosion and rust.		NON-STICK ORANGE SHIELD COATING **ORANGE SHIELD COATING** Keeps the blade running cool, reduces pitch build up and protects against corrosion. Ideal for all types of wood including wet lumber.	
EXPANSION SLOTS	**LASER-CUT HEAT EXPANSION SLOTS** Engineered to allow the blade to expand when heat build-up occurs from use, preventing blade warping.				
SOUND DAMPENING CHANNELS	**LASER-CUT SLOTS FILLED WITH SOUND-DAMPENING MATERIAL** Slots are filled with polyurethane to reduce vibrations and noise (10% less than standard saw blades), improving cut quality and blade life. NOISE/VIBRATION REDUCTION	**LASER-CUT SOUND-DAMPENING CHANNELS** Specifically designed to dampen running noise and control wobbling caused by unwanted harmonic vibration.			
TENSIONING RINGS	**TENSIONING RING** A visible tensioning ring on the blade body provides stability during cut and perfect concentricity during rotation.			×	×
SHARPENING	 **PRECISION MIRROR FINISH SHARPENING** Each tooth is ground to razor sharp precision on a multi-axis CNC machine which creates perfect edge angle, guaranteeing extra-clean cuts and extended life. Featuring less than 0.25 µm Rmax in edge roughness.		**PRECISION FINISH SHARPENING** Each tooth is ground to razor sharp precision on a multi-axis CNC machine which creates perfect edge angle, guaranteeing extra-clean cuts and extended life. Featuring less than 0.35 µm Rmax in edge roughness.		SHEAR ANGLE **SHEAR ANGLE SHARPENING** The shear angle grind on the front face of the teeth allows for smoother cutting, while reducing the required cutting force thereby improving cutting speed and setting a new standard for performance.
BALANCING	CMT XTREME BALANCING™ **CMT XTREME BALANCING™** This system allows for extremely accurate dynamic balancing of the blade, several orders of magnitude above and beyond that which is currently available in the marketplace. ™TRADEMARK & INT. PAT. PEND.		×	×	×

www.dahm.no

WOOD

CONSTRUCTION/CONTRACTOR


11-12

MULTI-RIP


13~16

RIPPING


17~19

RIPPING & CROSSCUT


20~23

FINISHING


24~27

FINE FINISHING
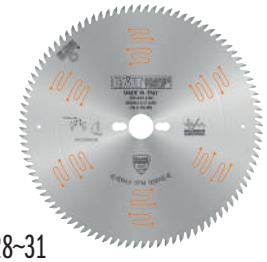

28~31

ULTRA FINE FINISHING


32~34

ULTRA FINE FINISHING - FRAMES


35

FINE FINISHING - DOUBLE SIDED


36-37

LAMINATED & CHIPBOARD


38~42,46

PANEL SIZING


43

SCORING


43~46

DADO


58-59

GROOVING


60-61

GROOVING SYSTEM


62-63

BISCUIT JOINER


62

NON-FERROUS

NON-FERROUS & PLASTIC


48

NON-FERROUS & MELAMINE


49

NON-FERROUS & MELAMINE


50

NON-FERROUS & MELAMINE


51

METAL & STEEL

HSS - METAL & STEEL

52

HSS - METAL & STEEL

53

METAL & STEEL
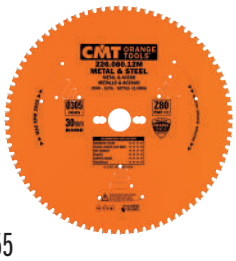

54-55

STAINLESS STEEL


56

MULTI MATERIALS

DP - ULTRA-HARD MATERIALS


10

DP - MULTI-MATERIALS


47

SOLID SURFACE & PLASTIC


57

CLEARING GRASS, BUSHES, SMALL TREES


63

www.dahm.no

NEW PRODUCTION FACILITY IN UDINE, ITALIA

We are honored to announce the appointment of Piergiorgio Pozzo as Head of the administrative team at our new and highly technological blade production plant based in Udine.
Mr. Pozzo's experience stems from a long-standing commitment to and success in the development of high-performance industrial blades.
Thanks to a rich and extensive knowledge in the field, Mr. Pozzo and his team have successfully patented a brand-new saw blade line of outstanding quality.



QUALITY ACCORDING TO CMT

Quality can take on different meanings, at times it may relate to the appearance of a product, other times to the number of features or the materials used to make it and so on. Circular saw blades are technical items, tools dedicated to the realization of intermediate workings that if carried out impeccably, enable the manufacturing of the highest-quality finished products with the best production efficiency. Based on this principal, CMT manufactures saw blades using the functional quality concept, this being that every detail of the saw blade, from its design to the choice of materials to its manufacturing cycle, is finalized to give the best performance in the true-life use of the tool. As such, the features of our saw blades are always functional and are found on the product only if and when they bring a true benefit to reaching the established performance target. Should any of the saw blade features fail to do so they will be purposely omitted; the same applies to the tools' manufacturing work cycle which in turn makes it possible for CMT to focus its resources and on what really represents value for the user. The quality embedded in our products is the result of a school of thought which is shared and embraced by the people who make them, and this culture is relentlessly cultivated and improved. Quality at CMT also means respect for people and the Earth.

STEEL PLATE

The body of a blade is an integral part of blade design; cutting quality and longevity depend on it. We use only the highest quality steel available, so durable and tough that it will not only withstand heavy workloads, but also be flexible enough to bend without breaking.

LASER CUT

All our blanks are laser cut; this allows us to use harder harmonic steels for the blade bodies, which in return generates extremely rigid and stable saw blades, guaranteeing perfect flatness. In addition, we are able to engineer quieter tools using a very narrow laser beam to cut expansion and vibration dampening slots.

EXPANSION SLOTS

Unique expansion slots permit the blade to stand up to heat build-up and centrifugal force thereby preventing plate deformation and warping for a cleaner finished cut.



NEW LASER-CUT SLOTS FILLED WITH SOUND-DAMPENING POLYMER

Slots filled with a sound-dampening polymer reducing vibration and noise by 25% with respect to standard saw blades.
Improved cutting quality and extended blade life.
Slots positioned near toothed crown provide impressive vibration isolation and shock absorption.
Fully compliant with National Noise Emission Standard & Regulation.





CMT XTREME BALANCING*

* TRADEMARK & INT. PAT. PEND.

This system allows for extremely accurate dynamic balancing of the blade, several orders of magnitude above and beyond that which is currently available in the marketplace.
Each blade undergoes rigorous assessment and only in the event that micro imbalance is detected will the appropriate correction holes be applied.
You may find 1 to 5 micro balancing holes on your blade, depending on the degree of micro imbalance (fig.1). When in perfect balance, a single incision will appear on the blade as proof of balance (fig.2).
These holes will have no effect on the technical properties of the blade during use (such as an increase in noise**, chip build-up at the correction site, etc.).
This translates to precise cutting, longer blade life, reduced vibration and noise, and less wear and tear on your machine components.

**Results are based on tests conducted by an independent laboratory.
These results are available for download on our website.



Fig. 1
Example of balancing holes.



Fig. 2 Example of inspected blade already in perfect balance.

CMT XTREME BALANCING™

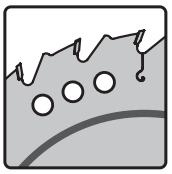

TENSIONING RINGS & FLATTING

To ensure maximum performance, flatting and plate tensioning processes are performed. Every single blade is subject to a flatting process in order to achieve the highest flatness tolerance. The blade body then undergoes tensioning in order to enhance stiffness and stability.
A well-marked and visible ring is applied to the blade body by means of compression and with a predetermined force linked to the intended application and working conditions of each blade.

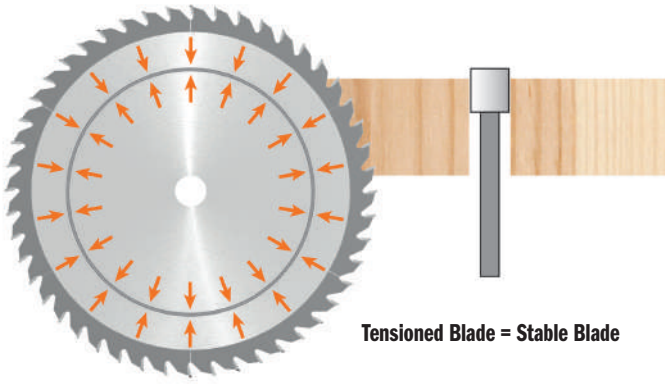

Tensioned Blade = Stable Blade

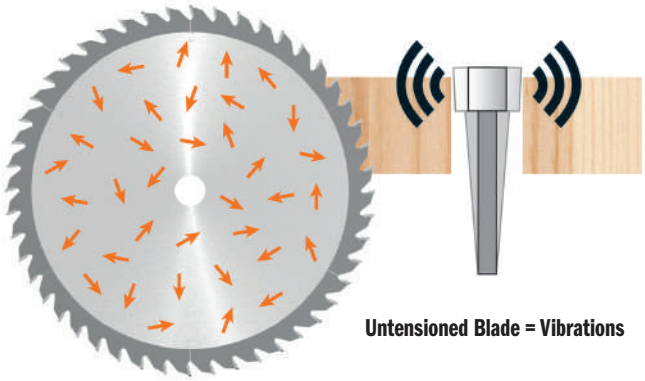

Untensioned Blade = Vibrations

CARBIDE TEETH

Tips require optimum quality carbide. Different applications call for different grades. Our Research and Development Team has evaluated and tested carbide grades and tracked their yield on performance both in house and in the field. We have access to the widest range in the world and only use top premium quality carbides.

TRI-METAL BRAZING

Brazing is the process of attaching a hard metal plate to the steel body of the blade. This is performed by using a bonding metal, which once melted, acts as a binder between the two parts. The bonding material used for brazing is a trimetallic alloy formed by silver, copper and silver, which not only serves to effectively attach the two parts together but whose fundamental properties create a shock-absorber effect protecting the cutting edges during routing operations.

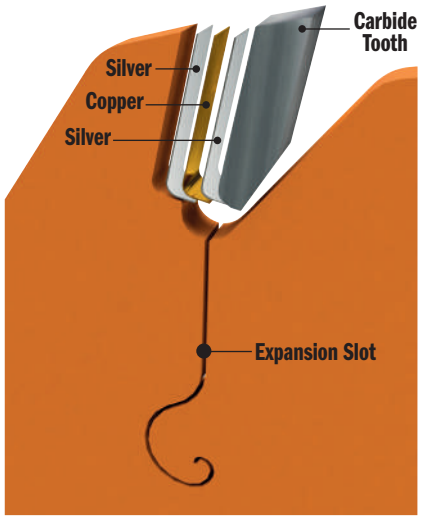



SHARPENING & CUTTING ANGLES

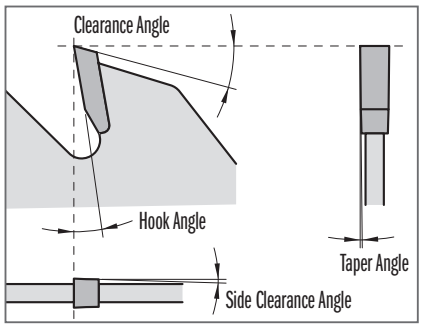

Sharpening is imperative to the production process of the blade and equally important with respect to the project in mind and material in use. Fully automated and numerically controlled grinding machines tooled with extra-fine-grained diamond wheels allow any type of angle and shape of the tooth. The right choice of these parameters will guarantee cutting edge lifetime and ultimately the best finish on the finished part.



COATING

Quality coatings can be extremely effective in certain applications. CMT uses the following:

ORANGE SHIELD COATING: a registered and trademarked non-stick protective coating bearing our characteristic orange color. A technopolymer (P.T.F.E. is spray-applied to the blade body then baked to enhance its protective properties. Chemical compounds cannot attach this coating, it remains insoluble in water and solvents, is completely non-stick and diffuses and disperses heat.

ORANGE CHROME: this is a coating composed of a thin layer of chromium, which is electrolytically deposited on the blade in order to increase wear resistance when in contact with highly abrasive material. Surface hardness increases considerably, guaranteeing long-life and incredible resilience to corrosion and rust.

LASER MARKING & SCREEN PRINTING

All CMT blades are identifiable by means of a latest generation indelible laser marking or multicolored screen-printing, a sophisticated automated technology that guarantees striking and versatile results.





FINAL TESTING AND QUALITY CONTROL

Following design and manufacturing phases, each new model is tested to ensure maximum performance during the work phase.
The entire production process is subject to meticulous quality controls using conventional and sophisticated measuring system.



NEW PACKAGING

- Blade packaging is made from strong and sturdy cardboard, reusable and environmentally friendly.
- Package information updated in 12 languages.
- New colored labels offer useful technical information such as application, materials and machine compatibility.



HOW TO CHOOSE A BLADE IN THE NEW CMT CATALOGUE

1 WHAT'S THE MATERIAL YOU WANT TO CUT?

- WOOD
- NON-FERROUS
- METAL & STEEL
- MULTI MATERIALS

See table on page 5

2 WHAT'S THE APPLICATION?

- RIPPING
- RIPPING & CROSSCUT
- FINISHING
- FINE FINISHING
- ULTRA FINE FINISHING
- etc ....

See table on page 5

3 WHAT ARE THE PERFORMANCE EXPECTATIONS?



4 WHAT MACHINE ARE YOU USING?

BASED ON YOUR MACHINE, CHOOSE THE APPROPRIATE BLADE:

- DIAMETER (D)
- BORE (B)

SUGGESTIONS FOR CHOOSING THE RIGHT BLADE:

HOOK ANGLE α

- Wood, Solid Surface (α = 10°~25°)
- Chipboard, MDF, Plywood, Laminate, Plastic (α = 5°~15°)
- Chipboard, MDF, Non-Ferrous, Metals (α = 0°~10°)

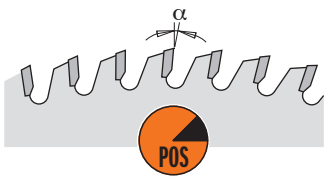

- Metals, Non-Ferrous, Plastic, Laminate (α = -5° ~ -15°)

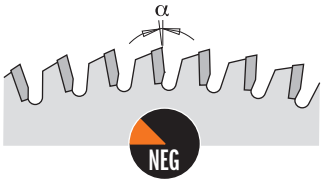

TEETH SHAPE

- Wood, Chipboard, MDF, Plywood

FLAT

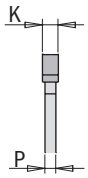

ATB (Hi-ATB, ATB+SHEAR)

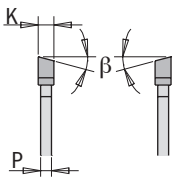

- Laminate, Chipboard, MDF, Plywood, Plastic

TCG

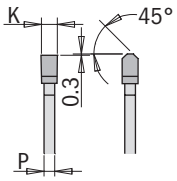

FFT

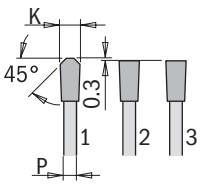

- Metals

FWF

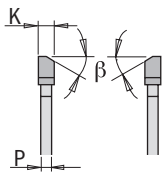

- Special Application/Materials

HDF
FLAT+ATB
CO+FLAT
MTCG
MATB
HR

SUGGESTIONS FOR BLADE USE:

In order to achieve the best cut possible, that is without modifying the predetermined angle of entry/exit, it is important that the portion of the blade **(H)** which extends beyond the workpiece during the cut, be close to equal to the height of an entire tooth (approx. 8/10mm). To improve the finish, it is possible to make small adjustments by increasing or decreasing this height.
The number of teeth simultaneously engaged in cutting the material **(Teeth Cutting or Zp)** must be constant as the thickness of the material varies.
As with Zp < 3, the cutting quality is not guaranteed.
With the same diameter, and when cutting thicker material, ensure to use a blade with less teeth (or with a greater **Pitch P**) or vice versa.

Thin blades are suitable for thinner materials. They also require less power during operation, and are ideal for battery-operated machines.

Thick blades, which are more robust, are suitable for precision cutting in thicker materials but obviously require more power.

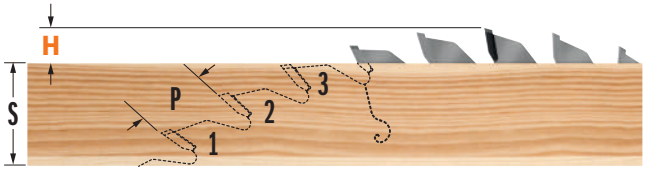

Zp=3/4 – RIPPING

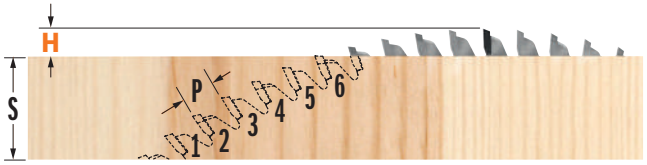

Zp=5/6 -CROSSCUT, CHIPBOARD, MDF, PLYWOOD, LAMINATE, PLASTIC

The blade Pitch (P), or the distance between each tooth, is calculated in the following way:

$$P = \frac{D \times 3{,}14}{Z}$$

D=Blade Diameter (mm)
Z=N° of Teeth



236 ITK PLUS®

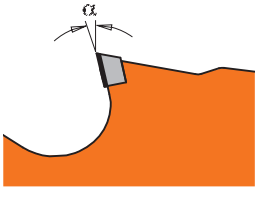

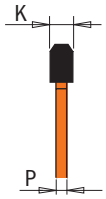

60X LONGER LIFE THAN CARBIDE

PCD DP LONG LIFE

PERFORMANCE

MULTI-MATERIALS

Machines


MINI CORDLESS CIRC. SAW


CORDLESS CIRCULAR SAW


CIRCULAR SAW


MITRE SAW


RADIAL ARM


TABLE SAW

Blade diameter compatibility is contingent on machine type.

Materials


FIBRE CEMENT


PLASTERBOARD


ETERNIT®

Ideal for:
SWISSPEARL®, FERMACELL®, IVARPLANK®, HARDIEPLANK®, HARDIEPANEL®, CORIAN®, DUROPLAST®, FORMICA®

D mm	B mm	PIN HOLE	Z	K mm	P mm	α	β		ORDER NO.
85 *	15	-	6	1,8	1,4	12°	TCG	10	236.085.06G
125 *	22,2	-	7	2,0	1,4	5°	TCG	10	236.125.07
160	20	2/6/32	4	2,4	1,8	12°	TCG	10	236.160.04H
160	20	2/6/32	10	2,4	1,8	5°	TCG	10	236.160.10H
165	20 (+15,87)	2/6/32	4	1,8	1,4	12°	TCG	10	236.165.04H
165	20 (+15,87)	2/6/32	10	1,8	1,4	5°	TCG	10	236.165.10H
180	20	2/6/32	4	2,4	1,8	12°	TCG	10	236.180.04H
190	30	2/7/42	4	2,4	1,8	12°	TCG	10	236.190.04M
190	30	2/7/42	12	2,4	1,8	12°	TCG	10	236.190.12M
210	30	2/7/42	12	2,4	1,8	12°	TCG	10	236.210.12M
216	30	2/7/42	14	2,4	1,8	12°	TCG	10	236.216.14M
230	30	2/7/42	4	2,4	1,8	12°	TCG	10	236.230.04M
250	30	COMBI3	16	2,4	1,8	12°	TCG	10	236.250.16M
300	30	COMBI3	20	2,4	1,8	12°	TCG	5	236.300.20M

*Non-Silent Blades

®Brand names mentioned in CMT products are the property of their respective owners (see back cover)

www.dahm.no

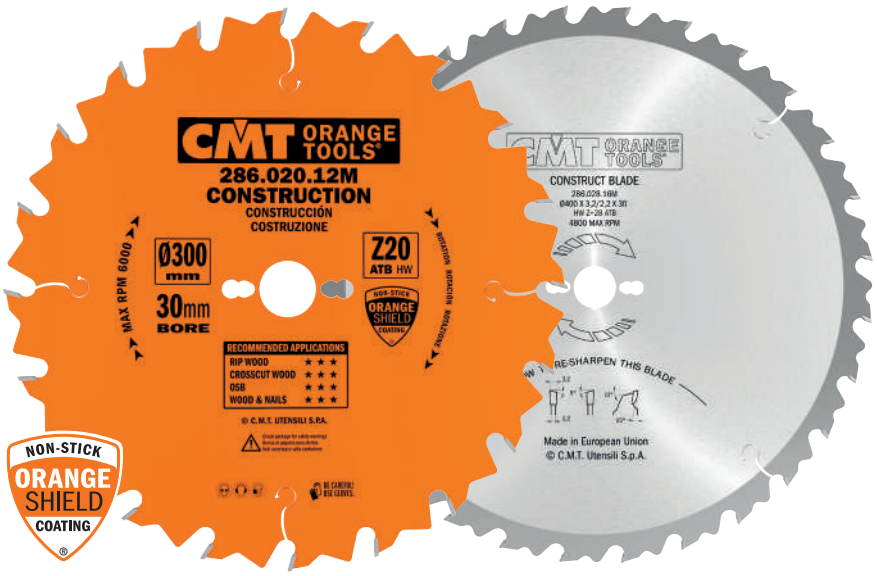

Images are not in scale with each other.

286 CONSTRUCTION

HW

PERFORMANCE

WOOD

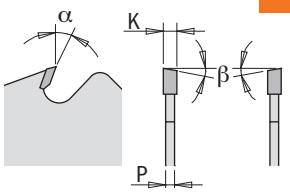

Machines


MITRE SAW


RADIAL ARM


PORTABLE TABLE SAW


TABLE SAW

Blade diameter compatibility is contingent on machine type.

Applications


CONSTRUCTION CUTS

Nettbutikk

Materials


WOOD/WOOD & NAILS


OSB

NON-STICK ORANGE SHIELD COATING®

D mm	B mm	PIN HOLE	Z	K mm	P mm	α	β		ORDER NO.
250	30	COMBI3	16	2,8	1,8	15°	5° ATB	5	**286.016.10M**
300	30	COMBI3	20	2,8	1,8	15°	5° ATB	5	**286.020.12M**
300*	30	COMBI3	48	3,2	2,2	15°	10° ATB	5	**286.048.12M**
315	30	COMBI3	24	3,2	2,2	15°	5° ATB	5	**286.024.13M**
350	30	COMBI3	24	3,2	2,2	15°	5° ATB	5	**286.024.14M**

*Without limiter

D mm	B mm	PIN HOLE	Z	K mm	P mm	α	β		ORDER NO.
400	30	COMBI3	28	3,2	2,2	15°	5° ATB	1	**286.028.16M**
450	30	2/10/60	32	3,8	2,8	15°	5° ATB	1	**286.032.18M**
500	30	2/10/60	36	3,8	2,8	15°	5° ATB	1	**286.036.20M**
550	30	2/10/60	40	4,2	3,2	15°	5° ATB	1	**286.040.22M**
600	30	2/10/60	40	4,2	3,2	15°	5° ATB	1	**286.040.24M**
700	30	2/10/60	46	4,4	3,2	15°	5° ATB	1	**286.046.28M**

SHOP TIPS: Use our reduction ring from 30 to 25mm order n. 299.225.00 (for saw blades Ø250-300-315)
Use our reduction ring from 30 to 25mm order n. 299.228.00 (for saw blades Ø350 and larger)



K CONTRACTOR® CONSTRUCTION

HW

PERFORMANCE

WOOD

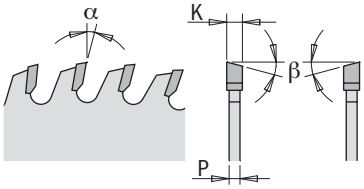

Designed for construction, remodeling and DIY projects. These blades deliver performance at a very economical price.

Materials


WOOD


OSB


PLYWOOD

Applications


RIPS


CROSS

For specific details regarding applications, please check blade label.

Machines


CIRCULAR SAW


MITRE SAW


RADIAL ARM


PORTABLE TABLE SAW


TABLE SAW

Blade diameter compatibility is contingent on machine type.

DESCRIPTION	PACK	D mm	B mm	PIN HOLE	Z	K mm	P mm	α	β		ORDER NO.
Fine cut-off	CLAMSHELL	85	15		24	1,1	0,7	12°	5° ATB	10	K02403
Crosscut	10 PCS. BULK PACK	136	20		18	1,5	1,0	15°	15° ATB	30	K13618H-X10
Crosscut	10 PCS. BULK PACK	160	20	2/6/32	24	2,2	1,4	15°	15° ATB	30	K16024H-X10
Fine cut-off	10 PCS. BULK PACK	160	20	2/6/32	40	2,2	1,4	10°	15° ATB	30	K16040H-X10
Crosscut	10 PCS. BULK PACK	165	20	2/6/32	24	1,7	1,1	15°	15° ATB	30	K16524H-X10
Crosscut	10 PCS. BULK PACK	190	30	2/7/42	24	2,2	1,4	20°	10° ATB	30	K19024M-X10
Crosscut	10 PCS. BULK PACK	216	30	2/7/42	24	2,4	1,6	-5° Neg.	15° ATB	30	K21624M-X10
Fine cut-off	10 PCS. BULK PACK	216	30	2/7/42	48	2,4	1,6	-5° Neg.	15° ATB	30	K21648M-X10
Crosscut	5 PCS. BULK PACK	250	30	COMBI3	40	2,6	1,8	15°	10° ATB	20	K25040M-X05



Bulk Pack

3-pcs Clamshell Combo Pack — Ø160mm. Bore 20mm

DESCRIPTION	SET CONTAINS	D mm	B mm	PIN HOLE	Z	K mm	P mm	α	β		ORDER NO.
Crosscut	K16024H (1 pc.)	160	20	2/6/32	24	2,2	1,4	15°	15° ATB	10	K160H-X03
Fine cut-off	K16040H (2 pcs.)	160	20	2/6/32	40	2,2	1,4	10°	15° ATB		

3-pcs Clamshell Combo Pack — Ø190mm. Bore 30mm

DESCRIPTION	SET CONTAINS	D mm	B mm	PIN HOLE	Z	K mm	P mm	α	β		ORDER NO.
Crosscut	K19024M (2 pcs.)	190	30	2/7/42	24	2,2	1,4	20°	10° ATB	10	K190M-X03
Fine cut-off	K19040M (1 pc.)	190	30	2/7/42	40	2,2	1,4	15°	10° ATB		

3-pcs Clamshell Combo Pack — Ø216mm. Bore 30mm

DESCRIPTION	SET CONTAINS	D mm	B mm	PIN HOLE	Z	K mm	P mm	α	β		ORDER NO.
Crosscut	K21624M (1 pc.)	216	30	2/7/42	24	2,4	1,6	-5° Neg.	15° ATB	10	K216M-X03
Fine cut-off	K21648M (2 pcs.)	216	30	2/7/42	48	2,4	1,6	-5° Neg.	15° ATB		



Clamshell Combo Pack

2-pcs Clamshell Combo Pack — Ø250mm. Bore 30mm

DESCRIPTION	SET CONTAINS	D mm	B mm	PIN HOLE	Z	K mm	P mm	α	β		ORDER NO.
Rip	K25024M (1 pc.)	250	30	COMBI3	24	2,6	1,8	20°	10° ATB	10	K250M-X02
Crosscut	K25040M (1 pc.)	250	30	COMBI3	40	2,6	1,8	15°	10° ATB		

2-pcs Clamshell Combo Pack — Ø305mm. Bore 30mm

DESCRIPTION	SET CONTAINS	D mm	B mm	PIN HOLE	Z	K mm	P mm	α	β		ORDER NO.
Crosscut	K30540M (1 pc.)	305	30	COMBI3	40	2,8	2,0	-5° Neg.	10° ATB	5	K305M-X02
Fine cut-off	K30560M (1 pc.)	305	30	COMBI3	60	2,8	2,0	-5° Neg.	10° ATB		



279 INDUSTRIAL

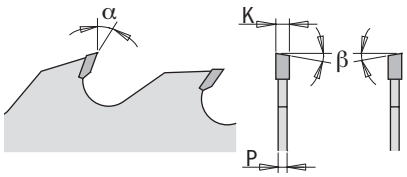

HW MEC

PERFORMANCE

WOOD

TECHNICAL DETAILS:
The rakers prevent contact between the steel plate body and the material in use.

Machines


MULTI-RIP


MOULDERS

Blade diameter compatibility is contingent on machine type.

Applications


MULTI-RIP



Materials


HARDWOOD


SOFTWOOD

D mm	B mm	KEY WAY	PIN HOLE	Z+V	K mm	P mm	T_1 mm	α	β		ORDER NO.
250	30		COMBI3	20+4	3,2	2,2	65	18°	10° ATB	1	**279.020.10M**
250	70	21 x 5	-	20+4	3,2	2,2	65	18°	10° ATB	1	**279.020.10V**
250	80	13 x 5	-	20+4	3,2	2,2	65	18°	10° ATB	1	**279.020.10W**
300	30		COMBI3	24+4	3,2	2,2	80	18°	10° ATB	1	**279.024.12M**
300	60	21 x 5	-	24+4	3,2	2,2	80	18°	10° ATB	1	**279.024.12U**
300	70	21 x 5	-	24+4	3,2	2,2	80	18°	10° ATB	1	**279.024.12V**
300	80	13 x 5	-	24+4	3,2	2,2	80	18°	10° ATB	1	**279.024.12W**
350	30		COMBI3	28+4	3,5	2,5	105	18°	10° ATB	1	**279.028.14M**
350	60	21 x 5	-	28+4	3,5	2,5	105	18°	10° ATB	1	**279.028.14U**
350	70	21 x 5	-	28+4	3,5	2,5	105	18°	10° ATB	1	**279.028.14V**
350	80	14 x 5	-	28+4	3,5	2,5	105	18°	10° ATB	1	**279.028.14W**
400	30		COMBI3	28+6	4,0	2,8	120	18°	10° ATB	1	**279.028.16M**
400	70	21 x 5	-	28+6	4,0	2,8	120	18°	10° ATB	1	**279.028.16V**



280 INDUSTRIAL

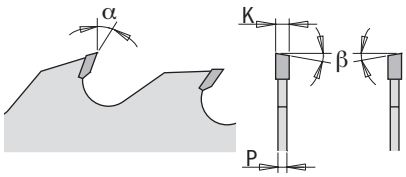

TECHNICAL DETAILS:
The rakers prevent contact between the steel plate body and the material in use.

Thin Kerf minimises materials wastes.

HW MEC

PERFORMANCE

WOOD

Machines


MULTI-RIP


MOULDERS

Blade diameter compatibility is contingent on machine type.

Applications


MULTI-RIP



Materials


HARDWOOD


SOFTWOOD

D mm	B mm	KEY WAY		Z+V	K mm	P mm	T1 mm	α	β		ORDER NO.
180	40			21+3	2,5	1,8	30	18°	FLAT	1	**280.021.07S**
200	40			21+3	2,5	1,8	35	18°	FLAT	1	**280.021.08S**
250	70	21 x 5		20+4	2,7	1,8	50	18°	10° ATB	1	**280.020.10V**
250	80	13 x 5		20+4	2,7	1,8	50	18°	10° ATB	1	**280.020.10W**
300	70	21 x 5		24+4	2,7	1,8	60	18°	10° ATB	1	**280.024.12V**
300	80	13 x 5		24+4	2,7	1,8	60	18°	10° ATB	1	**280.024.12W**



277 INDUSTRIAL

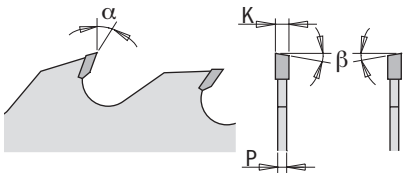

TECHNICAL DETAILS:

The rakers prevent contact between the steel plate body and the material in use.

Mounted on the sides of gang rip saws, these act as shoulder saw blades and ensure stability, reducing vibration under extreme work load.

HW MEC

PERFORMANCE

WOOD

Machines



MULTI-RIP

Applications



MULTI-RIP



Materials



HARDWOOD



SOFTWOOD

D mm	B mm	KEY WAY	PIN HOLE	Z+V	K mm	P mm	T_1 mm	α	β		ORDER NO.
300	30		COMBI3	24+4	4,0	2,8	80	18°	10° ATB	1	**277.024.12M**
300	70	21 x 5	-	24+4	4,0	2,8	80	18°	10° ATB	1	**277.024.12V**
300	80	13 x 5	-	24+4	4,0	2,8	80	18°	10° ATB	1	**277.024.12W**
350	30		COMBI3	24+6	4,2	2,8	105	18°	10° ATB	1	**277.024.14M**
350	70	21 x 5	-	24+6	4,2	2,8	105	18°	10° ATB	1	**277.024.14V**



278 INDUSTRIAL

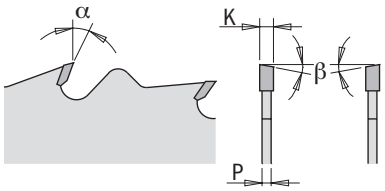

HW

PERFORMANCE

WOOD

Machines


SQUARING


MULTI-RIP

Blade diameter compatibility is contingent on machine type.

Applications


MULTI-RIP


RIPS

Materials


HARDWOOD


SOFTWOOD

D mm	B mm	KEY WAY	PIN HOLE	Z	K mm	P mm		α	β		ORDER NO.
300	30		COMBI3	28	3,2	2,2		18°	10° ATB	1	**278.028.12M**
300	70	21 x 5	-	28	3,2	2,2		18°	10° ATB	1	**278.028.12V**
350	30		COMBI3	36	3,5	2,5		18°	10° ATB	1	**278.036.14M**
350	70	21 x 5	-	36	3,5	2,5		18°	10° ATB	1	**278.036.14V**

CMT ORANGE TOOLS®

285-293

HW

WOOD



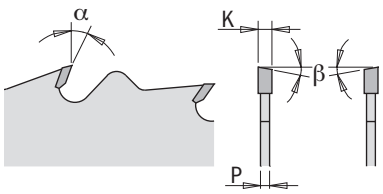

Images are not in scale with each other.







Machines









Blade diameter compatibility is contingent on machine type.

Applications



Materials





285 ORANGE CHROME®

PERFORMANCE

D mm	B mm	PIN HOLE	Z	K mm	P mm	α	β		ORDER NO.
250	30	COMBI3	24	3,2	2,2	10°	FLAT	5	285.624.10M

new

285-293 INDUSTRIAL

PERFORMANCE

D mm	B mm	PIN HOLE	Z	K mm	P mm	α	β		ORDER NO.
300	30	COMBI3	24	3,2	2,2	20°	10° ATB	1	293.024.12M
300	35	-	24	3,2	2,2	20°	10° ATB	1	293.024.12R
305	30	2/10/60	28	2,8	1,8	20°	10° ATB	1	293.028.22M
315	30	COMBI3	28	3,2	2,2	20°	10° ATB	1	293.028.12M
315	30	COMBI3	36	3,2	2,2	15°	5° ATB	1	285.036.13M
350	30	COMBI3	28	3,5	2,5	20°	10° ATB	1	293.028.14M
350	35	-	28	3,5	2,5	20°	10° ATB	1	293.028.14R
400	30	COMBI3	36	3,5	2,5	20°	10° ATB	1	285.036.16M
450	30	COMBI3	36	3,8	2,8	20°	10° ATB	1	285.036.18M
500	30	COMBI3	44	4,0	2,8	20°	10° ATB	1	285.044.20M



290 INDUSTRIAL

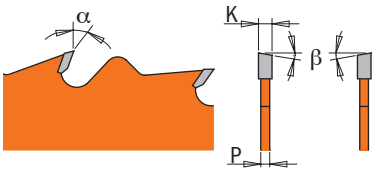

HW

PERFORMANCE

WOOD

Machines


CIRCULAR SAW


MITRE SAW


SLIDE MITRE SAW


TABLE SAW

Blade diameter compatibility is contingent on machine type.

Applications


RIP

Materials


HARDWOOD


SOFTWOOD


OSB

D mm	B mm	PIN HOLE	Z	K mm	P mm	α	β		ORDER NO.
150	20	-	12	2,4	1,4	20°	10° ATB	10	290.150.12H
160	16	-	12	2,2	1,6	20°	10° ATB	5	290.160.12E ■
160	20 (+16)	2/6/32	12	2,2	1,6	20°	10° ATB	10	290.160.12H ●
180	30	2/7/42	12	2,6	1,6	20°	10° ATB	10	290.180.12M
190	16	2/6/32	12	2,6	1,6	20°	10° ATB	5	290.190.12E ■
190	20	2/6/32	12	2,6	1,6	20°	10° ATB	5	290.190.12H ■
190	30 (+20+16)	2/7/42	12	2,6	1,6	20°	10° ATB	10	290.190.12M
200	30	2/7/42	24	2,8	1,8	20°	10° ATB	10	290.200.24M
210	30	2/7/42	24	2,8	1,8	20°	10° ATB	10	290.210.24M ●
216	30	2/7/42	24	2,8	1,8	-5° Neg.	15° ATB	10	290.216.24M ●
220	30	2/7/42	24	2,8	1,8	20°	10° ATB	10	290.220.24M
230	30	2/7/42	24	2,8	1,8	20°	10° ATB	10	290.230.24M ●
235	25	-	24	2,8	1,8	20°	10° ATB	5	290.235.24L ■
235	30 (+25)	2/7/42	24	2,8	1,8	20°	10° ATB	10	290.235.24M
240	30	2/7/42	24	2,8	1,8	20°	10° ATB	10	290.240.24M
250	30	COMBI3	24	2,8	1,8	20°	10° ATB	5	290.250.24M
260	30	COMBI3	28	2,8	1,8	20°	10° ATB	5	290.260.28M ●
270	30	COMBI3	28	2,8	1,8	20°	10° ATB	5	290.270.28M

● Ideal for FESTOOL®

■ *Until stock last*

®Brand names mentioned in CMT products are the property of their respective owners (see back cover)

www.dahm.no



271 ITK PLUS®

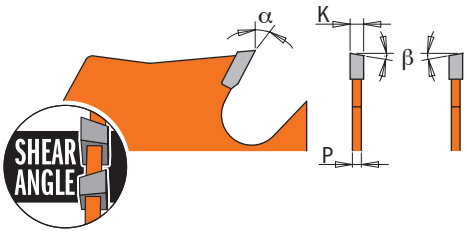

HW

PERFORMANCE

WOOD

Machines


MITRE SAW


TABLE SAW

Blade diameter compatibility is contingent on machine type.

Applications


RIP

Materials


WOOD


OSB


PLYWOOD

D mm	B mm	PIN HOLE	Z	K mm	P mm	α	β		ORDER NO.
250	30	COMBI3	24	2,4	1,6	20°	10° ATB + 8° Shear	10	**271.250.24M**
300	30	COMBI3	24	2,6	1,8	22°	10° ATB + 8° Shear	5	**271.300.24M**



285.6 ORANGE CHROME®

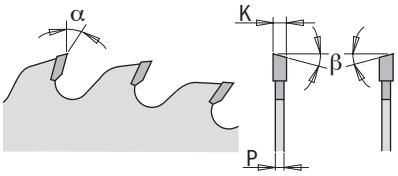

HW

PERFORMANCE

WOOD



Machines







Blade diameter compatibility is contingent on machine type.

Applications





Materials









D mm	B mm	PIN HOLE	Z	K mm	P mm	α	β		ORDER NO.
250	30	COMBI3	40	3,2	2,2	15°	10° ATB	5	285.640.10M
300	30	COMBI3	48	3,2	2,2	15°	10° ATB	5	285.648.12M
350	30	COMBI3	54	3,5	2,5	15°	10° ATB	3	285.654.14M
400	30	COMBI3	60	3,5	2,5	10°	15° ATB	2	285.660.16M



285-294 INDUSTRIAL

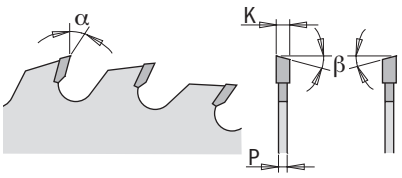

HW

PERFORMANCE

WOOD

Machines


MITRE SAW


RADIAL ARM


TABLE SAW

Blade diameter compatibility is contingent on machine type.

Applications


RIPS


CROSS

Materials


HARDWOOD


SOFTWOOD


PLYWOOD


MELAMINE

D mm	B mm	PIN HOLE	Z	K mm	P mm	α	β		ORDER NO.
250*	20	-	40	3,2	2,2	15°	10° ATB	1	**285.040.10H**
250	30	COMBI3	40	3,2	2,2	15°	10° ATB	1	**285.040.10M**
250	35	-	40	3,2	2,2	15°	10° ATB	1	**285.040.10R**
250	30	COMBI3	48	3,2	2,2	15°	10° ATB	1	**285.048.10M**
254	30	COMBI3	48	2,4	1,8	-5° Neg.	15° ATB	1	**294.048.10M**
275	20	-	42	3,2	2,2	15°	10° ATB	1	**285.042.11H**
300	30	COMBI3	36	3,2	2,2	15°	10° ATB	1	**285.036.12M**
300*	20	COMBI3	48	3,2	2,2	15°	10° ATB	1	**285.048.12H**
300	30	COMBI3	48	3,2	2,2	15°	10° ATB	1	**285.048.12M**
300	35	-	48	3,2	2,2	15°	10° ATB	1	**285.048.12R**
305	30	2/10/60 + 2/7/42	54	2,8	1,8	-5° Neg.	15° ATB	1	**294.054.22M**
315*	30	COMBI3	54	3,2	2,2	15°	10° ATB	1	**294.054.12M**
350	30	COMBI3	54	3,5	2,5	15°	10° ATB	1	**285.054.14M**
350	35	-	54	3,5	2,5	15°	10° ATB	1	**285.054.14R**
400	30	COMBI3	48	3,5	2,5	20°	10° ATB	1	**285.048.16M**
450	30	COMBI3	54	3,8	2,8	15°	15° ATB	1	**285.054.18M**
500	30	2/10/60	60	3,8	2,8	15°	15° ATB	1	**285.060.20M**
550	30	2/10/60	60	4,2	3,2	10°	15° ATB	1	**285.060.22M**
600	30	2/10/60	66	4,2	3,2	10°	15° ATB	1	**285.066.24M**
700	30	2/10/60	72	4,4	3,2	10°	15° ATB	1	**285.072.28M**

*Non-Silent Blades



285-291 INDUSTRIAL

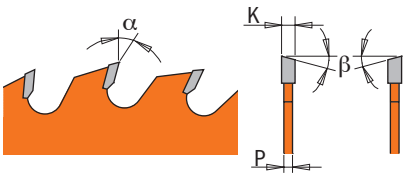

HW

PERFORMANCE

WOOD

Machines



Blade diameter compatibility is contingent on machine type.

Applications



Materials



D mm	B mm	PIN HOLE	Z	K mm	P mm	α	β	APPLICATIONS		ORDER NO.
120	20	2/5,5/30	18	1,8	1,2	15°	15° ATB	General Purpose	10	**291.120.18H**
125	20	-	20	2,4	1,4	15°	15° ATB	General Purpose	10	**291.125.20H**
130	20	-	20	2,4	1,4	15°	15° ATB	General Purpose	10	**291.130.20H**
140	20	-	20	2,4	1,4	15°	15° ATB	General Purpose	10	**291.140.20H**
150	16	-	24	2,4	1,4	15°	15° ATB	General Purpose	5	**291.150.24E** ■
150	20(+16)	-	24	2,4	1,4	15°	15° ATB	General Purpose	10	**291.150.24H**
160	20	2/6/32	24	2,2	1,6	15°	15° ATB	General Purpose	10	**291.160.24H** ●
160	20	2/6/32	28	2,2	1,6	15°	10° ATB	General Purpose	10	**285.160.28H**
160	30(+16)	2/7/42	24	2,2	1,6	15°	15° ATB	General Purpose	10	**291.160.24M**
165	20	2/6/32	24	2,2	1,6	15°	15° ATB	General Purpose	10	**291.165.24H**
165	30	2/7/42	24	2,6	1,6	15°	15° ATB	General Purpose	10	**291.165.24M**
170	30	2/7/42	24	2,6	1,6	20°	10° ATB	General Purpose	10	**291.170.24M**
180	20	2/6/32	24	2,6	1,6	20°	10° ATB	General Purpose	10	**291.180.24H**
180	30	2/7/42	24	2,6	1,6	20°	10° ATB	General Purpose	10	**291.180.24M**
184	16	-	24	2,6	1,6	20°	10° ATB	General Purpose	10	**291.184.24E**
184	30	-	24	2,6	1,6	20°	10° ATB	General Purpose	10	**291.184.24M**
190	16	2/6/32	24	2,6	1,6	20°	10° ATB	General Purpose	10	**291.190.24E**
190	20	2/6/32	24	2,6	1,6	20°	10° ATB	General Purpose	10	**291.190.24H**
190	30	2/7/42	24	2,6	1,6	20°	10° ATB	General Purpose	10	**291.190.24M**
190	20 (FESTOOL® FF)	Key 5/7/2,5	32	2,6	1,8	10°	10° ATB	General Purpose	10	**291.190.32FF** ●
200	30	2/7/42	36	2,8	1,8	15°	15° ATB	General Purpose	10	**291.200.36M**
200	30	COMBI3	36	3,2	2,2	15°	10° ATB	General Purpose	10	**285.036.08M**
210	25	-	36	2,8	1,8	15°	15° ATB	General Purpose	5	**291.210.36L** ■
210	30	2/7/42	36	2,8	1,8	15°	15° ATB	General Purpose	10	**291.210.36M** ●
216	30	2/7/42	48	2,8	1,8	-5° Neg.	15° ATB	Finish	10	**291.216.48M** ●
220	30	2/7/42	36	2,8	1,8	15°	15° ATB	General Purpose	10	**291.220.36M**
225	30	2/7/42	36	2,8	1,8	20°	15° ATB	General Purpose	10	**291.225.36M** ●
230	30	2/7/42	36	2,8	1,8	15°	15° ATB	General Purpose	10	**291.230.36M** ●
235	25	-	36	2,8	1,8	15°	15° ATB	General Purpose	5	**291.235.36L** ■
235	30	2/7/42	36	2,8	1,8	15°	15° ATB	General Purpose	10	**291.235.36M**
240	30	2/7/42	36	2,8	1,8	15°	15° ATB	General Purpose	10	**291.240.36M**
260	30	COMBI3	48	2,8	1,8	15°	10° ATB	General Purpose	5	**285.048.11M** ●
270	30	COMBI3	42	2,8	1,8	15°	10° ATB	General Purpose	5	**291.270.42M**

● Ideal for FESTOOL®

■ *Until stock last*

®Brand names mentioned in CMT products are the property of their respective owners (see back cover)

www.dahm.no



271 ITK PLUS®

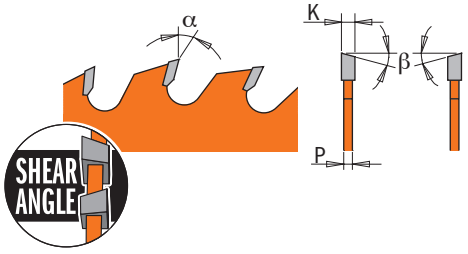

HW

PERFORMANCE

WOOD

Machines


CORDLESS CIRCULAR SAW


CIRCULAR SAW


MITRE SAW


SLIDE MITRE SAW


RADIAL ARM


TABLE SAW

Blade diameter compatibility is contingent on machine type.

Applications


RIPS


CROSS

Materials


WOOD


OSB


PLYWOOD

D mm	B mm	PIN HOLE	Z	K mm	P mm	α	β		ORDER NO.
136	20 (+10)	-	18	1,5	1,0	20°	10° ATB + 8° Shear	10	**271.136.18H**
140	20	2/6/32,5	24	1,8	1,2	15°	15° ATB + 8° Shear	10	**271.140.24H**
150	20 (+16)	-	24	1,5	1,0	18°	10° ATB + 8° Shear	10	**271.150.24H**
160	20 (+16)	2/6/32	24	1,8	1,2	18°	10° ATB + 8° Shear	10	**271.160.24H**
165	20 (+15,87)	2/6/32	24	1,7	1,1	18°	10° ATB + 8° Shear	10	**271.165.24H**
165	30	2/7/42	24	1,7	1,1	18°	10° ATB + 8° Shear	10	**271.165.24M**
184	20 (+16+15,87)	2/7/42	24	1,7	1,1	20°	10° ATB + 8° Shear	10	**271.184.24H**
184	30	2/7/42	24	1,7	1,1	20°	10° ATB + 8° Shear	10	**271.184.24M**
190	30 (+20+16)	2/7/42	24	1,7	1,1	20°	10° ATB + 8° Shear	10	**271.190.24M**
200	30	2/7/42	36	1,8	1,2	15°	10° ATB + 8° Shear	10	**271.200.36M**
210	30 (+25)	2/7/42	24	1,8	1,2	20°	10° ATB + 8° Shear	10	**271.210.24M**
210	30 (+25)	2/7/42	36	1,8	1,2	15°	10° ATB + 8° Shear	10	**271.210.36M**
216	30	2/7/42	36	1,8	1,2	-5° Neg.	10° ATB + 8° Shear	10	**271.216.36M**
235	25	-	36	1,7	1,2	20°	1 FLAT+2/15° ATB	10	**271.235.36L** ■
235	30 (+25)	2/7/42	36	2,4	1,6	18°	10° ATB + 8° Shear	10	**271.235.36M**
250	30	COMBI3	42	2,4	1,6	18°	10° ATB + 8° Shear	10	**271.250.42M**
300	30	COMBI3	48	2,6	1,8	18°	10° ATB + 8° Shear	5	**271.300.48M**
305	30	COMBI3	48	2,6	1,8	-5° Neg.	10° ATB	5	**271.305.48M**

new

■ *Until stock last*



285 ORANGE CHROME®

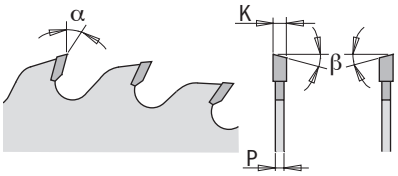











WOOD

Machines



Blade diameter compatibility is contingent on machine type.

Applications



Materials



For specific details regarding suggested materials, please check blade label.

	D mm	B mm	PIN HOLE	Z	K mm	P mm	α	β		ORDER NO.
new	216	30	2/7/42	48	2,3	1,6	-5° Neg.	15° ATB	5	**285.816.48M** ●
	250	30	COMBI3	60	3,2	2,2	10°	15° ATB	5	**285.660.10M**
new	260	30	COMBI3	60	2,5	1,8	-5° Neg.	10° ATB	5	**285.860.11M** ●
	300	30	COMBI3	72	3,2	2,2	10°	15° ATB	5	**285.672.12M**
	350	30	COMBI3	84	3,5	2,5	10°	15° ATB	3	**285.684.14M**
	400	30	COMBI3	96	3,5	2,5	10°	15° ATB	2	**285.696.16M**

● **Ideal for FESTOOL®**

®Brand names mentioned in CMT products are the property of their respective owners (see back cover)

www.dahm.no



285-294-295 INDUSTRIAL

HW

PERFORMANCE

WOOD

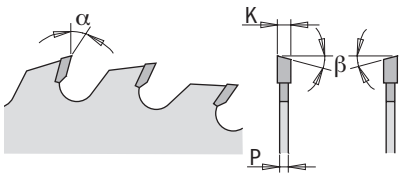

Machines


MITRE SAW


SLIDE MITRE SAW


RADIAL ARM


TABLE SAW


VERTICAL PANEL

Blade diameter compatibility is contingent on machine type.

Applications


CROSS

Materials


HARDWOOD


PLYWOOD


MELAMINE


LAMINATE


CHIPBOARD


MDF

D mm	B mm	PIN HOLE	Z	K mm	P mm	α	β		ORDER NO.
250	30	COMBI3	60	3,2	2,2	10°	15° ATB	1	**285.060.10M**
250	35	-	60	3,2	2,2	10°	15° ATB	1	**285.060.10R**
254	30	COMBI3	60	2,4	1,8	-5° Neg.	15° ATB	1	**294.060.10M**
280*	30	COMBI3	64	2,8	1,8	10°	15° ATB	1	**295.064.11M**
300	30	COMBI3	60	3,2	2,2	15°	10° ATB	1	**285.060.12M**
300	30	COMBI3	72	3,2	2,2	10°	15° ATB	1	**285.072.12M**
300	35	-	72	3,2	2,2	10°	15° ATB	1	**285.072.12R**
305	30	COMBI3	72	3,2	2,2	10°	15° ATB	1	**285.072.22M**
305	30	COMBI3	72	3,2	2,2	-5° Neg.	15° ATB	1	**294.072.22M**
315	30	COMBI3	72	3,2	2,2	15°	10° ATB	1	**285.072.13M**
350	30	COMBI3	72	3,5	2,5	15°	10° ATB	1	**285.072.14M**
350	30	COMBI3	84	3,5	2,5	10°	15° ATB	1	**285.084.14M**
350	35	-	84	3,5	2,5	10°	15° ATB	1	**285.084.14R**
400	30	COMBI3	60	3,5	2,5	10°	15° ATB	1	**285.060.16M**
450	30	COMBI3	66	3,8	2,8	10°	15° ATB	1	**285.066.18M**
500	30	2/10/60	72	3,8	2,8	10°	15° ATB	1	**285.072.20M**
550	30	2/10/60	96	4,2	3,2	10°	15° ATB	1	**285.096.22M**

*Non-Silent Blades



285-292-294 INDUSTRIAL

HW

PERFORMANCE

WOOD

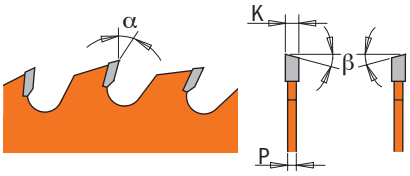

Machines


CIRCULAR SAW


MITRE SAW


SLIDE MITRE SAW


TABLE SAW

Blade diameter compatibility is contingent on machine type.

Applications


CROSS

Materials


WOOD


OSB


PLYWOOD


MELAMINE


LAMINATE

D mm	B mm	PIN HOLE	Z	K mm	P mm	α	β	APPLICATIONS		ORDER NO.
120	20	2/5,5/30	40	1,8	1,2	10°	15° ATB	Fine Finish	10	**292.120.40H**
125	20	-	36	2,4	1,4	15°	15° ATB	Fine Finish	10	**292.125.36H**
130	20	-	36	2,4	1,4	15°	15° ATB	Fine Finish	10	**292.130.36H**
140	20	-	36	2,4	1,4	15°	15° ATB	Fine Finish	10	**292.140.36H**
150	20	-	40	2,4	1,4	15°	15° ATB	Fine Finish	10	**292.150.40H**
150	30	2/7/42	48	3,2	2,2	5°	15° ATB	Fine Finish	10	**285.048.06M**
160	20	2/6/32	40	2,2	1,6	10°	15° ATB	Finish	10	**292.160.40H** ●
160	30	2/7/42	40	2,2	1,6	10°	15° ATB	Finish	10	**292.160.40M**
160	20	2/6/32	48	2,2	1,6	5°	15° ATB	Fine Finish	10	**285.160.48H** ●
165	20	2/6/32	40	2,2	1,6	10°	15° ATB	Finish	10	**292.165.40H**
165	30	2/7/42	40	2,6	1,6	10°	15° ATB	Finish	10	**292.165.40M**
170	30	2/7/42	40	2,6	1,6	15°	15° ATB	Finish	10	**292.170.40M**
180	20	2/6/32	40	2,6	1,6	15°	15° ATB	Finish	10	**292.180.40H**
180	30	2/7/42	40	2,6	1,6	15°	15° ATB	Finish	10	**292.180.40M**
180	30	2/7/42	56	3,2	2,2	5°	15° ATB	Fine Finish	10	**285.056.07M**
184	16	-	40	2,6	1,6	15°	15° ATB	Finish	10	**292.184.40E**
184	30	-	40	2,6	1,6	15°	15° ATB	Finish	10	**292.184.40M**
190	20 (+16)	2/6/32	40	2,6	1,6	15°	15° ATB	Finish	10	**292.190.40H**
190	30	2/7/42	40	2,6	1,6	15°	15° ATB	Finish	10	**292.190.40M**
190	20 (FESTOOL® FF)	Key 5/7/2,5	48	2,4	1,8	10°	15° ATB	Fine Finish	10	**292.190.48FF** ●
200	30	2/7/42	48	2,8	1,8	15°	15° ATB	Finish	10	**292.200.48M**
200	30	COMBI3	48	3,2	2,2	15°	15° ATB	Finish	10	**285.048.08M**
210	25	-	48	2,8	1,8	15°	15° ATB	Finish	5	**292.210.48L** ■
210	30	2/7/42	48	2,8	1,8	15°	15° ATB	Finish	10	**292.210.48M** ●
216	30	2/7/42	64	2,8	1,8	-5° Neg.	15° ATB	Fine Finish	10	**292.216.64M** ●
220	30	2/7/42	48	2,8	1,8	15°	15° ATB	Finish	10	**292.220.48M**
225	30	2/7/42	48	2,8	1,8	10°	15° ATB	Finish	10	**292.225.48M** ●
230	30	2/7/42	48	2,8	1,8	15°	15° ATB	Finish	10	**292.230.48M** ●
235	25	-	48	2,8	1,8	15°	15° ATB	Finish	5	**292.235.48L** ■
235	30	2/7/42	48	2,8	1,8	15°	15° ATB	Finish	10	**292.235.48M**
240	30	2/7/42	48	2,8	1,8	15°	15° ATB	Finish	10	**292.240.48M**
260	30	COMBI3	60	2,8	1,8	10°	15° ATB	Finish	5	**285.060.11M** ●
260	30	COMBI3	60	2,5	1,8	-5° Neg.	15° ATB	Finish	5	**294.060.11M** ●

● Ideal for FESTOOL®

■ *Until stock last*

®Brand names mentioned in CMT products are the property of their respective owners (see back cover)

www.dahm.no

CMT ORANGE TOOLS®



272 ITK PLUS®

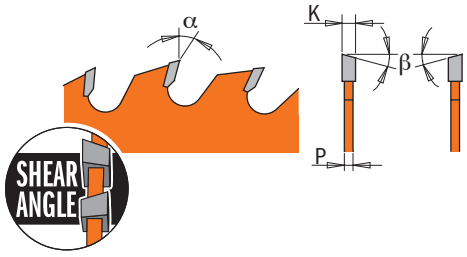

HW

PERFORMANCE

WOOD

Machines


MINI CORDLESS CIRC. SAW


CORDLESS CIRCULAR SAW


CIRCULAR SAW


MITRE SAW


SLIDE MITRE SAW


RADIAL ARM


TABLE SAW

Blade diameter compatibility is contingent on machine type.

Applications


CROSS

Materials


WOOD


OSB


PLYWOOD


MELAMINE


LAMINATE

	D mm	B mm	PIN HOLE	Z	K mm	P mm	α	β		ORDER NO.
new	115	9,5	-	24	1,5	1,0	20°	10° ATB + 8° Shear	10	272.115.24
	136	20 (+10)	-	36	1,5	1,0	18°	10° ATB + 8° Shear	10	272.136.36H
new	140	20	2/6/32,5	42	1,8	1,2	5°	15° ATB + 8° Shear	10	272.140.42H
	150	20 (+16)	-	40	1,5	1,0	16°	10° ATB + 8° Shear	10	272.150.40H
	160	20 (+16)	2/6/32	40	1,8	1,2	16°	10° ATB + 8° Shear	10	272.160.40H
	165	20 (+15,87)	2/6/32	36	1,7	1,1	20°	10° ATB + 8° Shear	10	272.165.36H
	184	20 (+16+15,87)	2/7/42	40	1,7	1,1	18°	10° ATB + 8° Shear	10	272.184.40H
	184	30	2/7/42	40	1,7	1,1	18°	10° ATB + 8° Shear	10	272.184.40M
	190	30 (+20+16)	2/7/42	42	1,7	1,1	18°	10° ATB + 8° Shear	10	272.190.42M
	200	30	2/7/42	48	1,8	1,2	15°	10° ATB + 8° Shear	10	272.200.48M
	210	30 (+25)	2/7/42	48	1,8	1,2	15°	10° ATB + 8° Shear	10	272.210.48M
	216	30	2/7/42	48	1,8	1,2	-5° Neg.	10° ATB + 8° Shear	10	272.216.48M
	235	30 (+25)	2/7/42	48	2,4	1,6	18°	10° ATB + 8° Shear	10	272.235.48M
	250	30	COMBI3	60	2,4	1,6	15°	10° ATB + 8° Shear	10	272.250.60M
	300	30	COMBI3	72	2,6	1,8	15°	10° ATB + 8° Shear	5	272.300.72M
	305	30	COMBI3	72	2,6	1,8	-5° Neg.	10° ATB	5	272.305.72M



285 ORANGE CHROME®

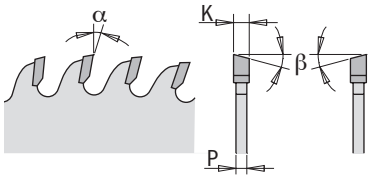











WOOD

Machines



Blade diameter compatibility is contingent on machine type.

Applications



Materials



For specific details regarding suggested materials, please check blade label.

	D mm	B mm	PIN HOLE	Z	K mm	P mm	α	β		ORDER NO.
new	160	20	2/6/32	48	2,2	1,6	5°	12° ATB	5	**285.760.48H** ●
new	190	20 (FESTOOL® FF)	-	48	2,4	1,8	8°	15° ATB	5	**285.790.48FF** ●
new	216	30	2/7/42	60	2,3	1,6	-5° Neg.	15° ATB	5	**285.816.60M** ●
	250	30	COMBI3	80	3,2	2,2	5°	15° ATB	5	**285.680.10M**
	300	30	COMBI3	96	3,2	2,2	5°	15° ATB	3	**285.696.12M**
	350	30	COMBI3	108	3,5	2,5	5°	15° ATB	2	**285.708.14M**

● **Ideal for FESTOOL®**

®Brand names mentioned in CMT products are the property of their respective owners (see back cover)

www.dahm.no



285 INDUSTRIAL

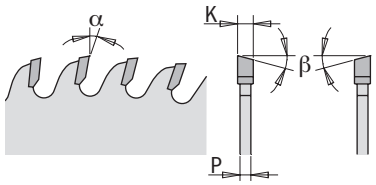

HW

PERFORMANCE

WOOD

Machines


MITRE SAW


RADIAL ARM


TABLE SAW


VERTICAL PANEL

Blade diameter compatibility is contingent on machine type.

Applications


CROSS

Materials


HARDWOOD


PLYWOOD


MELAMINE


LAMINATE


CHIPBOARD


MDF

D mm	B mm	PIN HOLE	Z	K mm	P mm	α	β		ORDER NO.
250	30	COMBI3	80	3,2	2,2	5°	15° ATB	1	**285.080.10M**
250	35	-	80	3,2	2,2	5°	15° ATB	1	**285.080.10R**
300	30	COMBI3	96	3,2	2,2	5°	15° ATB	1	**285.096.12M**
300	35	-	96	3,2	2,2	5°	15° ATB	1	**285.096.12R**
350	30	COMBI3	108	3,5	2,5	5°	15° ATB	1	**285.108.14M**
350	35	-	108	3,5	2,5	5°	15° ATB	1	**285.108.14R**
400	30	COMBI3	96	3,5	2,5	10°	15° ATB	1	**285.096.16M**
400	30	COMBI3	120	3,5	2,5	10°	15° ATB	1	**285.120.16M**



285-292-294 INDUSTRIAL

HW

PERFORMANCE

WOOD

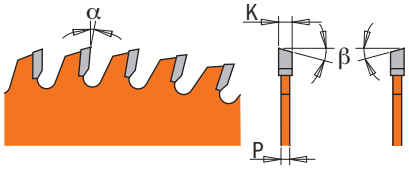

Machines


CIRCULAR SAW


MITRE SAW


SLIDE MITRE SAW


TABLE SAW

Blade diameter compatibility is contingent on machine type.

Applications


CROSS

Materials


PLYWOOD


MELAMINE


LAMINATE

D mm	B mm	PIN HOLE	Z	K mm	P mm	α	β			ORDER NO.
160	20	2/6/32	56	2,2	1,6	15°	15° ATB		10	**292.160.56H** ●
165	20	2/6/32	56	2,2	1,6	15°	15° ATB		10	**292.165.56H**
190	30	2/7/42	64	2,6	1,6	15°	15° ATB		10	**292.190.64M**
200	30	COMBI3	64	3,2	2,2	5°	15° ATB		10	**285.064.08M**
210	30	2/7/42	64	2,8	1,8	15°	15° ATB		10	**292.210.64M** ●
216	30	2/7/42	80	2,8	1,8	-5° Neg.	15° ATB		10	**292.216.80M** ●
230	30	2/7/42 + 2/10/60	64	2,8	1,8	15°	15° ATB		10	**292.230.64M** ●
260	30	COMBI3	80	2,5	1,8	-5° Neg.	15° ATB		5	**294.080.11M** ●

● Ideal for FESTOOL®

®Brand names mentioned in CMT products are the property of their respective owners (see back cover)

www.dahm.no



273 ITK PLUS®

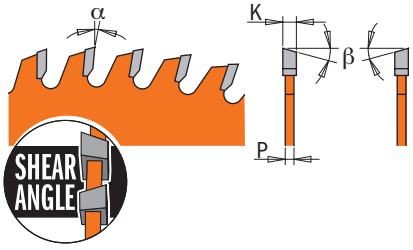

HW

PERFORMANCE

WOOD

Machines


CORDLESS CIRCULAR SAW


CIRCULAR SAW


MITRE SAW


SLIDE MITRE SAW


RADIAL ARM


TABLE SAW

Blade diameter compatibility is contingent on machine type.

Applications


CROSS

Materials


PLYWOOD


MELAMINE


LAMINATE

For specific details regarding suggested materials, please check blade label.

	D mm	B mm	PIN HOLE	Z	K mm	P mm	α	β		ORDER NO.
new	50	10	-	20	1,1	0,8	15°	10° ATB	10	**273.050.20D** ●
new	80	10	-	36	1,6	1,0	15°	10° ATB	10	**273.080.36D** ●
	160	20 (+16)	2/6/32	56	1,8	1,2	12°	10° ATB + 8° Shear	10	**273.160.56H**
new	165	20 (+15,87)	2/6/32	56	1,6	1,0	12°	15° ATB + 8° Shear	10	**273.165.56H**
	190	30 (+20+16)	2/7/42	64	1,7	1,1	15°	10° ATB + 8° Shear	10	**273.190.64M**
	216	30	2/7/42	64	1,8	1,2	-5° Neg.	10° ATB + 8° Shear	10	**273.216.64M**
	250	30	COMBI3	80	2,4	1,6	12°	10° ATB + 8° Shear	10	**273.250.80M**
	300	30	COMBI3	96	2,6	1,8	12°	10° ATB + 8° Shear	5	**273.300.96M**

● **Ideal for PROXXON®** (Materials: Wood, Plastic, Non-ferrous)

®Brand names mentioned in CMT products are the property of their respective owners (see back cover)

www.dahm.no



283.6 ORANGE CHROME®

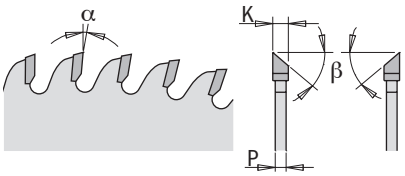

HW

PERFORMANCE

WOOD







Machines


MITRE SAW


SLIDE MITRE SAW


RADIAL ARM


TABLE SAW


VERTICAL PANEL

Blade diameter compatibility is contingent on machine type.

Applications


CROSS



Materials


HARDWOOD


SOFTWOOD


PLYWOOD


VENEERED PLYWOOD


DOUBLE SIDED MELAMINE


DOUBLE SIDED LAMINATE

D mm	B mm	PIN HOLE	Z	K mm	P mm	α	β		ORDER NO.
250	30	COMBI3	80	3,2	2,2	-2° Neg.	38° Hi-ATB	5	**283.680.10M**
300	30	COMBI3	96	3,2	2,2	2°	38° Hi-ATB	5	**283.696.12M**



283 INDUSTRIAL

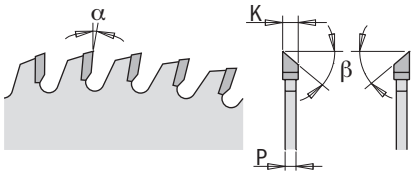

HW

PERFORMANCE

WOOD

Machines


MITRE SAW


SLIDE MITRE SAW


RADIAL ARM


TABLE SAW


VERTICAL PANEL

Blade diameter compatibility is contingent on machine type.

Applications


CROSS



Materials


HARDWOOD


SOFTWOOD


PLYWOOD


VENEERED PLYWOOD


DOUBLE SIDED MELAMINE


DOUBLE SIDED LAMINATE

D mm	B mm	PIN HOLE	Z	K mm	P mm	α	β		ORDER NO.
220*	30	2/7/42	64	3,2	2,2	-5° Neg.	40° Hi-ATB	1	**283.064.09M**
250	30	COMBI3	80	3,2	2,2	-2° Neg.	40° Hi-ATB	1	**283.080.10M**
300	30	COMBI3	96	3,2	2,2	2°	40° Hi-ATB	1	**283.096.12M**
350	30	COMBI3	108	3,5	2,5	5°	40° Hi-ATB	1	**283.108.14M**

*Non-Silent Blades



274 INDUSTRIAL

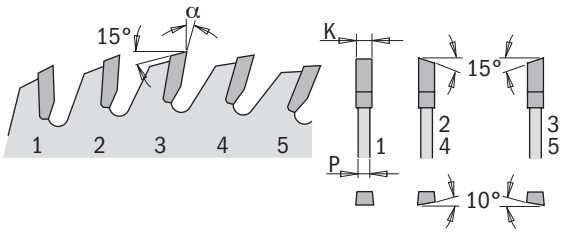

HW LONG LIFE

PERFORMANCE

WOOD

Machines


MITRE SAW


RADIAL ARM


TABLE SAW


VERTICAL PANEL

Blade diameter compatibility is contingent on machine type.

Applications


CROSS

Materials


HARDWOOD


SOFTWOOD


PLYWOOD


VENEERED PLYWOOD


DOUBLE SIDED MELAMINE


DOUBLE SIDED LAMINATE

D mm	B mm	PIN HOLE	Z	K mm	P mm	α	β		ORDER NO.
250	30	COMBI3	80	3,2	2,2	15°	1° FLAT + 4° ATB	1	**274.080.10M**
300	30	COMBI3	100	3,2	2,2	15°	1° FLAT + 4° ATB	1	**274.100.12M**



285.5 ORANGE CHROME®

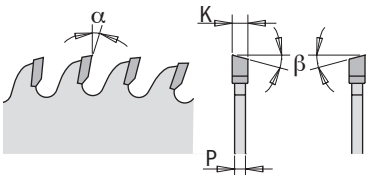

HW

PERFORMANCE

WOOD



Machines


MITRE SAW


RADIAL ARM


TABLE SAW


VERTICAL PANEL

Blade diameter compatibility is contingent on machine type.

Applications


CROSS

Materials


HARDWOOD


PLYWOOD


MDF


MOLDING

D mm	B mm	PIN HOLE	Z	K mm	P mm	α	β		ORDER NO.
250	30	COMBI3	80	3,0	2,5	10°	20° ATB	5	**285.580.10M**
300	30	COMBI3	96	3,0	2,5	10°	20° ATB	5	**285.596.12M**



287 INDUSTRIAL

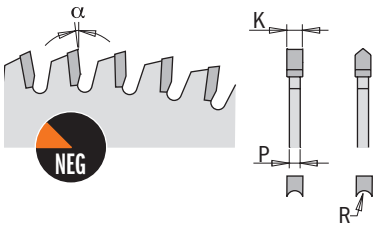

HW

PERFORMANCE

WOOD

Machines


MITRE SAW


SLIDE MITRE SAW


TABLE SAW


VERTICAL PANEL

Blade diameter compatibility is contingent on machine type.

Applications


CROSS



Materials


HARDWOOD


SOFTWOOD


PLYWOOD


VENEERED PLYWOOD


DOUBLE SIDED MELAMINE


DOUBLE SIDED LAMINATE

D mm	B mm	PIN HOLE	Z	K mm	P mm	α	β		ORDER NO.
220	30	2/7/42	42	3,2	2,2	-6° Neg.	HDF	1	**287.043.09M**
250	30	COMBI3	48	3,2	2,2	-6° Neg.	HDF	1	**287.049.10M**
303	30	COMBI3	60	3,2	2,2	-6° Neg.	HDF	1	**287.061.12M**

CMT ORANGE TOOLS®



287 INDUSTRIAL

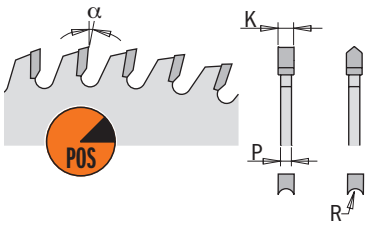

HW

PERFORMANCE

WOOD

Machines


CIRCULAR SAW


MITRE SAW


TABLE SAW


VERTICAL PANEL

Blade diameter compatibility is contingent on machine type.

Applications


CROSS



Materials


HARDWOOD


SOFTWOOD


PLYWOOD


VENEERED PLYWOOD


DOUBLE SIDED MELAMINE


DOUBLE SIDED LAMINATE

D mm	B mm	PIN HOLE	Z	K mm	P mm	α	β		ORDER NO.
160	20	2/6/32	34	2,6	1,8	10°	HDF	5	**287.034.06H**
220	30	2/7/42	42	3,2	2,2	10°	HDF	1	**287.042.09M**
250	30	COMBI3	48	3,2	2,2	10°	HDF	1	**287.048.10M**
303	30	COMBI3	60	3,2	2,2	10°	HDF	1	**287.060.12M**

281

HW

WOOD



Images are not in scale with each other.

FILLED SLOTS

NOISE/VIBRATION REDUCTION

CMT XTREME BALANCING™

Machines


SLIDE MITRE SAW


RADIAL ARM


TABLE SAW


VERTICAL PANEL

Applications


CROSS



Blade diameter compatibility is contingent on machine type.

Materials


HARDWOOD


PLYWOOD


MELAMINE


LAMINATE


CHIPBOARD


MDF

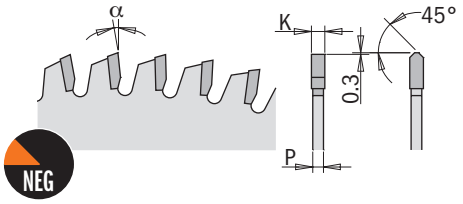

281 ORANGE CHROME®

PERFORMANCE

D mm	B mm	PIN HOLE	Z	K mm	P mm	α	β		ORDER NO.
250	30	COMBI3	80	3,2	2,2	-3° Neg.	TCG	5	281.681.10M
300	30	COMBI3	96	3,2	2,2	-3° Neg.	TCG	5	281.697.12M

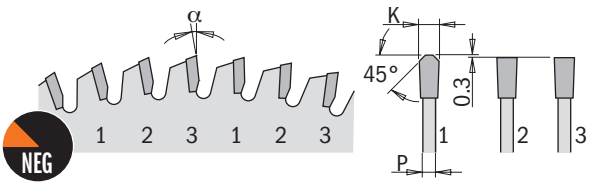

281 INDUSTRIAL

LONG LIFE

PERFORMANCE

D mm	B mm	PIN HOLE	Z	K mm	P mm	α	β		ORDER NO.
220	30	COMBI3	63	3,2	2,2	-3° Neg.	FFT	1	281.063.09M
250	30	COMBI3	60	3,2	2,2	-3° Neg.	FFT	1	281.061.10M
300	30	COMBI3	72	3,2	2,2	-3° Neg.	FFT	1	281.073.12M



281 ORANGE CHROME®

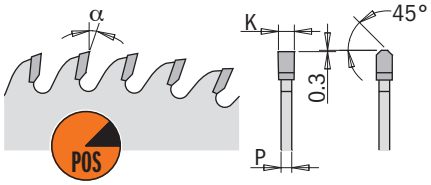

HW

PERFORMANCE

WOOD







Machines


CIRCULAR SAW


MITRE SAW


RADIAL ARM


TABLE SAW


VERTICAL PANEL

Blade diameter compatibility is contingent on machine type.

Applications


CROSS

Materials


HARDWOOD


PLYWOOD


MELAMINE


LAMINATE


CHIPBOARD


MDF


SOLID SURFACE

	D mm	B mm	PIN HOLE	Z	K mm	P mm	α	β		ORDER NO.
new	160	20	2/6/32	48	2,2	1,6	4°	TCG	5	**281.760.48H** ●
new	190	20 (FESTOOL® FF)	-	54	2,6	1,8	4°	TCG	5	**281.790.54FF** ●
	250	30	COMBI3	80	3,2	2,2	5°	TCG	5	**281.680.10M**
	300	30	COMBI3	72	3,2	2,2	10°	TCG	5	**281.672.12M**
	300	30	COMBI3	96	3,2	2,2	5°	TCG	5	**281.696.12M**
	350	30	COMBI3	84	3,5	2,5	10°	TCG	3	**281.684.14M**
	350	30	COMBI3	108	3,5	2,5	5°	TCG	3	**281.708.14M**

● Ideal for FESTOOL®

®Brand names mentioned in CMT products are the property of their respective owners (see back cover)

www.dahm.no



295 XTREME

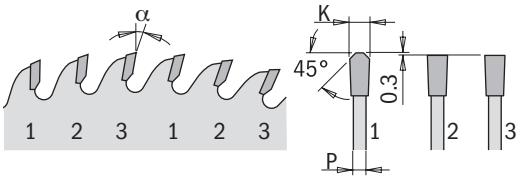

HW LONG LIFE

PERFORMANCE

WOOD

CMT XTREME BALANCING™

Machines


MITRE SAW


RADIAL ARM


TABLE SAW


VERTICAL PANEL

Blade diameter compatibility is contingent on machine type.

Applications


CROSS



Materials


HARDWOOD


PLYWOOD


MELAMINE


LAMINATE


CHIPBOARD


MDF

D mm	B mm	PIN HOLE	Z	K mm	P mm	α	β		ORDER NO.
250	30	COMBI3	78	3,2	2,2	10°	FFT	5	**295.078.10M**
300	30	COMBI3	96	3,2	2,2	10°	FFT	5	**295.096.12M**
350	30	COMBI3	108	3,5	2,5	10°	FFT	3	**295.108.14M**



281 XTREME

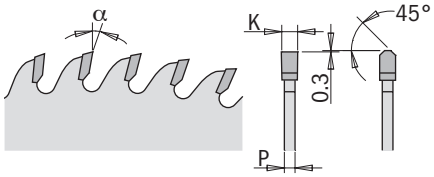

CMT XTREME BALANCING™

HW

PERFORMANCE

WOOD

Machines


MITRE SAW


RADIAL ARM


TABLE SAW


VERTICAL PANEL

Blade diameter compatibility is contingent on machine type.

Applications


CROSS

Materials


HARDWOOD


PLYWOOD


MELAMINE


LAMINATE


CHIPBOARD


MDF

D mm	B mm	PIN HOLE	Z	K mm	P mm	α	β		ORDER NO.
190*	20 (FESTOOL® FF)	-	54	2,6	1,8	4°	TCG	5	**281.190.54FF** ■
250	30	COMBI3	60	3,2	2,2	10°	TCG	5	**281.060.10M**
250	30	COMBI3	80	3,2	2,2	10°	TCG	5	**281.080.10M**
300	30	COMBI3	72	3,2	2,2	10°	TCG	5	**281.072.12M**
300	30	COMBI3	96	3,2	2,2	10°	TCG	5	**281.096.12M**
350	30	COMBI3	84	3,5	2,5	10°	TCG	3	**281.084.14M**
350	30	COMBI3	108	3,5	2,5	10°	TCG	3	**281.108.14M**

*Non-Silent Blades

■ *Until stock last*

®Brand names mentioned in CMT products are the property of their respective owners (see back cover)

www.dahm.no



281 INDUSTRIAL

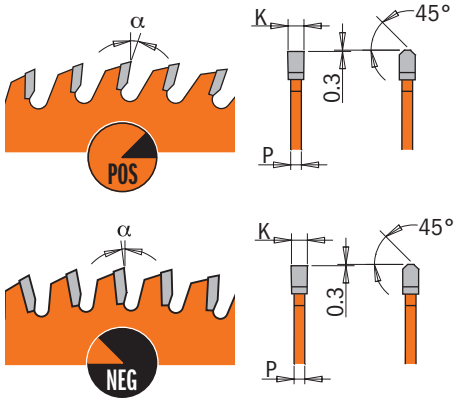

HW

PERFORMANCE

WOOD

Machines


CIRCULAR SAW


SLIDE MITRE SAW


TABLE SAW

Blade diameter compatibility is contingent on machine type.

Applications


CROSS

Materials


WOOD


OSB


PLYWOOD


MELAMINE


LAMINATE

For specific details regarding suggested materials, please check blade label.

Positive

D mm	B mm	PIN HOLE	Z	K mm	P mm	α	β	APPLICATIONS		ORDER NO.
160	20 (VIRUTEX®)	4/7/32 45°	40	2,2	1,6	10°	TCG	Finish	10	281.160.40H
160	20	2/6/32	48	2,2	1,6	5°	TCG	Fine Finish	10	281.160.48H ●
200	30	2/7/42	64	3,2	2,2	10°	TCG	Fine Finish	10	281.064.08M
220	30	2/7/42	64	3,2	2,2	10°	TCG	Fine Finish	10	281.064.09M
225	30	2/7/42	64	2,6	1,8	4°	TCG	Fine Finish	10	281.225.64M ●

● Ideal for FESTOOL®

Negative

D mm	B mm	PIN HOLE	Z	K mm	P mm	α	β	APPLICATIONS		ORDER NO.
160	20	2/6/32	56	2,2	1,6	-3° Neg.	TCG	Ultra Finish	10	281.161.56H ●
165	20	2/6/32	56	2,2	1,6	-3° Neg.	TCG	Ultra Finish	10	281.166.56H
260	30	COMBI3	64	2,5	1,8	-3° Neg.	TCG	Finish	5	281.065.11M ●

● Ideal for FESTOOL®

®Brand names mentioned in CMT products are the property of their respective owners (see back cover)

www.dahm.no



281-282 INDUSTRIAL XTREME

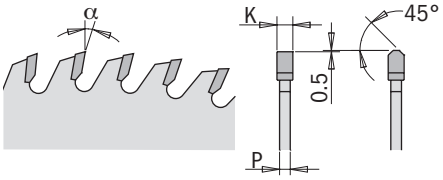

HW

PERFORMANCE

WOOD

Machines

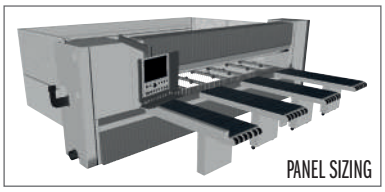

D mm	B mm	PIN HOLE	Z	K mm	P mm	α	β	LOW NOISE		ORDER NO. INDUSTRIAL	ORDER NO. XTREME
250	30	COMBI3	60	3,2	2,2	10°	TCG		1		281.060.10M
250	30	COMBI3	80	3,2	2,2	10°	TCG		1		281.080.10M
300	30	COMBI3	60	4,4	3,2	16°	TCG		1		282.060.12M
300	30	COMBI3	72	3,2	2,2	10°	TCG		5		281.072.12M
300	30	COMBI3	96	3,2	2,2	10°	TCG		1		281.096.12M
300	75	-	60	4,4	3,2	16°	TCG		1		282.060.12X
300	80	COMBI5	60	4,4	3,2	16°	TCG		1		282.060.12W
320	65	2/9/100 + 2/9/110	60	4,4	3,2	16°	TCG		1		Y282.060.13J
320	65	2/9/100 + 2/9/110	72	4,4	3,2	16°	TCG		1		282.072.13J
350	30	COMBI3	54	4,4	3,2	16°	TCG		1	282.054.14M	
350	30	COMBI3	72	4,4	3,2	16°	TCG		1		282.072.14M
350	30	COMBI3	108	3,5	2,5	10°	TCG		1		281.108.14M
350	50	3/12,5/80	72	4,4	3,2	16°	TCG		1	282.072.14T	
350	60	2/14/100	72	4,4	3,2	16°	TCG		1		Y282.072.14U
350	75	4/15/105 + 3/7/100	54	4,4	3,2	16°	TCG		1	282.054.14X	
350	75	4/15/105 + 3/7/100	72	4,4	3,2	16°	TCG		1		282.072.14X
350	80	COMBI5	54	4,4	3,2	16°	TCG		1	282.054.14W	
350	80	COMBI5	72	4,4	3,2	16°	TCG		1		282.072.14W
355	30	COMBI3	72	4,4	3,2	16°	TCG		1	S282.03556	
355	65	2/9/100 + 2/9/110	72	4,4	3,2	16°	TCG		1		282.072.14J2
355	80	4/9/100 + 2/9/110 + 2/14/110	72	4,4	3,2	10°	TCG		1		282.072.14W2
380	60	2/14/100	72	4,4	3,2	15°	TCG		1		282.072.15U2
380	60	COMBI7	72	4,8	3,5	16°	TCG		1		282.072.15U
380	80	COMBI5	72	4,4	3,2	16°	TCG		1		282.072.15W
400	30	2/10/60	60	4,4	3,2	16°	TCG		1		282.060.16M
400	30	2/10/60	72	4,4	3,2	16°	TCG		1		282.072.16M
400	60	COMBI7	72	4,4	3,2	16°	TCG		1		282.072.16U
400	75	4/15/105	60	4,4	3,2	16°	TCG		1	282.060.16X	
400	75	4/15/105	72	4,4	3,2	16°	TCG		1		282.072.16X
400	80	COMBI5	60	4,4	3,2	16°	TCG		1	282.060.16W	
400	80	COMBI5	72	4,4	3,2	16°	TCG		1		282.072.16W
420	80	4/9/100 + 2/9/110 + 2/14/110	72	4,4	3,2	15°	TCG		1		282.072.17W
430	65	2/9/100 + 2/9/110	72	4,4	3,2	16°	TCG		1		Y282.072.17J
430	75	4 /15/105	72	4,4	3,2	16°	TCG		1		282.072.17X
430	80	COMBI5	72	4,4	3,2	16°	TCG		1		282.072.17W2
450	30	COMBI3 + 2/14/95	72	4,4	3,2	16°	TCG		1		Y282.072.18M2
450	60	COMBI7	72	4,8	3,5	16°	TCG		1		282.072.18U
450	80	COMBI5	72	4,8	3,5	16°	TCG		1		282.072.18W2
500	60	COMBI7	72	4,8	3,5	16°	TCG		1		282.072.20U
500	80	COMBI5	72	4,8	3,5	16°	TCG		1	Y282.072.20W ■	
550	100	-	72	5,2	3,5	16°	TCG		1	282.072.22A ■	

■ *Until stock last*



289 XTREME

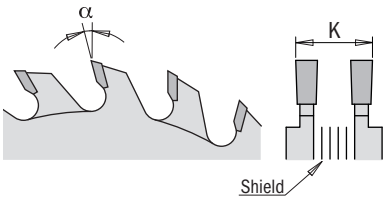

TIPS: suggested for machines without vertical regulation of scoring blade.

HW LONG LIFE

PERFORMANCE

WOOD

Machines



Applications



Materials





D mm	B mm		Z	K mm	α	β		ORDER NO.	Spare parts PVC SHIMS
70	20		8+8	2,8-3,6	12°	FLAT	10	**289.070.16H**	299.000.05H
80	20		10+10	2,8-3,6	12°	FLAT	10	**289.080.20H**	299.000.05H
100	20		10+10	2,8-3,6	12°	FLAT	10	**289.100.20H**	299.000.02K
100	22		10+10	2,8-3,6	12°	FLAT	10	**289.100.20K**	299.000.02K
120	20		12+12	2,8-3,6	12°	FLAT	10	**289.120.24H**	299.000.02K
120	22		12+12	2,8-3,6	12°	FLAT	10	**289.120.24K**	299.000.02K
120	50		12+12	2,8-3,6	12°	FLAT	10	**289.120.24T** ●	
125	20		12+12	2,8-3,6	12°	FLAT	10	**289.125.24H**	299.000.02K
125	22		12+12	2,8-3,6	12°	FLAT	10	**289.125.24K**	299.000.02K

● **Ideal for ALTENDORF® Rapido System**

®Brand names mentioned in CMT products are the property of their respective owners (see back cover)

www.dahm.no



288 XTREME

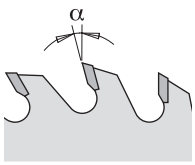

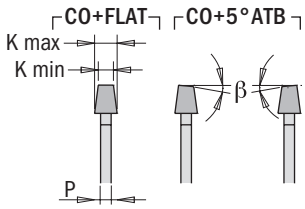

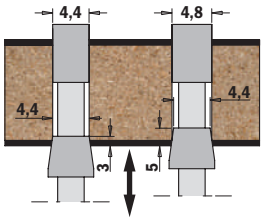

HW LONG LIFE

PERFORMANCE

WOOD

TIPS: suggested for machines with vertical regulation of scoring blade.

Suggested for use with thick kerf or panel sizing blade.

Machines


SQUARING

Applications



Materials


MELAMINE


LAMINATE

D mm	B mm	PIN HOLE	Z	K mm	P mm	α	β		ORDER NO.
80	20	-	12	3,1-3,6	2,2	10°	CO+FLAT	10	S288.080.12H
100	20	-	20	3,1-4,0	2,2	5°	CO+5° ATB	10	288.100.20H
100	22	-	20	3,1-4,0	2,2	5°	CO+5° ATB	10	288.100.20K
120	20	-	24	3,1-4,0	2,2	5°	CO+5° ATB	10	288.120.24H
120	20	-	24	3,4-4,2	2,5	5°	CO+5° ATB	10	288.120.24H1
120	22	-	24	3,1-4,0	2,2	5°	CO+5° ATB	10	288.120.24K
125	20	-	24	3,1-4,0	2,2	5°	CO+5° ATB	10	288.125.24H
125	20	-	24	3,4-4,2	2,5	5°	CO+5° ATB	10	288.125.24H1
125	20	-	24	4,3-5,5	3,2	10°	CO+FLAT	10	288.125.24H2
125	22	-	24	3,1-4,0	2,2	5°	CO+5° ATB	10	288.125.24K
125	45	-	24	4,3-5,5	3,2	10°	CO+FLAT	10	288.125.24Q
140	16	1/6/33	24	3,1-4,0	2,2	10°	CO+FLAT	5	Y288.140.24E ■
150	45	3/11/70	36	4,3-5,5	3,2	10°	CO+FLAT	5	288.150.36Q
160	45	3/11/70	36	4,3-5,5	3,2	10°	CO+FLAT	5	288.160.36Q
160	55	3/7/66 + 3/6/84	36	4,3-5,5	3,2	10°	CO+FLAT	5	288.160.360
180	20	-	36	4,3-5,5	3,2	10°	CO+FLAT	5	Y288.180.36H ■
180	30	COMBI3	36	4,5-5,5	3,2	10°	CO+FLAT	5	288.180.36M
180	45	-	36	4,3-5,5	3,2	8°	CO+5° ATB	5	288.180.36Q2
180	45	-	36	4,7-6,0	3,5	10°	CO+FLAT	5	288.180.36Q
180	55	-	36	5,0-6,2	3,5	10°	CO+FLAT	5	288.180.360 ■
180	50	3/12,5/80	44	4,3-5,5	3,2	10°	CO+FLAT	5	288.180.44T
200	20	-	36	4,4-5,3	3,2	10°	CO+FLAT	5	288.200.36H
200	45	-	36	4,7-6,0	3,5	10°	CO+FLAT	5	288.200.36Q
200	45	-	36	4,3-5,5	3,2	10°	CO+FLAT	5	Y288.200.36Q2
200	65	2/9/100 + 2/9/110	36	4,4-5,3	3,2	10°	CO+FLAT	5	288.200.36J
215	50	3/15/80	42	4,3-5,5	3,2	8°	CO+FLAT	5	288.215.42T
300	50	3/15/80	48	4,3-5,5	3,2	10°	CO+FLAT	5	288.300.48T
300	65	2/9/100 + 2/9/110	72	4,3-5,5	3,2	10°	CO+FLAT	5	288.300.72J

■ *Until stock last*

DP - Laminated & Chipboard



High-quality nickel-plated saw blades with anti-friction and anti-corrosion properties.

237 XTREME

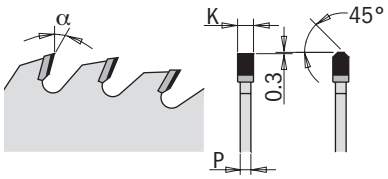

50X LONGER LIFE THAN CARBIDE

PCD DP LONG LIFE

PERFORMANCE

WOOD

Machines


MITRE SAW


SQUARING


TABLE SAW


VERTICAL PANEL

Blade diameter compatibility is contingent on machine type.

Applications


CROSS

Materials


HARDWOOD


PLYWOOD


MELAMINE


LAMINATE


CHIPBOARD


MDF

D mm	B mm	PIN HOLE	Z	K mm	P mm	α	β		ORDER NO.
250	30	COMBI3	48	3,2	2,2	10°	TCG	1	237.048.10M
300	30	COMBI3	60	3,2	2,2	10°	TCG	1	237.060.12M
300	30	COMBI3	96	3,2	2,2	15°	TCG	1	237.096.12M
350	30	COMBI3	72	3,5	2,4	15°	TCG	1	237.072.14M

DP - Conical Scoring



High-quality nickel-plated saw blades with anti-friction and anti-corrosion properties.

238 XTREME

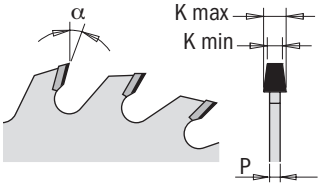

50X LONGER LIFE THAN CARBIDE

PCD DP LONG LIFE

PERFORMANCE

WOOD

Machines


SQUARING

Applications



Materials


MELAMINE


LAMINATE

D mm	B mm		Z	K mm	P mm	α	β		ORDER NO.
120	20		20	3,1-3,7	2,2	5°	CONICAL	1	238.120.20H
125	20		20	3,1-3,7	2,2	5°	CONICAL	1	238.125.20H



LEUCO
Patent Pending

235 XTREME NOISELESS ALL-AROUND

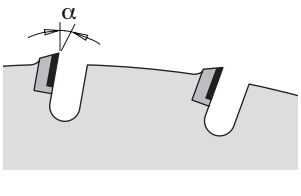

50X LONGER LIFE THAN CARBIDE

PCD DP | LONG LIFE

PERFORMANCE

MULTI-MATERIALS

Machines


CIRCULAR SAW


SLIDE MITRE SAW


TABLE SAW


VERTICAL PANEL

Blade diameter compatibility is contingent on machine type.

Materials

NO LIMITS: CUT ALL WITH ONE BLADE!


GYPSUM PLASTERBOARD


VENEERED LAMINATED WOOD


PLYWOOD


MULTIPLEX


DOUBLE PANEL


FLOOR PANELING


HONEYCOMB PANEL


SOLID WOOD PANEL


HOLLOW ALU PROFILE


ALU HONEYCOMB PANEL


HPL LAMINATE


POLYETHYLENE


BOARD MATERIAL


MELAMINE LAMINATED PARTICLEBOARD


HPL LAMINATED PARTICLEBOARD


LACQUERED MDF

XTREME NOISELESS

Thanks the new minimization of gullets design this blade succeeded in reducing the noise of idling by up to 15 dB(A) compared to conventional carbide saw blades. With a noise level of just around 70dB(A) when idling, the wearing of hearing protection is outdated.

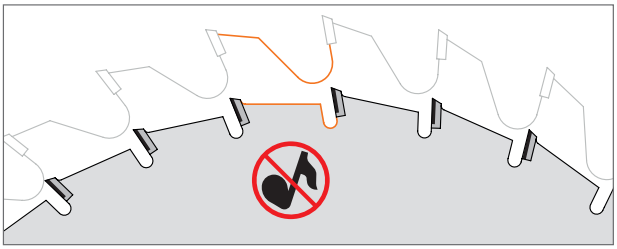

XTREME ALL-AROUND

New industry standard with universal application in countless materials and suitable for all chop saws and portable machines, table and vertical panel sizing saws, CNCs and through-feed installations

XTREME QUALITY

The special hollow back tooth configuration (HR) guarantees an excellent cutting quality.

XTREME FAST

The teeth are surprisingly thin! The cutting width is a mere 2,5 mm and they generate noticeably lower cutting pressure and therefore also require less power during usage.
Resharpenable max 2 times.

XTREME LIFETIME

The lifetime is 20X longer than carbide blades thanks to the diamond tips.

Recommended Use

We recommend the use of a splitting wedge between **2,0** and **2,4**mm in thickness.

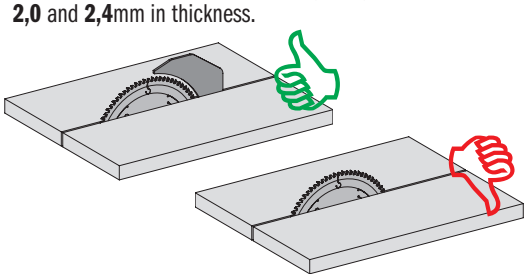

Longer Lifetime Thanks to Diamond Tips Clean your circular saw blades on a regular basis. You will profit from a long-lasting and precise cutting quality and maximize the lifetime of your innovative saw blades many timer over.

- **It is not recommended to use the saw blades for longitudinal cuts in soft wood and material thicknesses of more than 40mm.**
- **Do not cut materials with nails, stone and metal parts.**
- **Chip-free cuts can only be guaranteed in combination with a suitable scoring saw blade.**

D mm	B mm	PIN HOLE	Z	K mm	P mm	α	β		ORDER NO.
160	20	2/6/32	20	2,2	1,6	10°	HR	1	**235.160.20H**
190	30	2/7/42	24	2,5	2,0	10°	HR	1	**235.190.24M**
216	30	2/7/42	30	2,5	2,0	10°	HR	1	**235.216.30M**
250	30	COMBI3	36	2,5	2,0	10°	HR	1	**235.250.36M**
300	30	COMBI3	44	2,5	2,0	10°	HR	1	**235.300.44M**

284

NON-FERROUS



Images are not in scale with each other.

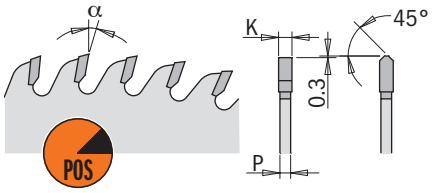

Machines

*WITH MEC/MAN WORKPIECE CLAMPING


CIRCULAR SAW


MITRE SAW


DOUBLE MITRE SAWS


DOUBLE HEAD SAWING MACHINES

Blade diameter compatibility is contingent on machine type.

Materials


ALUMINIUM


PLASTIC


COPPER


BRASS


PLASTERBOARD

For specific details regarding suggested materials, please check blade label.

284 XTREME

PERFORMANCE

D mm	B mm	PIN HOLE	Z	K mm	P mm	α	β		ORDER NO.
250	32	2/12/64	80	3,2	2,5	6°	TCG	5	284.080.10P
300	32	2/12/64	96	3,2	2,5	6°	TCG	5	284.096.12P
350	32	2/12/64	84	3,6	3,0	6°	TCG	3	284.092.14P
350	32	2/12/64	108	3,6	3,0	6°	TCG	3	284.108.14P
400	32	2/12/64	96	4,0	3,2	6°	TCG	2	284.096.16P
420	32	2/12/64	96	3,8	3,2	6°	TCG	2	284.096.17P
450	30	2/10/60	108	4,2	3,5	6°	TCG	2	284.108.18M
450	32	2/12/64	108	4,2	3,5	6°	TCG	2	284.108.18P
500	30	2/10/60	120	4,3	3,5	10°	TCG	2	284.120.20M
500	32	2/12/64	120	4,3	3,5	10°	TCG	2	284.120.20P

284 INDUSTRIAL

NON-STICK ORANGE SHIELD COATING®

PERFORMANCE

D mm	B mm	PIN HOLE	Z	K mm	P mm	α	β		ORDER NO.
160	20	2/6/32	24	2,2	1,6	5°	TCG	10	284.160.24H ●
190	30	2/7/42	30	2,6	2,2	5°	TCG	10	284.190.30M
216	30	2/7/42	40	2,6	2,2	5°	TCG	10	284.216.40M ●

● Ideal for FESTOOL®

®Brand names mentioned in CMT products are the property of their respective owners (see back cover)

www.dahm.no

CMT ORANGE TOOLS®

296-297

HW

PERFORMANCE

NON-FERROUS



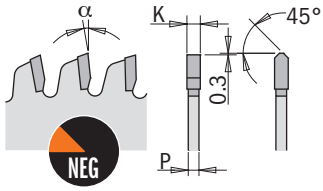







Images are not in scale with each other.

Machines


CIRCULAR SAW


MITRE SAW


SLIDE MITRE SAW


PORTABLE TABLE SAW


STATIONARY TABLE SAW


DOUBLE MITRE SAWS

Blade diameter compatibility is contingent on machine type.

Materials


ALUMINIUM


COPPER


BRASS


PLASTIC


MELAMINE

296-297 ORANGE CHROME®

● IDEAL FOR FESTOOL®

	D mm	B mm	PIN HOLE	Z	K mm	P mm	α	β		ORDER NO.
new	160	20	2/6/32	52	2,2	1,8	-5° Neg.	TCG	5	296.760.52H ●
new	216	30	2/7/42	64	2,3	1,6	0°	TCG	5	297.816.64M ●

297 XTREME

250	30	COMBI3	80	3,2	2,5	-6° Neg.	TCG	5	297.080.10M
250	32	2/12/64	80	3,2	2,5	-6° Neg.	TCG	5	297.080.10P
254	30	COMBI3	80	3,2	2,5	-6° Neg.	TCG	5	297.081.10M
260	30	COMBI3	80	3,2	2,5	-6° Neg.	TCG	5	297.080.11M
280	30	COMBI3	64	3,2	2,5	-6° Neg.	TCG	5	297.064.11M
300	30	COMBI3	96	3,2	2,5	-6° Neg.	TCG	5	297.096.12M
300	32	2/12/64	96	3,2	2,5	-6° Neg.	TCG	5	297.096.12P
305	30	COMBI3	96	3,2	2,5	-6° Neg.	TCG	5	297.096.13M
315	30	COMBI3	96	3,2	2,5	-6° Neg.	TCG	5	297.096.23M
330	30	COMBI3	96	3,6	3,0	-6° Neg.	TCG	3	297.096.33M
330	32	COMBI3	96	3,6	3,0	-6° Neg.	TCG	3	297.096.33P
350	30	COMBI3	108	3,6	3,0	-6° Neg.	TCG	3	297.108.14M
350	32	4/12/64	108	3,6	3,0	-6° Neg.	TCG	3	297.108.14P
400	30	2/10/60	120	4,0	3,2	-6° Neg.	TCG	2	297.120.16M
400	32	4/12/64	96	4,0	3,2	-6° Neg.	TCG	2	297.108.16P
new 400	32	4/12/64	120	4,0	3,2	-6° Neg.	TCG	2	297.120.16P
450	30	2/10/60	96	4,2	3,5	-6° Neg.	TCG	2	297.108.18M
450	30	2/10/60	120	4,2	3,5	-6° Neg.	TCG	2	Y297.140.18M
450	32	2/12/64	96	4,2	3,5	-6° Neg.	TCG	2	297.108.18P
new 450	32	4/12/64	120	4,2	3,5	-6° Neg.	TCG	2	297.120.18P
500	30	2/10/60	120	4,3	3,5	-6° Neg.	TCG	2	297.120.20M
500	32	2/12/64	120	4,3	3,5	-6° Neg.	TCG	2	297.120.20P

®Brand names mentioned in CMT products are the property of their respective owners (see back cover)

www.dahm.no

CMT ORANGE TOOLS®



296-297 INDUSTRIAL

HW

PERFORMANCE

NON-FERROUS

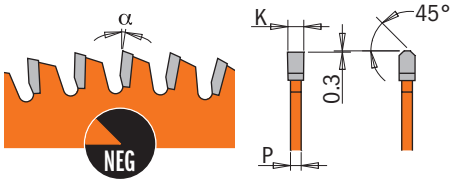

Machines


CIRCULAR SAW


MITRE SAW


SLIDE MITRE SAW


TABLE SAW

Blade diameter compatibility is contingent on machine type.

Materials


ALUMINIUM


PLASTIC


COPPER


BRASS


MELAMINE

D mm	B mm	PIN HOLE	Z	K mm	P mm	α	β		ORDER NO.
120	20	2/5,5/30	36	1,8	1,2	-6° Neg.	TCG	10	296.120.36H
160	20	2/6/32	40	2,2	1,6	-6° Neg.	TCG	10	296.160.40H ●
160	20	2/6/32	56	2,2	1,6	-6° Neg.	TCG	10	296.160.56H ●
165	20	2/6/32	40	2,2	1,6	-6° Neg.	TCG	10	296.165.40H
165	20	2/6/32	56	2,2	1,6	-6° Neg.	TCG	10	296.165.56H
180	20	2/6/32	40	2,8	2,2	-6° Neg.	TCG	10	296.180.40H
190	30	2/7/42	40	2,8	2,2	-6° Neg.	TCG	10	296.190.40M
190	30	2/7/42	64	2,8	2,2	-6° Neg.	TCG	10	296.190.64M
190	20 (FESTOOL® FF)	Key 5/7/2,5	64	2,8	2,2	-6° Neg.	TCG	10	296.190.64FF ●
200	30	COMBI3	48	2,8	2,2	-6° Neg.	TCG	10	296.200.48M
210	30	2/7/42	48	2,8	2,2	-6° Neg.	TCG	10	296.210.48M ●
210	30	2/7/42	64	2,8	2,2	-6° Neg.	TCG	10	296.210.64M ●
216	30	2/7/42	64	2,8	2,2	-6° Neg.	TCG	10	297.064.09M ●
216	30	2/7/42	80	2,8	2,2	-6° Neg.	TCG	10	297.080.09M ●
225	30	2/7/42	64	2,8	2,2	-6° Neg.	TCG	10	296.225.64M ●
230	30	2/7/42	48	2,8	2,2	-6° Neg.	TCG	10	296.230.48M ●
235	30	2/7/42	48	2,8	2,2	-6° Neg.	TCG	10	296.235.48M

● Ideal for FESTOOL®

®Brand names mentioned in CMT products are the property of their respective owners (see back cover)

www.dahm.no



276 ITK PLUS®

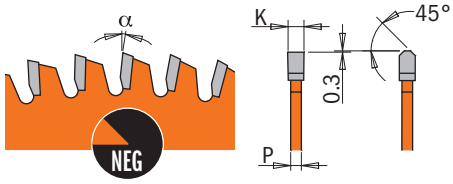

HW

PERFORMANCE

NON-FERROUS

Machines


CORDLESS CIRCULAR SAW


CIRCULAR SAW


MITRE SAW


SLIDE MITRE SAW


RADIAL ARM


TABLE SAW

Blade diameter compatibility is contingent on machine type.

Materials


ALUMINIUM


PLASTIC


COPPER


BRASS


MELAMINE

	D mm	B mm	PIN HOLE	Z	K mm	P mm	α	β		ORDER NO.
new	140	20	2/6/32,5	48	1,8	1,2	-6° Neg.	TCG	10	**276.140.48H**
	160	20 (+16)	2/6/32	48	1,8	1,2	-6° Neg.	TCG	10	**276.160.48H**
new	165	20 (+15,87)	2/6/32	56	1,8	1,2	-6° Neg.	TCG	10	**276.165.56H**
	184	20 (+16+15,87)	2/7/42	48	1,8	1,2	-6° Neg.	TCG	10	**276.184.48H**
	190	30 (+20+16)	2/7/42	64	1,8	1,2	-6° Neg.	TCG	10	**276.190.64M**
	210	30 (+25)	2/7/42	64	1,8	1,2	-6° Neg.	TCG	10	**276.210.64M**
	216	30	2/7/42	64	2,2	1,6	-6° Neg.	TCG	10	**276.216.64M**
	250	30	COMBI3	80	2,6	1,8	-6° Neg.	TCG	10	**276.250.80M**
	300	30	COMBI3	96	2,8	2,0	-6° Neg.	TCG	5	**276.300.96M**
	305	30	COMBI3	96	2,8	2,0	-6° Neg.	TCG	5	**276.305.96M**

new

CMT ORANGE TOOLS®

MATERIALS	COATING TYPE: VAPO	COATING TYPE: TiCN
STEEL (<500 N/mm²)	★ ★	★ ★ ★ ★
STEEL (<800 N/mm²)	★ ★	★ ★ ★
STEEL (<1200 N/mm²)	★ ★	★ ★ ★
STAINLESS STEEL	★ ★	★ ★ ★ ★
CAST IRON	★ ★	★ ★ ★ ★
ALUMINIUM/ALLOY AL.	★ ★	★ ★ ★ ★
TITANIUM	★	★ ★
BRONZE	NOT RECOMMENDED	★ ★ ★ ★
COPPER	NOT RECOMMENDED	★ ★ ★
BRASS	NOT RECOMMENDED	★ ★ ★
TECHNICAL INFO	**VAPO**	**TiCN**
COLOR	BLACK	BROWN - RED
HARDNESS (HV)	800	3200
THICKNESS (µm)	2 - 4	2 - 4
COEFFICIENT OF FRICTION	0.6	0.2
MAX. WORKING TEMPERATURE	350°C	450°C

SUGGESTED SPEED (BW - C/HZ)

MATERIALS	V (m/min.) MIN. ~ MAX
STEEL (<500 N/mm²):	30 ~ 60
STEEL (<800 N/mm²):	25 ~ 40
STEEL (<1200 N/mm²):	15 ~ 30
STAINLESS STEEL:	15 ~ 30
CAST IRON:	25 ~ 50
ALUMINIUM/ALLOY AL.:	500 ~ 700
TITANIUM:	15 ~ 20
BRONZE:	200 ~ 300
COPPER:	200 ~ 400
BRASS:	400 ~ 600

$$RPM = \frac{1000 \times V\ (m/min.)}{3{,}14 \times D\ (mm)}$$



MANUAL,
SEMI-AUTOMATIC
& AUTOMATIC MACHINES





Suggested use with
Emulsion/Spray Oil

Metal & Steel



227 HSS LINE

HSS

METAL & STEEL

HSS
HIGH SPEED STEEL
DMo5

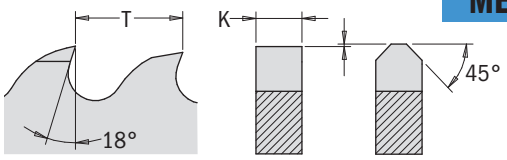

Sharpening

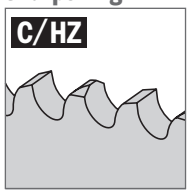

Applications



SOLID PROFILE/SECTIONS
& THICK PIPES/TUBES

D mm	B mm	PIN HOLE	Z	K mm	PITCH T	β	COATING	ORDER NO.
250	32	2/8/45+2/9/50+2/11/63	128	2,0	T6	C/HZ	VAPO	**227.250.128P**
275	32	2/8/45+2/9/50+2/11/63	140	2,5	T6	C/HZ	VAPO	**227.275.140P**
300	32	2/8/45+2/9/50+2/11/63	160	2,5	T6	C/HZ	VAPO	**227.300.160P**
315	32	2/8/45+2/9/50+2/11/63	160	2,5	T6	C/HZ	VAPO	**227.315.160P**
350	32	2/8/45+2/9/50+2/11/63	180	2,5	T6	C/HZ	VAPO	**227.350.180P**

www.dahm.no

new

CMT ORANGE TOOLS®



227 HSS LINE

HSS

METAL & STEEL

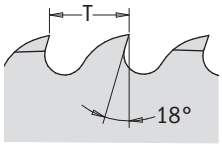

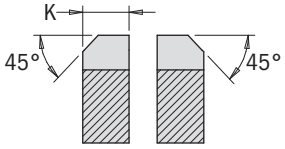

Sharpening

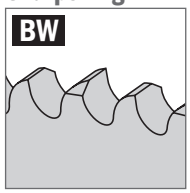

Applications



D mm	B mm	PIN HOLE	Z	K mm	PITCH T	β	COATING	ORDER NO.
200	32	2/8/45+2/9/50+2/11/63	160	1,8	T4	BW	VAPO	**227.200.160P**
225	32	2/8/45+2/9/50+2/11/63	180	1,9	T4	BW	VAPO	**227.225.180P**
250	32	2/8/45+2/9/50+2/11/63	160	2,0	T5	BW	VAPO	**227.250.160P**
250	32	2/8/45+2/9/50+2/11/63	200	2,0	T4	BW	VAPO	**227.250.200P**
275	32	2/8/45+2/9/50+2/11/63	220	2,5	T4	BW	VAPO	**227.275.220P**
300	32	2/8/45+2/9/50+2/11/63	220	2,5	T4	BW	VAPO	**227.300.220P**
315	32	2/8/45+2/9/50+2/11/63	240	2,5	T4	BW	VAPO	**227.315.240P**
350	32	2/8/45+2/9/50+2/11/63	280	2,5	T4	BW	VAPO	**227.350.280P**

D mm	B mm	PIN HOLE	Z	K mm	PITCH T	β	COATING	ORDER NO.
250	32	2/8/45+2/9/50+2/11/63	200	2,0	T4	BW	TiCN	**227.250.700P**
275	32	2/8/45+2/9/50+2/11/63	220	2,0	T4	BW	TiCN	**227.275.722P**
275	32	2/8/45+2/9/50+2/11/63	220	2,5	T4	BW	TiCN	**227.275.720P**
300	32	2/8/45+2/9/50+2/11/63	220	2,0	T4	BW	TiCN	**227.300.722P**
300	32	2/8/45+2/9/50+2/11/63	220	2,5	T4	BW	TiCN	**227.300.720P**
315	32	2/8/45+2/9/50+2/11/63	240	2,5	T4	BW	TiCN	**227.315.740P**
350	32	2/8/45+2/9/50+2/11/63	280	2,5	T4	BW	TiCN	**227.350.780P**



227 HSS LINE

HSS

METAL & STEEL

D mm	B mm	PIN HOLE	Z	K mm		β	COATING	ORDER NO.
200	32	2/8/45+2/9/50+2/11/63	0	1,8		Not Sharpened	VAPO	**227.200P**
225	32	2/8/45+2/9/50+2/11/63	0	1,9		Not Sharpened	VAPO	**227.225P**
250	32	2/8/45+2/9/50+2/11/63	0	2,0		Not Sharpened	VAPO	**227.250P**
275	32	2/8/45+2/9/50+2/11/63	0	2,5		Not Sharpened	VAPO	**227.275P**
300	32	2/8/45+2/9/50+2/11/63	0	2,5		Not Sharpened	VAPO	**227.300P**
315	32	2/8/45+2/9/50+2/11/63	0	2,5		Not Sharpened	VAPO	**227.315P**
350	32	2/8/45+2/9/50+2/11/63	0	2,5		Not Sharpened	VAPO	**227.350P**

new

CMT ORANGE TOOLS®



226 INDUSTRIAL

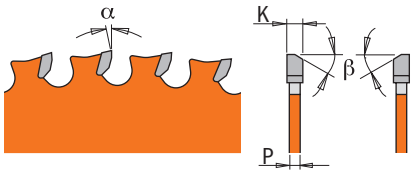

HW

PERFORMANCE

METAL & STEEL

Machines


CIRCULAR SAW


MITRE & CHOP MITRE SAW

Blade diameter compatibility is contingent on machine type.

Materials


CHANNELS/STUDS/ANGLES


PLATES/SHEETS/FLAT BARS


EMT CONDUIT


PLASTIC


COPPER/BRASS


FIBERGLASS

D mm	B mm	PIN HOLE	Z	K mm	P mm	α	β	MAX RPM		ORDER NO.
136	20 (+10)	-	56	1,5	1,2	0°	8° FWF	6000	10	**226.136.56H**
150	20	-	60	1,6	1,2	0°	8° FWF	6000	10	**226.150.60H**
160	20 (+16)	2/6/32	60	2,0	1,6	0°	8° FWF	6000	10	**226.160.60H** ●
165	20	2/6/32	60	1,6	1,2	0°	8° FWF	6000	10	**226.165.60H**
184	30 (+16+20)	2/7/42	64	2,0	1,6	0°	8° FWF	6000	10	**226.184.64M**
190	30 (+20)	2/7/42	64	2,0	1,6	0°	8° FWF	6000	10	**226.190.64M**
210	30	2/7/42	64	2,2	1,8	0°	8° FWF	4500	10	**226.210.64M** ●
216	30	2/7/42	64	2,2	1,8	0°	8° FWF	3500	10	**226.216.64M** ●
254	15,87	-	60	2,2	1,8	0°	8° FWF	3000	5	**226.060.10**
254	30	COMBI3	60	2,2	1,8	0°	8° FWF	3000	5	**226.060.10M**
305	25,4	-	80	2,2	1,8	0°	8° FWF	2000	5	**226.080.12**
305	30	COMBI3	80	2,2	1,8	0°	8° FWF	2000	5	**226.080.12M**
355	25,4	-	90	2,2	1,8	0°	8° FWF	2000	5	**226.090.14**
355	30	COMBI3	90	2,2	1,8	0°	8° FWF	2000	5	**226.090.14M**

● Ideal for FESTOOL®

®Brand names mentioned in CMT products are the property of their respective owners (see back cover)

www.dahm.no

new

CMT ORANGE TOOLS®



226 INDUSTRIAL

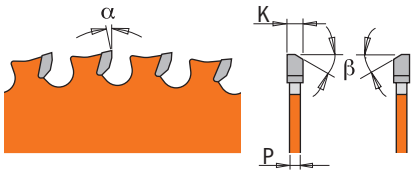

HW

PERFORMANCE

METAL & STEEL

Machines


CIRCULAR SAW


MITRE & CHOP MITRE SAW

Blade diameter compatibility is contingent on machine type.

Materials


CHANNELS/STUDS/ANGLES


PLATES/SHEETS/FLAT BARS


PIPES/TUBES


RODS


EMT CONDUIT

D mm	B mm	PIN HOLE	Z	K mm	P mm	α	β	MAX RPM		ORDER NO.
136	10	-	30	1,5	1,2	0°	8° FWF	6000	10	**226.030.05**
136	20	-	30	1,5	1,2	0°	8° FWF	6000	10	**226.030.05H**
150	20	-	32	1,6	1,2	0°	8° FWF	6000	10	**226.032.06H**
160	20	2/6/32	30	2,0	1,6	0°	8° FWF	6000	10	**226.030.06H** ●
165	15,87	-	36	1,6	1,2	0°	8° FWF	6000	10	**226.036.06**
165	20	2/6/32	36	1,6	1,2	0°	8° FWF	6000	10	**226.036.06H**
165	30	2/7/42	36	1,6	1,2	0°	8° FWF	6000	10	**226.036.06M**
184	15,87	-	48	2,0	1,6	0°	8° FWF	6000	10	**226.048.07**
190	30	2/7/42	40	2,0	1,6	0°	8° FWF	6000	10	**226.040.07M**
203	15,87	-	48	2,2	1,8	0°	8° FWF	4500	10	**226.048.08**
210	30	2/7/42	48	2,2	1,8	0°	8° FWF	4500	10	**226.048.08M** ●
216	30	2/7/42	48	2,2	1,8	0°	8° FWF	3500	10	**226.047.09M** ●
235	30	2/7/42	48	2,2	1,8	0°	8° FWF	3500	10	**226.048.09M**
254	15,87	-	48	2,2	1,8	0°	8° FWF	3000	5	**226.048.10**
305	25,4	-	60	2,2	1,8	0°	8° FWF	2000	5	**226.060.12**
355	25,4	-	72	2,2	1,8	0°	8° FWF	2000	5	**226.072.14**

● **Ideal for FESTOOL®**

®Brand names mentioned in CMT products are the property of their respective owners (see back cover)

www.dahm.no

new

CMT ORANGE TOOLS®



226 INDUSTRIAL

HW LONG LIFE

PERFORMANCE

METAL & STEEL

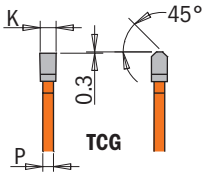



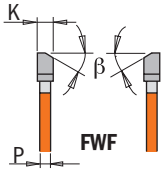

Machines


CIRCULAR SAW


MITRE & CHOP MITRE SAW

Blade diameter compatibility is contingent on machine type.

Materials


CHANNELS/STUDS/ANGLES


PLATES/SHEETS/FLAT BARS


PIPES/TUBES


RODS


EMT CONDUIT

Suggested for Stainless steel of common use, such as 302, 303 and 304.
With higher degrees of hardness, performance is not guaranteed (e.g. 316)

D mm	B mm	PIN HOLE	Z	K mm	P mm	α	β	MAX RPM		ORDER NO.
160	20	2/6/32	40	1,8	1,4	0°	TCG	6000	10	**226.540.06H** ●
184	15,87	-	48	2,0	1,6	0°	TCG	6000	10	**226.548.07**
190	30	2/7/42	48	1,8	1,4	0°	TCG	6000	10	**226.548.07M**
216	30	2/7/42	56	1,8	1,4	0°	TCG	3500	10	**226.556.09M** ●
250	30	COMBI3	72	2,2	1,8	0°	10° FWF	3000	5	**226.572.10M**
254	15,87	-	72	2,2	1,8	0°	10° FWF	3000	5	**226.572.10**
300	30	COMBI3	80	2,2	1,8	0°	10° FWF	2000	5	**226.580.12M**
305	25,4	-	80	2,2	1,8	0°	10° FWF	2000	5	**226.580.12**
355	25,4	-	90	2,2	1,8	0°	10° FWF	2000	5	**226.590.14**
355	30	COMBI3	90	2,2	1,8	0°	10° FWF	2000	5	**226.590.14M**

● Ideal for FESTOOL®

®Brand names mentioned in CMT products are the property of their respective owners (see back cover)

www.dahm.no



223 INDUSTRIAL

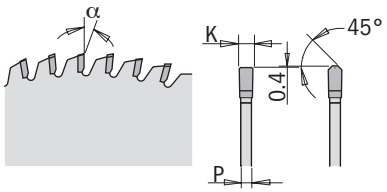

HW

PERFORMANCE

MULTI-MATERIALS

Machines


CIRCULAR SAW


MITRE SAW


SQUARING


TABLE SAW

Blade diameter compatibility is contingent on machine type.

Materials


SOLID SURFACE


THICK PLASTIC

D mm	B mm	PIN HOLE	Z	K mm	P mm	α	β		ORDER NO.
160	20	2/6/32	48	2,2	1,6	0°	MTCG	5	**223.048.06H**
250	30	COMBI3	72	3,2	2,5	0°	MTCG	1	**223.072.10M**
300	30	COMBI3	84	3,2	2,5	0°	MTCG	1	**223.084.12M**

Plastic



222 INDUSTRIAL

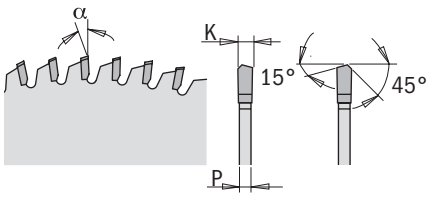

HW

PERFORMANCE

MULTI-MATERIALS

Machines


SLIDE MITRE SAW


SQUARING


TABLE SAW

Blade diameter compatibility is contingent on machine type.

Materials


THIN PLASTIC


PLEXIGLASS®

D mm	B mm	PIN HOLE	Z	K mm	P mm	α	β		ORDER NO.
250	30	COMBI3	80	2,8	2,2	-3° Neg.	MATB	1	**222.080.10M**
300	30	COMBI3	96	2,8	2,2	-3° Neg.	MATB	1	**222.096.12M**

®Brand names mentioned in CMT products are the property of their respective owners (see back cover)

www.dahm.no

new

CMT ORANGE TOOLS®



230.5

CMT designed a new Dado Precision Set with the following features:
- New Setting Points for chippers alignment.
- For flat bottom grooves & virtually splinter-free cuts in solid wood, laminates & melamines, veneer plywood.
- Includes shims (plastic & magnetic) and plastic "lock spacers" set for micro-thin adjustability.
- Orange Shield Coating protect from heat, gumming and corrosion.

HW

NON-STICK ORANGE SHIELD COATING

★★★★★ PERFORMANCE

WOOD

NOT FOR EU

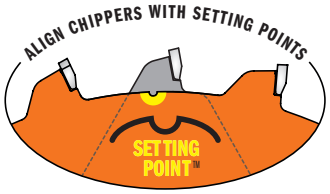

Always use both outside blades. Never use the chippers by themselves, or with only one outside blade. Securely fasten CMT Dado on machine using manufacturer's recommended dado arbor nut.

Materials


WOOD


LAMINATES & MELAMINES


VENEERED PLYWOODS

Machines


RADIAL ARM


TABLE SAW

SET INCLUDES:
- **A** - Left Outside Blade (qty: 1)
- **B** - Right Outside Blade (qty: 1)
- **C** - Chippers 1/8" (qty: 4)
- **D** - Spacers 1/16" (qty: 2)
- **E** - Shims 0.004" (qty: 5)
- **F** - Shim 0.008" (qty: 1)
- **G** - Shim 0.012" (qty: 1)
- **H** - Shim 0.020" (qty: 1)

SPARE PART SET: 299.000.02



A-B


C


D


E-F-G-H

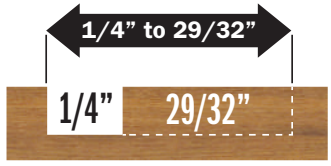

Download instructions sheets from our website

Nominal Widths	1/4"	5/16"	11/32"	3/8"	13/32"	7/16"	15/32"	1/2"	17/32"	9/16"	19/32"	5/8"	21/32"	11/16"	23/32"	3/4"	25/32"	13/16"	27/32"	7/8"	29/32"
Left Blade	●	●	●	●	●	●	●	●	●	●	●	●	●	●	●	●	●	●	●	●	●
Right Blade	●	●	●	●	●	●	●	●	●	●	●	●	●	●	●	●	●	●	●	●	●
Chipper 1/8"	0	0	0	1	1	1	1	2	2	2	3	3	3	3	4	4	4	4	4	4	
Spacer 1/16"	0	1	1	0	0	1	1	0	0	1	1	0	0	1	1	0	0	1	1	2	2
Shim 0.004"	1	1	0	0	1	0	1	0	0	0	0	0	0	0	0	0	1	0	1	0	1
Shim 0.008"	0	0	1	1	0	1	0	1	1	1	1	1	1	1	1	0	1	0	1	0	1
Shim 0.012"	0	0	1	0	1	0	1	0	1	0	1	0	1	0	1	1	1	1	1	1	1
Shim 0.020"	0	0	1	0	1	0	1	0	1	0	1	0	1	0	1	0	1	0	1	0	1

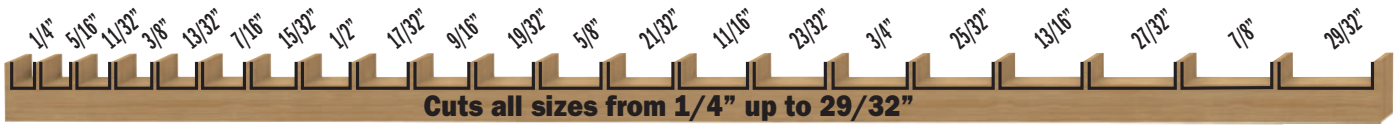


230.520.06

Sturdy reusable carrying case


230.524.08

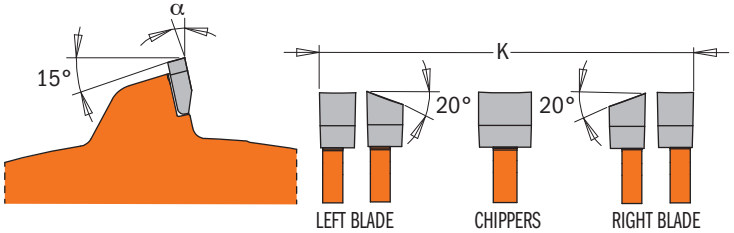

D mm	B mm	Z	α	β		ORDER NO.
152	15,87	20	-12° Neg.	FLAT+ATB	3	230.520.06
203	15,87	24	-12° Neg.	FLAT+ATB	3	230.524.08

new

CMT ORANGE TOOLS®

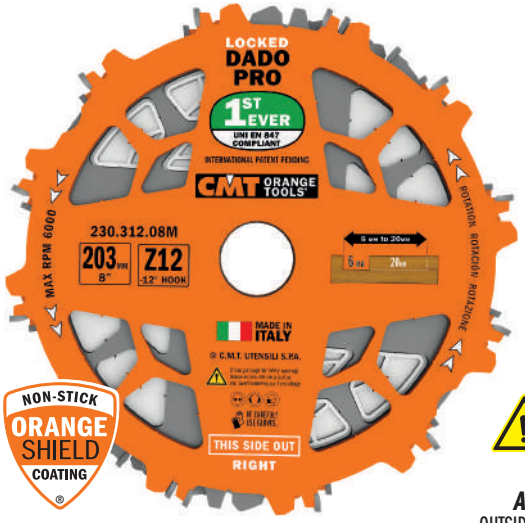

230.312

INTERNATIONAL PATENT PENDING

CMT is proud to introduce a brand new Locked Dado Pro Set unlike any other! This is the very first Dado ever deemed UNI EN847 compliant. This means that while the Dado is rotating, the assembled elements will never come into contact with each other! This is possible thanks to unique blade body design and 'never before seen' special "lock spacers".

FEATURES:

- For flat bottom grooves & virtually splinter-free cuts in solid wood, laminates & melamines, veneer plywood.
- Orange Shield Coating protect from heat, gumming and corrosion.
- Includes shims (plastic & magnetic) and plastic "lock spacers" set for micro-thin adjustability.

HW NON-STICK ORANGE SHIELD COATING

PERFORMANCE

WOOD

1ST EVER UNI EN 847 COMPLIANT

First ever DADO in compliance with EU REGULATIONS

Always use both outside blades. Never use the chippers by themselves, or with only one outside blade. Securely fasten CMT Dado on machine using manufacturer's recommended dado arbor nut.





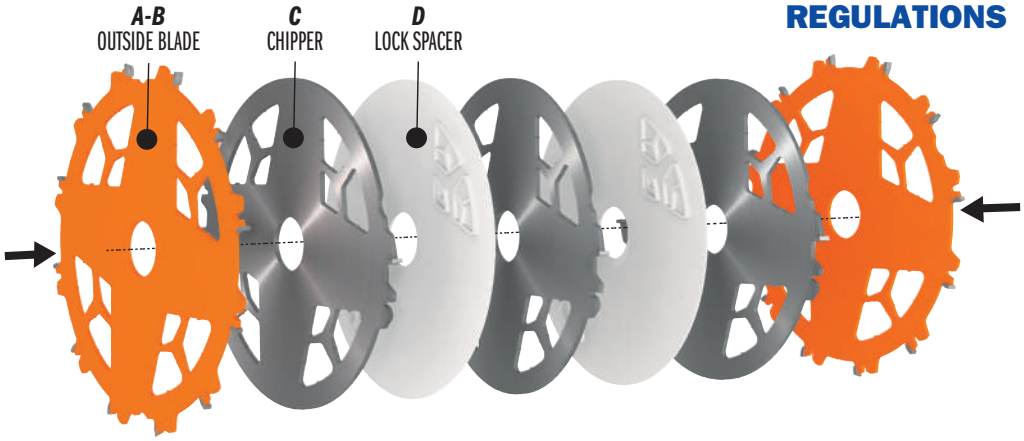

Materials


WOOD


LAMINATES & MELAMINES


VENEERED PLYWOODS

Machines


RADIAL ARM


TABLE SAW

Sturdy reusable carrying case





SET INCLUDES:

A - Left Outside Blade 203mm (qty: 1)
B - Right Outside Blade 203mm (qty: 1)
C - Chippers 3.14mm (qty: 3)
D - Lock Spacers 1.6mm (qty: 3)
E - Shim 0.1mm (qty: 5)
F - Shim 0.2mm (qty: 2)
G - Magnetic Shim 0.3mm (qty: 1)
H - Magnetic Shim 0.5mm (qty: 1)

SPARE PART SET

INSTRUCTIONS ON FRONT & BACK OF INSERT MUST BE USED TOGETHER

Download instructions sheets from our website

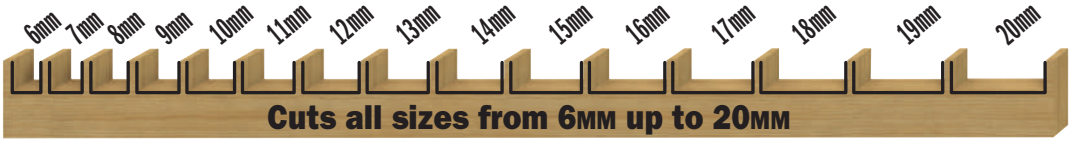

Nominal Widths	6mm	7mm	8mm	9mm	10mm	11mm	12mm	13mm	14mm	15mm	16mm	17mm	18mm	19mm	20mm
Left Blade	•	•	•	•	•	•	•	•	•	•	•	•	•	•	•
Right Blade	•	•	•	•	•	•	•	•	•	•	•	•	•	•	•
Chipper 3.14mm	0	0	0	0	1	1	1	2	2	2	2	3	3	3	3
Lock Spacer 1.6mm	0	0	1	1	0	1	1	0	1	1	2	0	1	2	2
Shim 0.1mm	0	0	0	2	1	0	0	0	1	1	0	4	0	0	2
Shim 0.2mm	0	1	2	2	1	1	2	1	0	1	1	2	1	2	2
Mag. Shim 0.3mm	0	1	0	1	0	0	1	0	0	1	1	1	1	0	1
Mag. Shim 0.5mm	0	1	0	1	1	0	1	1	0	1	0	1	1	0	1

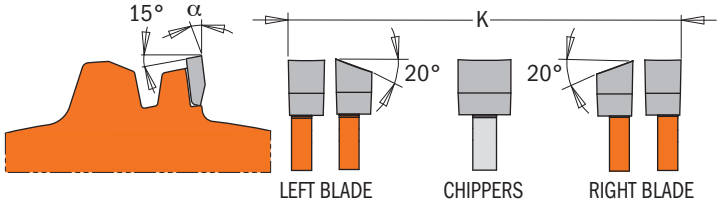

D mm	B mm	Z	α	β		ORDER NO.
203	15,87	12	-12° Neg.	FLAT+ATB	3	230.312.08
203	30	12	-12° Neg.	FLAT+ATB	3	230.312.08M

Spare parts: **299.000.08** Dado Pro Shim Set 230.312.08M
299.000.09 Dado Pro Shim Set 230.312.08



240 INDUSTRIAL

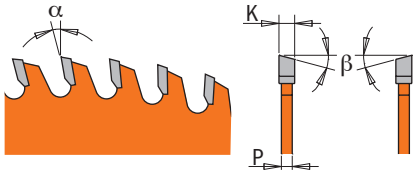

HW

PERFORMANCE

WOOD

Machines


TOUPIE


CHUCK CNC

Blade diameter compatibility is contingent on machine type.

Applications


GROOVING


CROSS

Materials


WOOD


PLYWOOD


MELAMINE

Suitable for these CNC chucks:



183.410.30



183.420.30



D mm	B mm	PIN HOLE	Z	K mm	P mm	α	β		ORDER NO.
150	30	4/6,5 - 12/48 45°	36	3,0	2,2	5°	5°ATB	10	240.150.030M
150	30	4/6,5 - 12/48 45°	36	4,0	3,0	5°	5°ATB	10	240.150.040M
150	30	4/6,5 - 12/48 45°	36	5,0	3,0	5°	5°ATB	10	240.150.050M
150	30	4/6,5 - 12/48 45°	36	6,0	3,0	5°	5°ATB	10	240.150.060M



240 INDUSTRIAL

HW

PERFORMANCE

WOOD

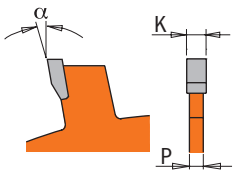



The new design allows **blades stacking** *with different kerf thickness (see examples of stacking).*



Machines


TOUPIE


CHUCK CNC

Blade diameter compatibility is contingent on machine type.

Applications


GROOVING/STACKING


GROOVING

Materials


WOOD


PLYWOOD


MELAMINE

D mm	B mm	PIN HOLE	Z	K mm	P mm	α	β		ORDER NO.
150	30	-	12	2,0	1,4	15°	FLAT	10	240.020.06M
150	35	-	12	2,0	1,4	15°	FLAT	10	240.020.06R
150	30	-	12	3,0	2,0	15°	FLAT	10	240.030.06M
150	35	-	12	3,0	2,0	15°	FLAT	10	240.030.06R
150	30	-	12	4,0	3,0	15°	FLAT	10	240.040.06M
150	35	-	12	4,0	3,0	15°	FLAT	10	240.040.06R
150	30	-	12	5,0	3,0	15°	FLAT	10	240.050.06M
150	35	-	12	5,0	3,0	15°	FLAT	10	240.050.06R
150	30	-	12	6,0	3,0	15°	FLAT	10	240.060.06M
150	35	-	12	6,0	3,0	15°	FLAT	10	240.060.06R
180	30	-	18	3,0	2,0	15°	FLAT	10	240.030.07M
180	35	-	18	3,0	2,0	15°	FLAT	10	240.030.07R
180	30	-	18	4,0	3,0	15°	FLAT	10	240.040.07M
180	35	-	18	4,0	3,0	15°	FLAT	10	240.040.07R
180	30	-	18	5,0	3,0	15°	FLAT	10	240.050.07M
180	35	-	18	5,0	3,0	15°	FLAT	10	240.050.07R
180	30	-	18	6,0	3,0	15°	FLAT	10	240.060.07M
180	35	-	18	6,0	3,0	15°	FLAT	10	240.060.07R

Grooving System



240 XTREME

P-System®

PCD DP HW

PERFORMANCE

WOOD

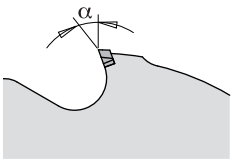

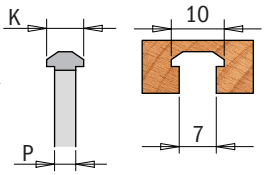

Machines


BISCUIT JOINER


CNC MACHINES

Materials


WOOD


MDF

Applications



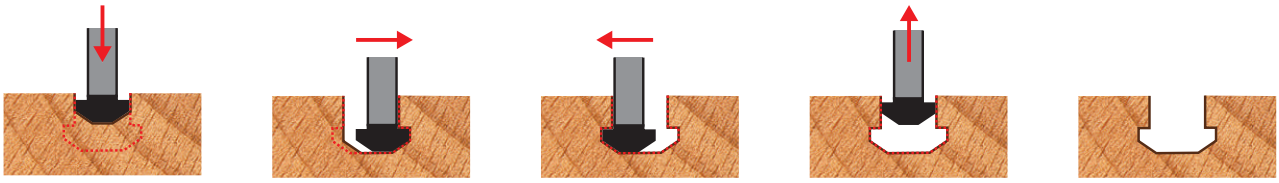

D mm	B mm	TEETH MATERIAL	MACHINE	PIN HOLE	Z	K mm	P mm	α	β	COATING TYPE		ORDER NO.
100,4	22	HW	LAMELLO® ZETA P®	4/4,5 - 9,5/36	6	7	4	20°	TCG	ORANGE SHIELD	10	**240.001.04**
100,4	22	DP	LAMELLO® ZETA P®	4/4,5 - 9,5/36	3	7	4	20°	TCG	NICKEL	10	**240.601.04**
100,4	30	DP	CNC	4/6,6 - 12/48	3	7	4	20°	TCG	NICKEL	10	**240.601.04M**

Biscuit Joiner



240-241 INDUSTRIAL

HW

PERFORMANCE

WOOD

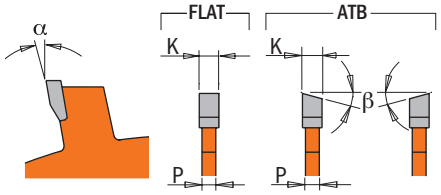

Machines


BISCUIT JOINER

Applications


BISCUIT JOINER

Materials


WOOD


MDF

D mm	B mm	PIN HOLE	Z	K mm	P mm	α	β		ORDER NO.
100	22	4/4,5 - 9,5/36	6	3,96	3,0	18°	10°ATB	10	**240.006.04**
100	22	4/4,5 - 9,5/36	8	3,96	3,0	15°	10°ATB	10	**240.008.04**
100	22	-	8	3,96	3,1-3,8	15°	FLAT	10	**241.008.04** ●

● Ideal for VIRUTEX®

®Brand names mentioned in CMT products are the property of their respective owners (see back cover)
www.dahm.no
www.cmtorangetools.com



240.004.04 XTREME

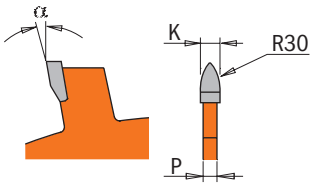

HW

PERFORMANCE

WOOD

Machines



BISCUIT JOINER

Applications



PATCHWORK AND REPAIR

Materials



HARDWOOD



SOFTWOOD

D mm	B mm	MACHINE	Z	K mm	P mm	α	β		ORDER NO.
100	22	LAMELLO®	4	8,0	6,0	18°	R30	10	240.004.04

Clearing grass, bushes, small trees



298 ITK PLUS®

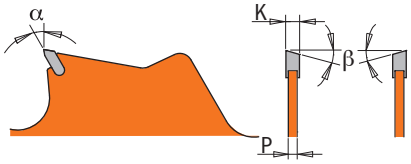

HW

PERFORMANCE

MULTI-MATERIALS



SECURED TOOTH

SECURED TOOTH – MORE RESISTANT TO ACCIDENTAL CONTACT
Teeth are welded deep inside blade body which significantly reduces breakage caused by accidental contact with terrain, rocks or stones, masonry work, metal parts, etc.;
avoid all contact with these elements wherever possible.

HEAVY DUTY PLATE – THIN, LIGHT AND STRONG
Cut from the finest steel. Remarkably thin kerf and specifically designed perforations considerably reduce blade weight thereby reducing tool workload.



SAFETY WARNING
Circular saw blades are suitable for thinning brush and cutting small trees up to a diameter of 5 cm (2 in) in thickness. Do not attempt to cut trees with larger diameters, since the blade may catch or jerk the clearing saw forward. This may cause damage to the blade or loss of control of the power tool and result in serious injury. Use a chain saw for such work. The operator shall ensure, while working, that no persons or animals come within 15 meters (50 feet) of the tool while in operation. Inspect the work area: remove stones, rocks, pieces of metal and other solid objects which could be thrown by the cutting attachment causing damage to objects or injury to those in close proximity. To reduce the risk of blade/teeth breakage, avoid all contact with terrain, rocks or stones, masonry work, metal parts, etc.

Machines



BRUSH CUTTER

Materials



BUSHES & SMALL TREES
(up to a diameter of Ø5 cm)



GRASS



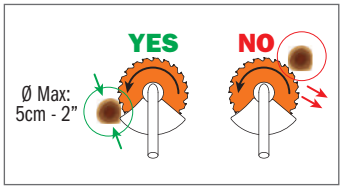

D mm	B mm	RPM max	Z	K mm	P mm	α	β		ORDER NO.
250	25,4 (+20)	12.000	20	2,0	1,4	2°	8° ATB	10	298.250.20
250	25,4 (+20)	12.000	40	2,0	1,4	2°	8° ATB	10	298.250.40

new

®Brand names mentioned in CMT products are the property of their respective owners (see back cover)

www.dahm.no

Calibration & Sanding Disks



299.11

If you're looking for fast and easy saw alignment and balancing, the cut calibration and sanding disk is for you. First, mount your calibration and sanding disk in your table saw and line it up with a square for accuracy. Then, remove the calibration and sanding disk and mount your saw blade for true precise cuts. You can also use the calibration and sanding disk as a sander by simply attaching self-stick sandpaper and installing the disk in your table saw.

D mm	B mm	P mm		ORDER NO.
200	30	2,8	10	**299.111.00M**
250	30	2,8	10	**299.112.00M**

Saw Blades Stabilizers



299.10

The CMT blade stabilizer virtually eliminates rim vibration to make cleaner, straighter cuts and extend the life of your CMT saw blade. It also helps lessen noise caused by vibration during cutting.

DESCRIPTION	D mm	B mm	P mm		ORDER NO.
Stabilizer (2 pcs.) for Ø200mm	75	30	3,0	5	**299.101.00M**
Stabilizer (2 pcs.) for Ø250mm	125	30	3,0	5	**299.102.00M**
Stabilizer (2 pcs.) for Ø300mm	152	30	3,0	5	**299.103.00M**

NOTE: **for use on stationary saws only. Each order includes 2 stabilizers.**

Reduction Rings for Saw Blades

299

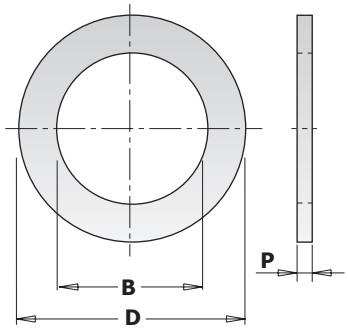

D mm	B mm	P mm		ORDER NO.	D mm	B mm	P mm		ORDER NO.
15,87	10	1,2	10	**299.218.00**	30	15,87	2,0	10	**299.303.00**
15,87	12,7	1,2	10	**299.217.00**	30	16	1,2	10	**299.451.00**
20	12,7	1,2	10	**299.221.00**	30	16	1,4	10	**299.223.00**
20	12,7	1,6	10	**299.401.00**	30	16	2,0	10	**299.226.00**
20	13	1,6	10	**299.402.00**	30	18	1,4	10	**299.232.00**
20	15	1,6	10	**299.403.00**	30	19,05	1,4	10	**299.241.00**
20	15,87	1,4	10	**299.243.00**	30	19,05	2,0	10	**299.305.00**
20	16	1,0	10	**299.351.00**	30	20	1,2	10	**299.452.00**
20	16	1,2	10	**299.222.00**	30	20	1,4	10	**299.224.00**
20	16	1,6	10	**299.404.00**	30	20	2,0	10	**299.227.00**
20	18	1,4	10	**299.236.00**	30	22	1,4	10	**299.231.00**
22,2	15	1,4	10	**299.237.00**	30	25	1,2	10	**299.453.00**
22,2	16	1,4	10	**299.242.00**	30	25	1,4	10	**299.225.00**
22,2	20	1,4	10	**299.238.00**	30	25	2,0	10	**299.228.00**
25	16	2,0	10	**299.301.00**	30	25,4	1,6	10	**299.405.00**
25	20	2,0	10	**299.302.00**	30	25,4	2,0	10	**299.212.00**
25,4	15,87	1,4	10	**299.216.00**	32	20	2,0	10	**299.309.00**
25,4	19,05	1,4	10	**299.213.00**	32	30	2,0	10	**299.229.00**
25,4	20	1,4	10	**299.214.00**	35	20	2,0	10	**299.311.00**
25,4	20	2,3	10	**299.220.00**	35	25	2,0	10	**299.312.00**
25,4	22	1,4	10	**299.215.00**	35	25,4	2,0	10	**299.313.00**
25,4	22,2	1,4	10	**299.239.00**	35	30	2,0	10	**299.230.00**
25,4	22,2	2,3	10	**299.219.00**	35	32	2,0	10	**299.233.00**
30	15	1,4	10	**299.240.00**	40	30	2,0	10	**299.316.00**
30	15,87	1,4	10	**299.211.00**					

D mm	B mm	MATERIALS/APPLICATION	Z	K mm	P mm	α	β	ORDER NO.	PAGE
50	10	WOOD	20	1,1	0,8	15°	10° ATB	273.050.20D	31
70	20	WOOD	8+8	2,8-3,6		12°	FLAT	289.070.16H	44
80	10	WOOD	36	1,6	1,0	15°	10° ATB	273.080.36D	31
80	20	WOOD	12	3,1-3,6	2,2	10°	CO+FLAT	S288.080.12H	45
80	20	WOOD	10+10	2,8-3,6		12°	FLAT	289.080.20H	44
85	15	MULTI-MATERIALS	6	1,8	1,4	12°	TCG	236.085.06G	10
85	15	WOOD	24	1,1	0,7	12°	5° ATB	K02403	12
100	20	WOOD	20	3,1-4,0	2,2	5°	CO+5° ATB	288.100.20H	45
100	20	WOOD	10+10	2,8-3,6		12°	FLAT	289.100.20H	44
100	22	WOOD	4	8	6	18°	R30	240.004.04	63
100	22	WOOD	6	3,96	3	18°	10°ATB	240.006.04	63
100	22	WOOD	8	3,96	3	15°	10°ATB	240.008.04	63
100	22	WOOD	8	3,96	3,1-3,8	15°	FLAT	241.008.04	63
100	22	WOOD	20	3,1-4,0	2,2	5°	CO+5° ATB	288.100.20K	45
100	22	WOOD	10+10	2,8-3,6		12°	FLAT	289.100.20K	44
100,4	22	WOOD	3	7	4	20°	TCG	240.601.04	62
100,4	22	WOOD	6	7	4	20°	TCG	240.001.04	62
100,4	30	WOOD	3	7	4	20°	TCG	240.601.04M	62
115	9,5	WOOD	24	1,5	1,0	20°	10° ATB + 8° Shear	272.115.24	27
120	20	WOOD	18	1,8	1,2	15°	15° ATB	291.120.18H	22
120	20	WOOD	20	3,1-3,7	2,2	5°	CONICAL	238.120.20H	46
120	20	WOOD	24	3,1-4,0	2,2	5°	CO+5° ATB	288.120.24H	45
120	20	WOOD	24	3,4-4,2	2,5	5°	CO+5° ATB	288.120.24H1	45
120	20	NON-FERROUS	36	1,8	1,2	-6° Neg.	TCG	296.120.36H	50
120	20	WOOD	40	1,8	1,2	10°	15° ATB	292.120.40H	26
120	20	WOOD	12+12	2,8-3,6		12°	FLAT	289.120.24H	44
120	22	WOOD	24	3,1-4,0	2,2	5°	CO+5° ATB	288.120.24K	45
120	22	WOOD	12+12	2,8-3,6		12°	FLAT	289.120.24K	44
120	50	WOOD	12+12	2,8-3,6		12°	FLAT	289.120.24T	44
125	20	WOOD	20	2,4	1,4	15°	15° ATB	291.125.20H	22
125	20	WOOD	20	3,1-3,7	2,2	5°	CONICAL	238.125.20H	46
125	20	WOOD	24	3,1-4,0	2,2	5°	CO+5° ATB	288.125.24H	45
125	20	WOOD	24	3,4-4,2	2,5	5°	CO+5° ATB	288.125.24H1	45
125	20	WOOD	24	4,3-5,5	3,2	10°	CO+FLAT	288.125.24H2	45
125	20	WOOD	36	2,4	1,4	15°	15° ATB	292.125.36H	26
125	20	WOOD	12+12	2,8-3,6		12°	FLAT	289.125.24H	44
125	22	WOOD	24	3,1-4,0	2,2	5°	CO+5° ATB	288.125.24K	45
125	22	WOOD	12+12	2,8-3,6		12°	FLAT	289.125.24K	44
125	22,2	MULTI-MATERIALS	7	2	1,4	5°	TCG	236.125.07	10
125	45	WOOD	24	4,3-5,5	3,2	10°	CO+FLAT	288.125.24Q	45
130	20	WOOD	20	2,4	1,4	15°	15° ATB	291.130.20H	22
130	20	WOOD	36	2,4	1,4	15°	15° ATB	292.130.36H	26
136	10	METAL & STEEL	30	1,5	1,2	0°	8° FWF	226.030.05	55
136	20	WOOD	18	1,5	1	15°	15° ATB	K13618H-X10	12
136	20	METAL & STEEL	30	1,5	1,2	0°	8° FWF	226.030.05H	55
136	20 (+10)	WOOD	18	1,5	1,0	20°	10° ATB + 8° Shear	271.136.18H	23
136	20 (+10)	WOOD	36	1,5	1,0	18°	10° ATB + 8° Shear	272.136.36H	27
136	20 (+10)	METAL & STEEL	56	1,5	1,2	0°	8° FWF	226.136.56H	54
140	16	WOOD	24	3,1-4,0	2,2	10°	CO+FLAT	Y288.140.24E	45
140	20	WOOD	20	2,4	1,4	15°	15° ATB	291.140.20H	22
140	20	WOOD	24	1,8	1,2	15°	15° ATB + 8° Shear	271.140.24H	23
140	20	WOOD	36	2,4	1,4	15°	15° ATB	292.140.36H	26
140	20	WOOD	42	1,8	1,2	5°	15° ATB + 8° Shear	272.140.42H	27
140	20	NON-FERROUS	48	1,8	1,2	-6° Neg.	TCG	276.140.48H	51
150	16	WOOD	24	2,4	1,4	15°	15° ATB	291.150.24E	22
150	20	WOOD	12	2,4	1,4	20°	10° ATB	290.150.12H	18
150	20	METAL & STEEL	32	1,6	1,2	0°	8° FWF	226.032.06H	55
150	20	WOOD	40	2,4	1,4	15°	15° ATB	292.150.40H	26
150	20	METAL & STEEL	60	1,6	1,2	0°	8° FWF	226.150.60H	54
150	30	WOOD	12	2	1,4	15°	FLAT	240.020.06M	61

D mm	B mm	MATERIALS/APPLICATION	Z	K mm	P mm	α	β	ORDER NO.	PAGE
150	30	WOOD	12	3	2	15°	FLAT	240.030.06M	61
150	30	WOOD	36	3	2,2	5°	5°ATB	240.150.030M	60
150	30	WOOD	36	4	3	5°	5°ATB	240.150.040M	60
150	30	WOOD	36	5	3	5°	5°ATB	240.150.050M	60
150	30	WOOD	36	6	3	5°	5°ATB	240.150.060M	60
150	30	WOOD	48	3,2	2,2	5°	15° ATB	285.048.06M	26
150	30	WOOD	12	4	3	15°	FLAT	240.040.06M	61
150	30	WOOD	12	5	3	15°	FLAT	240.050.06M	61
150	30	WOOD	12	6	3	15°	FLAT	240.060.06M	61
150	35	WOOD	12	2	1,4	15°	FLAT	240.020.06R	61
150	35	WOOD	12	3	2	15°	FLAT	240.030.06R	61
150	35	WOOD	12	4	3	15°	FLAT	240.040.06R	61
150	35	WOOD	12	5	3	15°	FLAT	240.050.06R	61
150	35	WOOD	12	6	3	15°	FLAT	240.060.06R	61
150	20 (+16)	WOOD	24	1,5	1	18°	10° ATB + 8° Shear	271.150.24H	23
150	20 (+16)	WOOD	24	2,4	1,4	15°	15° ATB	291.150.24H	22
150	20 (+16)	WOOD	40	1,5	1	16°	10° ATB + 8° Shear	272.150.40H	27
152	15,87	WOOD	20			-12° Neg.	FLAT+ATB	230.520.06	58
160	16	WOOD	12	2,2	1,6	20°	10° ATB	290.160.12E	18
160	20	MULTI-MATERIALS	4	2,4	1,8	12°	TCG	236.160.04H	10
160	20	MULTI-MATERIALS	10	2,4	1,8	5°	TCG	236.160.10H	10
160	20	MULTI-MATERIALS	20	2,2	1,6	10°	HR	235.160.20H	47
160	20	WOOD	24	2,2	1,4	15°	15° ATB	K16024H-X10	12
160	20	WOOD	24	2,2	1,6	15°	15° ATB	291.160.24H	22
160	20	NON-FERROUS	24	2,2	1,6	5°	TCG	284.160.24H	48
160	20	WOOD	28	2,2	1,6	15°	10° ATB	285.160.28H	22
160	20	METAL & STEEL	30	2	1,6	0°	8° FWF	226.030.06H	55
160	20	WOOD	34	2,6	1,8	10°	HDF	287.034.06H	37
160	20	WOOD	40	2,2	1,4	10°	15° ATB	K16040H-X10	12
160	20	WOOD	40	2,2	1,6	10°	15° ATB	292.160.40H	26
160	20	NON-FERROUS	40	2,2	1,6	-6° Neg.	TCG	296.160.40H	50
160	20	WOOD	48	2,2	1,6	5°	15° ATB	285.160.48H	26
160	20	WOOD	48	2,2	1,6	5°	12° ATB	285.760.48H	28
160	20	WOOD	48	2,2	1,6	4°	TCG	281.760.48H	39
160	20	WOOD	48	2,2	1,6	5°	TCG	281.160.48H	42
160	20	MULTI-MATERIALS	48	2,2	1,6	0°	MTCG	223.048.06H	57
160	20	NON-FERROUS	52	2,2	1,8	-5° Neg.	TCG	296.760.52H	49
160	20	WOOD	56	2,2	1,6	15°	15° ATB	292.160.56H	30
160	20	WOOD	56	2,2	1,6	-3° Neg.	TCG	281.161.56H	42
160	20	NON-FERROUS	56	2,2	1,6	-6° Neg.	TCG	296.160.56H	50
160	30	WOOD	40	2,2	1,6	10°	15° ATB	292.160.40M	26
160	45	WOOD	36	4,3-5,5	3,2	10°	CO+FLAT	288.160.36Q	45
160	55	WOOD	36	4,3-5,5	3,2	10°	CO+FLAT	288.160.360	45
160	20	METAL & STEEL	40	1,8	1,4	0°	TCG	226.540.06H	56
160	20 (+16)	METAL & STEEL	60	2	1,6	0°	8° FWF	226.160.60H	54
160	20 (+16)	WOOD	12	2,2	1,6	20°	10° ATB	290.160.12H	18
160	20 (+16)	WOOD	24	1,8	1,2	18°	10° ATB + 8° Shear	271.160.24H	23
160	20 (+16)	WOOD	40	1,8	1,2	16°	10° ATB + 8° Shear	272.160.40H	27
160	20 (+16)	NON-FERROUS	48	1,8	1,2	-6° Neg.	TCG	276.160.48H	51
160	20 (+16)	WOOD	56	1,8	1,2	12°	10° ATB + 8° Shear	273.160.56H	31
160	20 (VIRUTEX®)	WOOD	40	2,2	1,6	10°	TCG	281.160.40H	42
160	30(+16)	WOOD	24	2,2	1,6	15°	15° ATB	291.160.24M	22
165	20	WOOD	24	1,7	1,1	15°	15° ATB	K16524H-X10	12
165	20	WOOD	24	2,2	1,6	15°	15° ATB	291.165.24H	22
165	20	METAL & STEEL	36	1,6	1,2	0°	8° FWF	226.036.06H	55
165	20	WOOD	40	2,2	1,6	10°	15° ATB	292.165.40H	26
165	20	NON-FERROUS	40	2,2	1,6	-6° Neg.	TCG	296.165.40H	50
165	20	WOOD	56	2,2	1,6	15°	15° ATB	292.165.56H	30
165	20	WOOD	56	2,2	1,6	-3° Neg.	TCG	281.166.56H	42
165	20	NON-FERROUS	56	2,2	1,6	-6° Neg.	TCG	296.165.56H	50

®Brand names mentioned in CMT products are the property of their respective owners (see back cover)

www.dahm.no

D mm	B mm	MATERIALS/APPLICATION	Z	K mm	P mm	α	β	ORDER NO.	PAGE
165	20	METAL & STEEL	60	1,6	1,2	0°	8° FWF	226.165.60H	54
165	30	WOOD	24	1,7	1,1	18°	10° ATB + 8° Shear	271.165.24M	23
165	30	WOOD	24	2,6	1,6	15°	15° ATB	291.165.24M	22
165	30	METAL & STEEL	36	1,6	1,2	0°	8° FWF	226.036.06M	55
165	30	WOOD	40	2,6	1,6	10°	15° ATB	292.165.40M	26
165	15,87	METAL & STEEL	36	1,6	1,2	0°	8° FWF	226.036.06	55
165	20 (+15,87)	MULTI-MATERIALS	4	1,8	1,4	12°	TCG	236.165.04H	10
165	20 (+15,87)	MULTI-MATERIALS	10	1,8	1,4	5°	TCG	236.165.10H	10
165	20 (+15,87)	WOOD	24	1,7	1,1	18°	10° ATB + 8° Shear	271.165.24H	23
165	20 (+15,87)	WOOD	36	1,7	1,1	20°	10° ATB + 8° Shear	272.165.36H	27
165	20 (+15,87)	WOOD	56	1,6	1	12°	15° ATB + 8° Shear	273.165.56H	31
165	20 (+15,87)	NON-FERROUS	56	1,8	1,2	-6° Neg.	TCG	276.165.56H	51
170	30	WOOD	24	2,6	1,6	20°	10° ATB	291.170.24M	22
170	30	WOOD	40	2,6	1,6	15°	15° ATB	292.170.40M	26
180	20	MULTI-MATERIALS	4	2,4	1,8	12°	TCG	236.180.04H	10
180	20	WOOD	24	2,6	1,6	20°	10° ATB	291.180.24H	22
180	20	WOOD	36	4,3-5,5	3,2	10°	CO+FLAT	Y288.180.36H	45
180	20	WOOD	40	2,6	1,6	15°	15° ATB	292.180.40H	26
180	20	NON-FERROUS	40	2,8	2,2	-6° Neg.	TCG	296.180.40H	50
180	30	WOOD	12	2,6	1,6	20°	10° ATB	290.180.12M	18
180	30	WOOD	24	2,6	1,6	20°	10° ATB	291.180.24M	22
180	30	WOOD	36	4,5-5,5	3,2	10°	CO+FLAT	288.180.36M	45
180	30	WOOD	40	2,6	1,6	15°	15° ATB	292.180.40M	26
180	30	WOOD	56	3,2	2,2	5°	15° ATB	285.056.07M	26
180	30	WOOD	18	3	2	15°	FLAT	240.030.07M	61
180	30	WOOD	18	4	3	15°	FLAT	240.040.07M	61
180	30	WOOD	18	5	3	15°	FLAT	240.050.07M	61
180	30	WOOD	18	6	3	15°	FLAT	240.060.07M	61
180	35	WOOD	18	3	2	15°	FLAT	240.030.07R	61
180	35	WOOD	18	4	3	15°	FLAT	240.040.07R	61
180	35	WOOD	18	5	3	15°	FLAT	240.050.07R	61
180	35	WOOD	18	6	3	15°	FLAT	240.060.07R	61
180	40	WOOD	21+3	2,5	1,8	30	FLAT	280.021.07S	14
180	45	WOOD	36	4,3-5,5	3,2	8°	CO+5° ATB	288.180.36Q2	45
180	45	WOOD	36	4,7-6,0	3,5	10°	CO+FLAT	288.180.36Q	45
180	50	WOOD	44	4,3-5,5	3,2	10°	CO+FLAT	288.180.44T	45
180	55	WOOD	36	5,0-6,2	3,5	10°	CO+FLAT	288.180.360	45
184	15,87	METAL & STEEL	48	2	1,6	0°	8° FWF	226.048.07	55
184	16	WOOD	24	2,6	1,6	20°	10° ATB	291.184.24E	22
184	16	WOOD	40	2,6	1,6	15°	15° ATB	292.184.40E	26
184	30	WOOD	24	1,7	1,1	20°	10° ATB + 8° Shear	271.184.24M	23
184	30	WOOD	24	2,6	1,6	20°	10° ATB	291.184.24M	22
184	30	WOOD	40	1,7	1,1	18°	10° ATB + 8° Shear	272.184.40M	27
184	30	WOOD	40	2,6	1,6	15°	15° ATB	292.184.40M	26
184	15,87	METAL & STEEL	48	2	1,6	0°	TCG	226.548.07	56
184	20 (+16+15,87)	WOOD	24	1,7	1,1	20°	10° ATB + 8° Shear	271.184.24H	23
184	20 (+16+15,87)	WOOD	40	1,7	1,1	18°	10° ATB + 8° Shear	272.184.40H	27
184	20 (+16+15,87)	NON-FERROUS	48	1,8	1,2	-6° Neg.	TCG	276.184.48H	51
184	30 (+16+20)	METAL & STEEL	64	2	1,6	0°	8° FWF	226.184.64M	54
190	16	WOOD	12	2,6	1,6	20°	10° ATB	290.190.12E	18
190	16	WOOD	24	2,6	1,6	20°	10° ATB	291.190.24E	22
190	20	WOOD	12	2,6	1,6	20°	10° ATB	290.190.12H	18
190	20	WOOD	24	2,6	1,6	20°	10° ATB	291.190.24H	22
190	30	MULTI-MATERIALS	4	2,4	1,8	12°	TCG	236.190.04M	10
190	30	MULTI-MATERIALS	12	2,4	1,8	12°	TCG	236.190.12M	10
190	30	WOOD	24	2,2	1,4	20°	10° ATB	K19024M-X10	12
190	30	MULTI-MATERIALS	24	2,5	2	10°	HR	235.190.24M	47
190	30	WOOD	24	2,6	1,6	20°	10° ATB	291.190.24M	22
190	30	NON-FERROUS	30	2,6	2,2	5°	TCG	284.190.30M	48
190	30	METAL & STEEL	40	2	1,6	0°	8° FWF	226.040.07M	55

D mm	B mm	MATERIALS/APPLICATION	Z	K mm	P mm	α	β	ORDER NO.	PAGE
190	30	WOOD	40	2,6	1,6	15°	15° ATB	292.190.40M	26
190	30	NON-FERROUS	40	2,8	2,2	-6° Neg.	TCG	296.190.40M	50
190	30	WOOD	64	2,6	1,6	15°	15° ATB	292.190.64M	30
190	30	NON-FERROUS	64	2,8	2,2	-6° Neg.	TCG	296.190.64M	50
190	30	METAL & STEEL	48	1,8	1,4	0°	TCG	226.548.07M	56
190	30 (+20)	METAL & STEEL	64	2	1,6	0°	8° FWF	226.190.64M	54
190	20 (+16)	WOOD	40	2,6	1,6	15°	15° ATB	292.190.40H	26
190	20 (FESTOOL® FF)	WOOD	32	2,6	1,8	10°	10° ATB	291.190.32FF	22
190	20 (FESTOOL® FF)	WOOD	48	2,4	1,8	10°	15° ATB	292.190.48FF	26
190	20 (FESTOOL® FF)	WOOD	48	2,4	1,8	8°	15° ATB	285.790.48FF	28
190	20 (FESTOOL® FF)	WOOD	54	2,6	1,8	4°	TCG	281.790.54FF	39
190	20 (FESTOOL® FF)	WOOD	54	2,6	1,8	4°	TCG	281.190.54FF	41
190	20 (FESTOOL® FF)	NON-FERROUS	64	2,8	2,2	-6° Neg.	TCG	296.190.64FF	50
190	30 (+20+16)	WOOD	12	2,6	1,6	20°	10° ATB	290.190.12M	18
190	30 (+20+16)	WOOD	24	1,7	1,1	20°	10° ATB + 8° Shear	271.190.24M	23
190	30 (+20+16)	WOOD	42	1,7	1,1	18°	10° ATB + 8° Shear	272.190.42M	27
190	30 (+20+16)	WOOD	64	1,7	1,1	15°	10° ATB + 8° Shear	273.190.64M	31
190	30 (+20+16)	NON-FERROUS	64	1,8	1,2	-6° Neg.	TCG	276.190.64M	51
200	20	WOOD	36	4,4-5,3	3,2	10°	CO+FLAT	288.200.36H	45
200	30	WOOD	24	2,8	1,8	20°	10° ATB	290.200.24M	18
200	30	WOOD	36	1,8	1,2	15°	10° ATB + 8° Shear	271.200.36M	23
200	30	WOOD	36	2,8	1,8	15°	15° ATB	291.200.36M	22
200	30	WOOD	36	3,2	2,2	15°	10° ATB	285.036.08M	22
200	30	WOOD	48	1,8	1,2	15°	10° ATB + 8° Shear	272.200.48M	27
200	30	WOOD	48	2,8	1,8	15°	15° ATB	292.200.48M	26
200	30	NON-FERROUS	48	2,8	2,2	-6° Neg.	TCG	296.200.48M	50
200	30	WOOD	48	3,2	2,2	15°	15° ATB	285.048.08M	26
200	30	WOOD	64	3,2	2,2	5°	15° ATB	285.064.08M	30
200	30	WOOD	64	3,2	2,2	10°	TCG	281.064.08M	42
200	32	METAL & STEEL	0	1,8			Not Sharpened	227.200P	53
200	32	METAL & STEEL	160	1,8			BW	227.200.160P	53
200	40	WOOD	21+3	2,5	1,8	35	FLAT	280.021.08S	14
200	45	WOOD	36	4,3-5,5	3,2	10°	CO+FLAT	Y288.200.36Q2	45
200	45	WOOD	36	4,7-6,0	3,5	10°	CO+FLAT	288.200.36Q	45
200	65	WOOD	36	4,4-5,3	3,2	10°	CO+FLAT	288.200.36J	45
203	15,87	WOOD	12			-12° Neg.	FLAT+ATB	230.312.08	59
203	15,87	WOOD	24			-12° Neg.	FLAT+ATB	230.524.08	58
203	15,87	METAL & STEEL	48	2,2	1,8	0°	8° FWF	226.048.08	55
203	30	WOOD	12			-12° Neg.	FLAT+ATB	230.312.08M	59
210	25	WOOD	36	2,8	1,8	15°	15° ATB	291.210.36L	22
210	25	WOOD	48	2,8	1,8	15°	15° ATB	292.210.48L	26
210	30	MULTI-MATERIALS	12	2,4	1,8	12°	TCG	236.210.12M	10
210	30	WOOD	24	2,8	1,8	20°	10° ATB	290.210.24M	18
210	30	WOOD	36	2,8	1,8	15°	15° ATB	291.210.36M	22
210	30	METAL & STEEL	48	2,2	1,8	0°	8° FWF	226.048.08M	55
210	30	WOOD	48	2,8	1,8	15°	15° ATB	292.210.48M	26
210	30	NON-FERROUS	48	2,8	2,2	-6° Neg.	TCG	296.210.48M	50
210	30	WOOD	64	2,8	1,8	15°	15° ATB	292.210.64M	30
210	30	NON-FERROUS	64	2,8	2,2	-6° Neg.	TCG	296.210.64M	50
210	30	METAL & STEEL	64	2,2	1,8	0°	8° FWF	226.210.64M	54
210	30 (+25)	WOOD	24	1,8	1,2	20°	10° ATB + 8° Shear	271.210.24M	23
210	30 (+25)	WOOD	36	1,8	1,2	15°	10° ATB + 8° Shear	271.210.36M	23
210	30 (+25)	WOOD	48	1,8	1,2	15°	10° ATB + 8° Shear	272.210.48M	27
210	30 (+25)	NON-FERROUS	64	1,8	1,2	-6° Neg.	TCG	276.210.64M	51
215	50	WOOD	42	4,3-5,5	3,2	8°	CO+FLAT	288.215.42T	45
216	30	MULTI-MATERIALS	14	2,4	1,8	12°	TCG	236.216.14M	10
216	30	WOOD	24	2,4	1,6	-5° Neg.	15° ATB	K21624M-X10	12
216	30	WOOD	24	2,8	1,8	-5° Neg.	15° ATB	290.216.24M	18
216	30	MULTI-MATERIALS	30	2,5	2	10°	HR	235.216.30M	47
216	30	WOOD	36	1,8	1,2	-5° Neg.	10° ATB + 8° Shear	271.216.36M	23

®Brand names mentioned in CMT products are the property of their respective owners (see back cover)

www.dahm.no

D mm	B mm	MATERIALS/APPLICATION	Z	K mm	P mm	α	β	ORDER NO.	PAGE
216	30	NON-FERROUS	40	2,6	2,2	5°	TCG	284.216.40M	48
216	30	WOOD	48	1,8	1,2	-5° Neg.	10° ATB + 8° Shear	272.216.48M	27
216	30	METAL & STEEL	48	2,2	1,8	0°	8° FWF	226.047.09M	55
216	30	WOOD	48	2,3	1,6	-5° Neg.	15° ATB	285.816.48M	24
216	30	WOOD	48	2,4	1,6	-5° Neg.	15° ATB	K21648M-X10	12
216	30	WOOD	48	2,8	1,8	-5° Neg.	15° ATB	291.216.48M	22
216	30	WOOD	60	2,3	1,6	-5° Neg.	15° ATB	285.816.60M	28
216	30	WOOD	64	1,8	1,2	-5° Neg.	10° ATB + 8° Shear	273.216.64M	31
216	30	NON-FERROUS	64	2,2	1,6	-6° Neg.	TCG	276.216.64M	51
216	30	NON-FERROUS	64	2,3	1,6	0°	TCG	297.816.64M	49
216	30	WOOD	64	2,8	1,8	-5° Neg.	15° ATB	292.216.64M	26
216	30	NON-FERROUS	64	2,8	2,2	-6° Neg.	TCG	297.064.09M	50
216	30	WOOD	80	2,8	1,8	-5° Neg.	15° ATB	292.216.80M	30
216	30	NON-FERROUS	80	2,8	2,2	-6° Neg.	TCG	297.080.09M	50
216	30	METAL & STEEL	56	1,8	1,4	0°	TCG	226.556.09M	56
216	30	METAL & STEEL	64	2,2	1,8	0°	8° FWF	226.216.64M	54
220	30	WOOD	24	2,8	1,8	20°	10° ATB	290.220.24M	18
220	30	WOOD	36	2,8	1,8	15°	15° ATB	291.220.36M	22
220	30	WOOD	42	3,2	2,2	-6° Neg.	HDF	287.043.09M	36
220	30	WOOD	42	3,2	2,2	10°	HDF	287.042.09M	37
220	30	WOOD	48	2,8	1,8	15°	15° ATB	292.220.48M	26
220	30	WOOD	63	3,2	2,2	-3° Neg.	FFT	281.063.09M	38
220	30	WOOD	64	3,2	2,2	-5° Neg.	40° Hi-ATB	283.064.09M	33
220	30	WOOD	64	3,2	2,2	10°	TCG	281.064.09M	42
225	30	WOOD	36	2,8	1,8	20°	15° ATB	291.225.36M	22
225	30	WOOD	48	2,8	1,8	10°	15° ATB	292.225.48M	26
225	30	WOOD	64	2,6	1,8	4°	TCG	281.225.64M	42
225	30	NON-FERROUS	64	2,8	2,2	-6° Neg.	TCG	296.225.64M	50
225	32	METAL & STEEL	0	1,9			Not Sharpened	227.225P	53
225	32	METAL & STEEL	180	1,9			BW	227.225.180P	53
230	30	MULTI-MATERIALS	4	2,4	1,8	12°	TCG	236.230.04M	10
230	30	WOOD	24	2,8	1,8	20°	10° ATB	290.230.24M	18
230	30	WOOD	36	2,8	1,8	15°	15° ATB	291.230.36M	22
230	30	WOOD	48	2,8	1,8	15°	15° ATB	292.230.48M	26
230	30	NON-FERROUS	48	2,8	2,2	-6° Neg.	TCG	296.230.48M	50
230	30	WOOD	64	2,8	1,8	15°	15° ATB	292.230.64M	30
235	25	WOOD	24	2,8	1,8	20°	10° ATB	290.235.24L	18
235	25	WOOD	36	1,7	1,2	20°	1 FLAT+2/15° ATB	271.235.36L	23
235	25	WOOD	36	2,8	1,8	15°	15° ATB	291.235.36L	22
235	25	WOOD	48	2,8	1,8	15°	15° ATB	292.235.48L	26
235	30	WOOD	36	2,8	1,8	15°	15° ATB	291.235.36M	22
235	30	METAL & STEEL	48	2,2	1,8	0°	8° FWF	226.048.09M	55
235	30	WOOD	48	2,8	1,8	15°	15° ATB	292.235.48M	26
235	30	NON-FERROUS	48	2,8	2,2	-6° Neg.	TCG	296.235.48M	50
235	30 (+25)	WOOD	24	2,8	1,8	20°	10° ATB	290.235.24M	18
235	30 (+25)	WOOD	36	2,4	1,6	18°	10° ATB + 8° Shear	271.235.36M	23
235	30 (+25)	WOOD	48	2,4	1,6	18°	10° ATB + 8° Shear	272.235.48M	27
240	30	WOOD	24	2,8	1,8	20°	10° ATB	290.240.24M	18
240	30	WOOD	36	2,8	1,8	15°	15° ATB	291.240.36M	22
240	30	WOOD	48	2,8	1,8	15°	15° ATB	292.240.48M	26
250	20	WOOD	40	3,2	2,2	15°	10° ATB	285.040.10H	21
250	30	MULTI-MATERIALS	16	2,4	1,8	12°	TCG	236.250.16M	10
250	30	WOOD	16	2,8	1,8	15°	5° ATB	286.016.10M	11
250	30	WOOD	24	2,4	1,6	20°	10° ATB + 8° Shear	271.250.24M	19
250	30	WOOD	24	2,8	1,8	20°	10° ATB	290.250.24M	18
250	30	WOOD	24	3,2	2,2	10°	FLAT	285.624.10M	17
250	30	MULTI-MATERIALS	36	2,5	2	10°	HR	235.250.36M	47
250	30	WOOD	40	2,6	1,8	15°	10° ATB	K25040M-X05	12
250	30	WOOD	40	3,2	2,2	15°	10° ATB	285.640.10M	20
250	30	WOOD	40	3,2	2,2	15°	10° ATB	285.040.10M	21

D mm	B mm	MATERIALS/APPLICATION	Z	K mm	P mm	α	β	ORDER NO.	PAGE
250	30	WOOD	42	2,4	1,6	18°	10° ATB + 8° Shear	271.250.42M	23
250	30	WOOD	48	3,2	2,2	15°	10° ATB	285.048.10M	21
250	30	WOOD	48	3,2	2,2	-6° Neg.	HDF	287.049.10M	36
250	30	WOOD	48	3,2	2,2	10°	HDF	287.048.10M	37
250	30	WOOD	48	3,2	2,2	10°	45° TCG	237.048.10M	46
250	30	WOOD	60	2,4	1,6	15°	10° ATB + 8° Shear	272.250.60M	27
250	30	WOOD	60	3,2	2,2	10°	15° ATB	285.660.10M	24
250	30	WOOD	60	3,2	2,2	10°	15° ATB	285.060.10M	25
250	30	WOOD	60	3,2	2,2	-3° Neg.	FFT	281.061.10M	38
250	30	WOOD	60	3,2	2,2	10°	TCG	281.060.10M	41
250	30	MULTI-MATERIALS	72	3,2	2,5	0°	MTCG	223.072.10M	57
250	30	WOOD	78	3,2	2,2	10°	FFT	295.078.10M	40
250	30	WOOD	80	2,4	1,6	12°	10° ATB + 8° Shear	273.250.80M	31
250	30	NON-FERROUS	80	2,6	1,8	-6° Neg.	TCG	276.250.80M	51
250	30	MULTI-MATERIALS	80	2,8	2,2	-3° Neg.	MATB	222.080.10M	57
250	30	WOOD	80	3	2,5	10°	20° ATB	285.580.10M	35
250	30	WOOD	80	3,2	2,2	5°	15° ATB	285.680.10M	28
250	30	WOOD	80	3,2	2,2	5°	15° ATB	285.080.10M	29
250	30	WOOD	80	3,2	2,2	-2° Neg.	38° Hi-ATB	283.680.10M	32
250	30	WOOD	80	3,2	2,2	-2° Neg.	40° Hi-ATB	283.080.10M	33
250	30	WOOD	80	3,2	2,2	15°	1° FLAT + 4° ATB	274.080.10M	34
250	30	WOOD	80	3,2	2,2	-3° Neg.	TCG	281.681.10M	38
250	30	WOOD	80	3,2	2,2	5°	TCG	281.680.10M	39
250	30	WOOD	80	3,2	2,2	10°	TCG	281.080.10M	41
250	30	WOOD	80	3,2	2,2	10°	TCG	281.080.10M	43
250	30	NON-FERROUS	80	3,2	2,5	-6° Neg.	TCG	297.080.10M	49
250	30	WOOD	20+4	3,2	2,2	18°	10° ATB	279.020.10M	13
250	32	METAL & STEEL	0	2			Not Sharpened	227.250P	53
250	32	NON-FERROUS	80	3,2	2,5	6°	TCG	284.080.10P	48
250	32	NON-FERROUS	80	3,2	2,5	-6° Neg.	TCG	297.080.10P	49
250	32	METAL & STEEL	128	2			C/HZ	227.250.128P	52
250	32	METAL & STEEL	160	2			BW	227.250.160P	53
250	32	METAL & STEEL	200	2			BW	227.250.200P	53
250	32	METAL & STEEL	200	2			BW	227.250.700P	53
250	35	WOOD	60	3,2	2,2	10°	15° ATB	285.060.10R	25
250	35	WOOD	80	3,2	2,2	5°	15° ATB	285.080.10R	29
250	70	WOOD	20+4	2,7	1,8	50	10° ATB	280.020.10V	14
250	70	WOOD	20+4	3,2	2,2	18°	10° ATB	279.020.10V	13
250	80	WOOD	20+4	2,7	1,8	50	10° ATB	280.020.10W	14
250	80	WOOD	20+4	3,2	2,2	18°	10° ATB	279.020.10W	13
250	30	WOOD	60	3,2	2,2	10°	TCG	281.060.10M	43
250	30	METAL & STEEL	72	2,2	1,8	0°	10° FWF	226.572.10M	56
250	25,4 (+20)	MULTI-MATERIALS	20	2	1,4	2°	8° ATB	298.250.20	63
250	25,4 (+20)	MULTI-MATERIALS	40	2	1,4	2°	8° ATB	298.250.40	63
250	35	WOOD	40	3,2	2,2	15°	10° ATB	285.040.10R	21
254	15,87	METAL & STEEL	48	2,2	1,8	0°	8° FWF	226.048.10	55
254	15,87	METAL & STEEL	60	2,2	1,8	0°	8° FWF	226.060.10	54
254	30	WOOD	48	2,4	1,8	-5° Neg.	15° ATB	294.048.10M	21
254	30	METAL & STEEL	60	2,2	1,8	0°	8° FWF	226.060.10M	54
254	30	WOOD	60	2,4	1,8	-5° Neg.	15° ATB	294.060.10M	25
254	30	NON-FERROUS	80	3,2	2,5	-6° Neg.	TCG	297.081.10M	49
254	15,87	METAL & STEEL	72	2,2	1,8	0°	10° FWF	226.572.10	56
260	30	WOOD	28	2,8	1,8	20°	10° ATB	290.260.28M	18
260	30	WOOD	48	2,8	1,8	15°	10° ATB	285.048.11M	22
260	30	WOOD	60	2,5	1,8	-5° Neg.	10° ATB	285.860.11M	24
260	30	WOOD	60	2,5	1,8	-5° Neg.	15° ATB	294.060.11M	26
260	30	WOOD	60	2,8	1,8	10°	15° ATB	285.060.11M	26
260	30	WOOD	64	2,5	1,8	-3° Neg.	TCG	281.065.11M	42
260	30	WOOD	80	2,5	1,8	-5° Neg.	15° ATB	294.080.11M	30
260	30	NON-FERROUS	80	3,2	2,5	-6° Neg.	TCG	297.080.11M	49

D mm	B mm	MATERIALS/APPLICATION	Z	K mm	P mm	α	β	ORDER NO.	PAGE
270	30	WOOD	28	2,8	1,8	20°	10° ATB	290.270.28M	18
270	30	WOOD	42	2,8	1,8	15°	10° ATB	291.270.42M	22
275	20	WOOD	42	3,2	2,2	15°	10° ATB	285.042.11H	21
275	32	METAL & STEEL	0	2,5			Not Sharpened	227.275P	53
275	32	METAL & STEEL	140	2,5			C/HZ	227.275.140P	52
275	32	METAL & STEEL	220	2			BW	227.275.722P	53
275	32	METAL & STEEL	220	2,5			BW	227.275.720P	53
275	32	METAL & STEEL	220	2,5			BW	227.275.220P	53
280	30	WOOD	64	2,8	1,8	10°	15° ATB	295.064.11M	25
280	30	NON-FERROUS	64	3,2	2,5	-6° Neg.	TCG	297.064.11M	49
300	20	WOOD	48	3,2	2,2	15°	10° ATB	285.048.12H	21
300	30	MULTI-MATERIALS	20	2,4	1,8	12°	TCG	236.300.20M	10
300	30	WOOD	20	2,8	1,8	15°	5° ATB	286.020.12M	11
300	30	WOOD	24	2,6	1,8	22°	10° ATB + 8° Shear	271.300.24M	19
300	30	WOOD	24	3,2	2,2	20°	10° ATB	293.024.12M	17
300	30	WOOD	28	3,2	2,2	18°	10° ATB	278.028.12M	16
300	30	WOOD	36	3,2	2,2	15°	10° ATB	285.036.12M	21
300	30	MULTI-MATERIALS	44	2,5	2	10°	HR	235.300.44M	47
300	30	WOOD	48	2,6	1,8	18°	10° ATB + 8° Shear	271.300.48M	23
300	30	WOOD	48	3,2	2,2	15°	10° ATB	286.048.12M	11
300	30	WOOD	48	3,2	2,2	15°	10° ATB	285.648.12M	20
300	30	WOOD	48	3,2	2,2	15°	10° ATB	285.048.12M	21
300	30	WOOD	60	3,2	2,2	15°	10° ATB	285.060.12M	25
300	30	WOOD	60	3,2	2,2	10°	45° TCG	237.060.12M	46
300	30	WOOD	60	4,4	3,2	16°	TCG	282.060.12M	43
300	30	WOOD	72	2,6	1,8	15°	10° ATB + 8° Shear	272.300.72M	27
300	30	WOOD	72	3,2	2,2	10°	15° ATB	285.672.12M	24
300	30	WOOD	72	3,2	2,2	10°	15° ATB	285.072.12M	25
300	30	WOOD	72	3,2	2,2	-3° Neg.	FFT	281.073.12M	38
300	30	WOOD	72	3,2	2,2	10°	TCG	281.672.12M	39
300	30	WOOD	72	3,2	2,2	10°	TCG	281.072.12M	41
300	30	WOOD	72	3,2	2,2	10°	TCG	281.072.12M	43
300	30	MULTI-MATERIALS	84	3,2	2,5	0°	MTCG	223.084.12M	57
300	30	WOOD	96	2,6	1,8	12°	10° ATB + 8° Shear	273.300.96M	31
300	30	NON-FERROUS	96	2,8	2	-6° Neg.	TCG	276.300.96M	51
300	30	MULTI-MATERIALS	96	2,8	2,2	-3° Neg.	MATB	222.096.12M	57
300	30	WOOD	96	3	2,5	10°	20° ATB	285.596.12M	35
300	30	WOOD	96	3,2	2,2	5°	15° ATB	285.696.12M	28
300	30	WOOD	96	3,2	2,2	5°	15° ATB	285.096.12M	29
300	30	WOOD	96	3,2	2,2	2°	38° Hi-ATB	283.696.12M	32
300	30	WOOD	96	3,2	2,2	2°	40° Hi-ATB	283.096.12M	33
300	30	WOOD	96	3,2	2,2	-3° Neg.	TCG	281.697.12M	38
300	30	WOOD	96	3,2	2,2	5°	TCG	281.696.12M	39
300	30	WOOD	96	3,2	2,2	10°	FFT	295.096.12M	40
300	30	WOOD	96	3,2	2,2	10°	TCG	281.096.12M	41
300	30	WOOD	96	3,2	2,2	10°	TCG	281.096.12M	43
300	30	WOOD	96	3,2	2,2	15°	45° TCG	237.096.12M	46
300	30	NON-FERROUS	96	3,2	2,5	-6° Neg.	TCG	297.096.12M	49
300	30	WOOD	100	3,2	2,2	15°	1° FLAT + 4° ATB	274.100.12M	34
300	30	WOOD	24+4	3,2	2,2	18°	10° ATB	279.024.12M	13
300	30	WOOD	24+4	4	2,8	18°	10° ATB	277.024.12M	15
300	32	METAL & STEEL	0	2,5			Not Sharpened	227.300P	53
300	32	NON-FERROUS	96	3,2	2,5	6°	TCG	284.096.12P	48
300	32	NON-FERROUS	96	3,2	2,5	-6° Neg.	TCG	297.096.12P	49
300	32	METAL & STEEL	160	2,5			C/HZ	227.300.160P	52
300	32	METAL & STEEL	220	2			BW	227.300.722P	53
300	32	METAL & STEEL	220	2,5			BW	227.300.220P	53
300	32	METAL & STEEL	220	2,5			BW	227.300.720P	53
300	35	WOOD	24	3,2	2,2	20°	10° ATB	293.024.12R	17
300	35	WOOD	48	3,2	2,2	15°	10° ATB	285.048.12R	21

D mm	B mm	MATERIALS/APPLICATION	Z	K mm	P mm	α	β	ORDER NO.	PAGE
300	35	WOOD	72	3,2	2,2	10°	15° ATB	285.072.12R	25
300	35	WOOD	96	3,2	2,2	5°	15° ATB	285.096.12R	29
300	50	WOOD	48	4,3-5,5	3,2	10°	CO+FLAT	288.300.48T	45
300	60	WOOD	24+4	3,2	2,2	18°	10° ATB	279.024.12U	13
300	65	WOOD	72	4,3-5,5	3,2	10°	CO+FLAT	288.300.72J	45
300	70	WOOD	28	3,2	2,2	18°	10° ATB	278.028.12V	16
300	70	WOOD	24+4	2,7	1,8	60	10° ATB	280.024.12V	14
300	70	WOOD	24+4	3,2	2,2	18°	10° ATB	279.024.12V	13
300	70	WOOD	24+4	4	2,8	18°	10° ATB	277.024.12V	15
300	75	WOOD	60	4,4	3,2	16°	TCG	282.060.12X	43
300	80	WOOD	60	4,4	3,2	16°	TCG	282.060.12W	43
300	80	WOOD	24+4	2,7	1,8	60	10° ATB	280.024.12W	14
300	80	WOOD	24+4	3,2	2,2	18°	10° ATB	279.024.12W	13
300	80	WOOD	24+4	4	2,8	18°	10° ATB	277.024.12W	15
300	30	METAL & STEEL	80	2,2	1,8	0°	10° FWF	226.580.12M	56
303	30	WOOD	60	3,2	2,2	-6° Neg.	HDF	287.061.12M	36
303	30	WOOD	60	3,2	2,2	10°	HDF	287.060.12M	37
305	25,4	METAL & STEEL	60	2,2	1,8	0°	8° FWF	226.060.12	55
305	25,4	METAL & STEEL	80	2,2	1,8	0°	8° FWF	226.080.12	54
305	30	WOOD	28	2,8	1,8	20°	10° ATB	293.028.22M	17
305	30	WOOD	48	2,6	1,8	-5° Neg.	10° ATB	271.305.48M	23
305	30	WOOD	54	2,8	1,8	-5° Neg.	15° ATB	294.054.22M	21
305	30	WOOD	72	2,6	1,8	-5° Neg.	10° ATB	272.305.72M	27
305	30	WOOD	72	3,2	2,2	10°	15° ATB	285.072.22M	25
305	30	WOOD	72	3,2	2,2	-5° Neg.	15° ATB	294.072.22M	25
305	30	METAL & STEEL	80	2,2	1,8	0°	8° FWF	226.080.12M	54
305	30	NON-FERROUS	96	2,8	2	-6° Neg.	TCG	276.305.96M	51
305	30	NON-FERROUS	96	3,2	2,5	-6° Neg.	TCG	297.096.13M	49
305	25,4	METAL & STEEL	80	2,2	1,8	0°	10° FWF	226.580.12	56
315	30	WOOD	24	3,2	2,2	15°	5° ATB	286.024.13M	11
315	30	WOOD	28	3,2	2,2	20°	10° ATB	293.028.12M	17
315	30	WOOD	36	3,2	2,2	15°	5° ATB	285.036.13M	17
315	30	WOOD	54	3,2	2,2	15°	10° ATB	294.054.12M	21
315	30	WOOD	72	3,2	2,2	15°	10° ATB	285.072.13M	25
315	30	NON-FERROUS	96	3,2	2,5	-6° Neg.	TCG	297.096.23M	49
315	32	METAL & STEEL	0	2,5			Not Sharpened	227.315P	53
315	32	METAL & STEEL	160	2,5			C/HZ	227.315.160P	52
315	32	METAL & STEEL	240	2,5			BW	227.315.240P	53
315	32	METAL & STEEL	240	2,5			BW	227.315.740P	53
320	65	WOOD	60	4,4	3,2	16°	TCG	Y282.060.13J	43
320	65	WOOD	72	4,4	3,2	16°	TCG	282.072.13J	43
330	30	NON-FERROUS	96	3,6	3	-6° Neg.	TCG	297.096.33M	49
330	32	NON-FERROUS	96	3,6	3	-6° Neg.	TCG	297.096.33P	49
350	30	WOOD	24	3,2	2,2	15°	5° ATB	286.024.14M	11
350	30	WOOD	28	3,5	2,5	20°	10° ATB	293.028.14M	17
350	30	WOOD	36	3,5	2,5	18°	10° ATB	278.036.14M	16
350	30	WOOD	54	3,5	2,5	15°	10° ATB	285.654.14M	20
350	30	WOOD	54	3,5	2,5	15°	10° ATB	285.054.14M	21
350	30	WOOD	54	4,4	3,2	16°	TCG	282.054.14M	43
350	30	WOOD	72	3,5	2,4	15°	45° TCG	237.072.14M	46
350	30	WOOD	72	3,5	2,5	15°	10° ATB	285.072.14M	25
350	30	WOOD	72	4,4	3,2	16°	TCG	282.072.14M	43
350	30	WOOD	84	3,5	2,5	10°	15° ATB	285.684.14M	24
350	30	WOOD	84	3,5	2,5	10°	15° ATB	285.084.14M	25
350	30	WOOD	84	3,5	2,5	10°	TCG	281.684.14M	39
350	30	WOOD	84	3,5	2,5	10°	TCG	281.084.14M	41
350	30	WOOD	108	3,5	2,5	5°	15° ATB	285.708.14M	28
350	30	WOOD	108	3,5	2,5	5°	15° ATB	285.108.14M	29
350	30	WOOD	108	3,5	2,5	5°	40° Hi-ATB	283.108.14M	33
350	30	WOOD	108	3,5	2,5	5°	TCG	281.708.14M	39

D mm	B mm	MATERIALS/APPLICATION	Z	K mm	P mm	α	β	ORDER NO.	PAGE
350	30	WOOD	108	3,5	2,5	10°	FFT	295.108.14M	40
350	30	WOOD	108	3,5	2,5	10°	TCG	281.108.14M	41
350	30	WOOD	108	3,5	2,5	10°	TCG	281.108.14M	43
350	30	NON-FERROUS	108	3,6	3	-6° Neg.	TCG	297.108.14M	49
350	30	WOOD	24+6	4,2	2,8	18°	10° ATB	277.024.14M	15
350	30	WOOD	28+4	3,5	2,5	18°	10° ATB	279.028.14M	13
350	32	METAL & STEEL	0	2,5			Not Sharpened	227.350P	53
350	32	NON-FERROUS	84	3,6	3	6°	TCG	284.092.14P	48
350	32	NON-FERROUS	108	3,6	3	6°	TCG	284.108.14P	48
350	32	NON-FERROUS	108	3,6	3	-6° Neg.	TCG	297.108.14P	49
350	32	METAL & STEEL	180	2,5			C/HZ	227.350.180P	52
350	32	METAL & STEEL	280	2,5			BW	227.350.280P	53
350	32	METAL & STEEL	280	2,5			BW	227.350.780P	53
350	35	WOOD	28	3,5	2,5	20°	10° ATB	293.028.14R	17
350	35	WOOD	54	3,5	2,5	15°	10° ATB	285.054.14R	21
350	35	WOOD	84	3,5	2,5	10°	15° ATB	285.084.14R	25
350	35	WOOD	108	3,5	2,5	5°	15° ATB	285.108.14R	29
350	50	WOOD	72	4,4	3,2	16°	TCG	282.072.14T	43
350	60	WOOD	72	4,4	3,2	16°	TCG	Y282.072.14U	43
350	60	WOOD	28+4	3,5	2,5	18°	10° ATB	279.028.14U	13
350	70	WOOD	36	3,5	2,5	18°	10° ATB	278.036.14V	16
350	70	WOOD	24+6	4,2	2,8	18°	10° ATB	277.024.14V	15
350	70	WOOD	28+4	3,5	2,5	18°	10° ATB	279.028.14V	13
350	75	WOOD	54	4,4	3,2	16°	TCG	282.054.14X	43
350	75	WOOD	72	4,4	3,2	16°	TCG	282.072.14X	43
350	80	WOOD	54	4,4	3,2	16°	TCG	282.054.14W	43
350	80	WOOD	72	4,4	3,2	16°	TCG	282.072.14W	43
350	80	WOOD	28+4	3,5	2,5	18°	10° ATB	279.028.14W	13
355	25,4	METAL & STEEL	72	2,2	1,8	0°	8° FWF	226.072.14	55
355	25,4	METAL & STEEL	90	2,2	1,8	0°	8° FWF	226.090.14	54
355	25,4	METAL & STEEL	90	2,2	1,8	0°	10° FWF	226.590.14	56
355	30	WOOD	72	4,4	3,2	16°	TCG	S282.03556	43
355	30	METAL & STEEL	90	2,2	1,8	0°	8° FWF	226.090.14M	54
355	30	METAL & STEEL	90	2,2	1,8	0°	10° FWF	226.590.14M	56
355	65	WOOD	72	4,4	3,2	16°	TCG	282.072.14J2	43
355	80	WOOD	72	4,4	3,2	10°	TCG	282.072.14W2	43
380	60	WOOD	72	4,4	3,2	15°	TCG	282.072.15U2	43
380	60	WOOD	72	4,8	3,5	16°	TCG	282.072.15U	43
380	80	WOOD	72	4,4	3,2	16°	TCG	282.072.15W	43
400	30	WOOD	28	3,2	2,2	15°	5° ATB	286.028.16M	11
400	30	WOOD	36	3,5	2,5	20°	10° ATB	285.036.16M	17
400	30	WOOD	48	3,5	2,5	20°	10° ATB	285.048.16M	21
400	30	WOOD	60	3,5	2,5	10°	15° ATB	285.660.16M	20
400	30	WOOD	60	3,5	2,5	10°	15° ATB	285.060.16M	25
400	30	WOOD	60	4,4	3,2	16°	TCG	282.060.16M	43
400	30	WOOD	72	4,4	3,2	16°	TCG	282.072.16M	43
400	30	WOOD	96	3,5	2,5	10°	15° ATB	285.696.16M	24
400	30	WOOD	96	3,5	2,5	10°	15° ATB	285.096.16M	29
400	30	WOOD	120	3,5	2,5	10°	15° ATB	285.120.16M	29
400	30	NON-FERROUS	120	4	3,2	-6° Neg.	TCG	297.120.16M	49
400	30	WOOD	28+6	4	2,8	18°	10° ATB	279.028.16M	13
400	32	NON-FERROUS	96	4	3,2	6°	TCG	284.096.16P	48
400	32	NON-FERROUS	96	4	3,2	-6° Neg.	TCG	297.108.16P	49
400	32	NON-FERROUS	120	4	3,2	-6° Neg.	TCG	297.120.16P	49
400	60	WOOD	72	4,4	3,2	16°	TCG	282.072.16U	43
400	70	WOOD	28+6	4	2,8	18°	10° ATB	279.028.16V	13
400	75	WOOD	60	4,4	3,2	16°	TCG	282.060.16X	43
400	75	WOOD	72	4,4	3,2	16°	TCG	282.072.16X	43
400	80	WOOD	60	4,4	3,2	16°	TCG	282.060.16W	43
400	80	WOOD	72	4,4	3,2	16°	TCG	282.072.16W	43

D mm	B mm	MATERIALS/APPLICATION	Z	K mm	P mm	α	β	ORDER NO.	PAGE
420	32	NON-FERROUS	96	3,8	3,2	6°	TCG	284.096.17P	48
420	80	WOOD	72	4,4	3,2	15°	TCG	282.072.17W	43
430	65	WOOD	72	4,4	3,2	16°	TCG	Y282.072.17J	43
430	75	WOOD	72	4,4	3,2	16°	TCG	282.072.17X	43
430	80	WOOD	72	4,4	3,2	16°	TCG	282.072.17W2	43
450	30	WOOD	32	3,8	2,8	15°	5° ATB	286.032.18M	11
450	30	WOOD	36	3,8	2,8	20°	10° ATB	285.036.18M	17
450	30	WOOD	54	3,8	2,8	15°	15° ATB	285.054.18M	21
450	30	WOOD	66	3,8	2,8	10°	15° ATB	285.066.18M	25
450	30	WOOD	72	4,4	3,2	16°	TCG	Y282.072.18M2	43
450	30	NON-FERROUS	96	4,2	3,5	-6° Neg.	TCG	297.108.18M	49
450	30	NON-FERROUS	108	4,2	3,5	6°	TCG	284.108.18M	48
450	30	NON-FERROUS	120	4,2	3,5	-6° Neg.	TCG	Y297.140.18M	49
450	32	NON-FERROUS	96	4,2	3,5	-6° Neg.	TCG	297.108.18P	49
450	32	NON-FERROUS	108	4,2	3,5	6°	TCG	284.108.18P	48
450	32	NON-FERROUS	120	4,2	3,5	-6° Neg.	TCG	297.120.18P	49
450	60	WOOD	72	4,8	3,5	16°	TCG	282.072.18U	43
450	80	WOOD	72	4,8	3,5	16°	TCG	282.072.18W2	43
500	30	WOOD	36	3,8	2,8	15°	5° ATB	286.036.20M	11
500	30	WOOD	44	4	2,8	20°	10° ATB	285.044.20M	17
500	30	WOOD	60	3,8	2,8	15°	15° ATB	285.060.20M	21
500	30	WOOD	72	3,8	2,8	10°	15° ATB	285.072.20M	25
500	30	NON-FERROUS	120	4,3	3,5	10°	TCG	284.120.20M	48
500	30	NON-FERROUS	120	4,3	3,5	-6° Neg.	TCG	297.120.20M	49
500	32	NON-FERROUS	120	4,3	3,5	10°	TCG	284.120.20P	48
500	32	NON-FERROUS	120	4,3	3,5	-6° Neg.	TCG	297.120.20P	49
500	60	WOOD	72	4,8	3,5	16°	TCG	282.072.20U	43
500	80	WOOD	72	4,8	3,5	16°	TCG	Y282.072.20W	43
550	30	WOOD	40	4,2	3,2	15°	5° ATB	286.040.22M	11
550	30	WOOD	60	4,2	3,2	10°	15° ATB	285.060.22M	21
550	30	WOOD	96	4,2	3,2	10°	15° ATB	285.096.22M	25
550	100	WOOD	72	5,2	3,5	16°	TCG	282.072.22A	43
600	30	WOOD	40	4,2	3,2	15°	5° ATB	286.040.24M	11
600	30	WOOD	66	4,2	3,2	10°	15° ATB	285.066.24M	21
700	30	WOOD	46	4,4	3,2	15°	5° ATB	286.046.28M	11
700	30	WOOD	72	4,4	3,2	10°	15° ATB	285.072.28M	21

QUALITY MATERIALS FOR OUTSTANDING PERFORMANCE

Designed and crafted using state-of-the-art processes as well as high-tech machinery these jig saw blades carry out precise cuts on a variety of materials: soft & hardwood, plywood, OSB, laminates, plastics, HPL, multiplex panels, metals, ferrous & non-ferrous materials, aluminium, fiberglass as well as stainless steel. CMT jig saw blades come in four different materials made to outperform the competition and deliver impressive results.

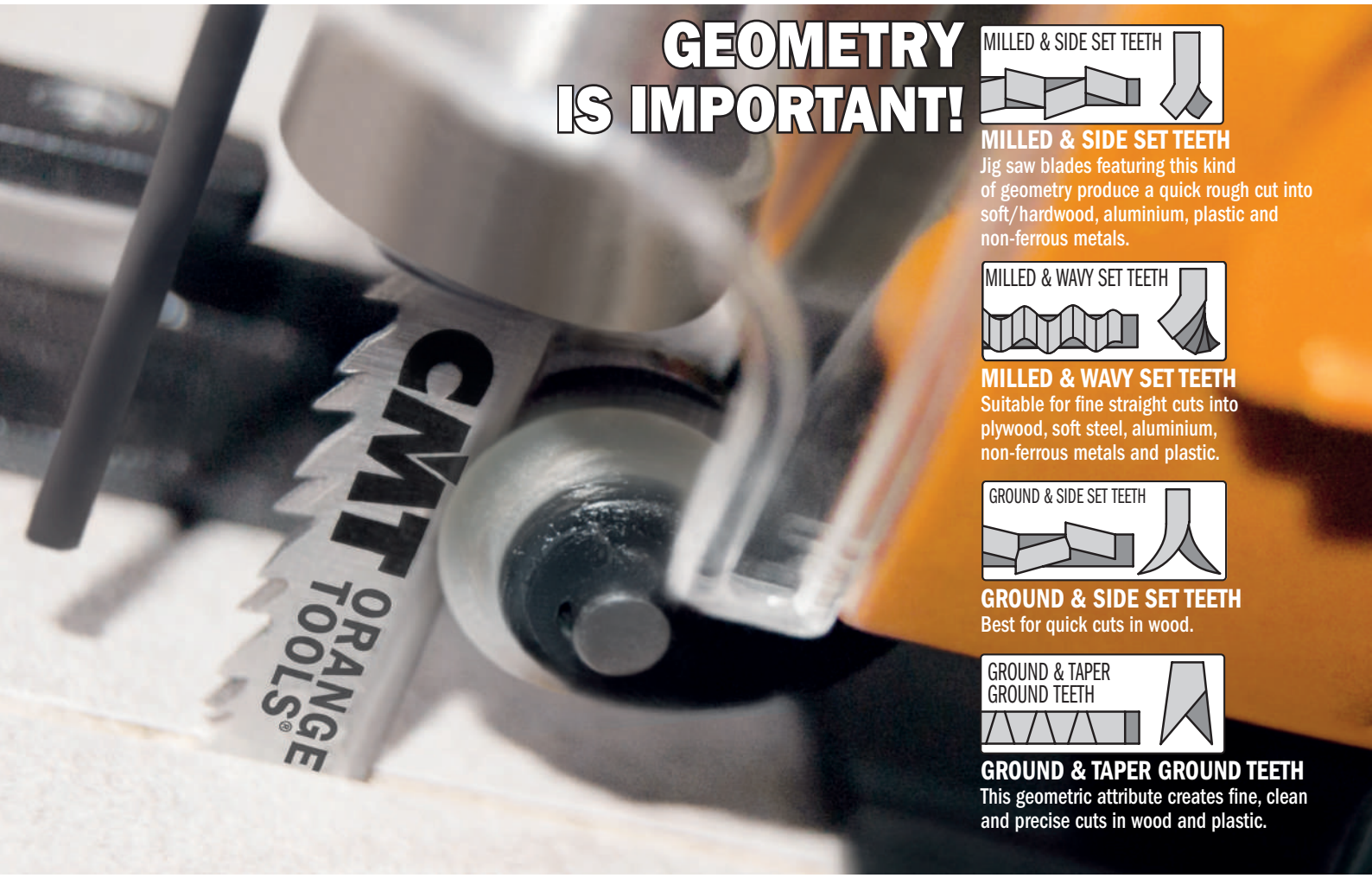

GEOMETRY IS IMPORTANT!

MILLED & SIDE SET TEETH
Jig saw blades featuring this kind of geometry produce a quick rough cut into soft/hardwood, aluminium, plastic and non-ferrous metals.

MILLED & WAVY SET TEETH
Suitable for fine straight cuts into plywood, soft steel, aluminium, non-ferrous metals and plastic.

GROUND & SIDE SET TEETH
Best for quick cuts in wood.

GROUND & TAPER GROUND TEETH
This geometric attribute creates fine, clean and precise cuts in wood and plastic.

HCS — High Carbon Steel
Great for cutting wood, fiberboard and plastic.

BIM 8% Co — Bi-Metal with 8% Cobalt
Premium bi-metal with 8% Cobalt provides superb results and guarantees long life when cutting metal, non-ferrous, plastic and wood with nails.

HSS — High Speed Steel
For cutting harder materials, such as metals, aluminium and non-ferrous metals.

HW — Tungsten Carbide Tipped
For cutting fibercement board, brick, porous concrete, plasterboard, MDF, fiberglass and ETERNIT®.

THE RIGHT BLADE FOR THE BEST RESULTS!

A quick reference chart and pictograms will help you select the right blade for your application.

- // Wood
- // Wood & Metal
- // Metal
- // Special







®Brand names mentioned in CMT products are the property of their respective owners (see back cover)

www.dahm.no

Guide to Choosing the Most Suitable Jig Saw Blade

CMT ORANGE TOOLS®

Series	Material	Thickness mm	Line	Fine Straight	Coarse Straight	Fine Curve	Coarse Curve	Page
WOOD	Softwood	1,5~15	Fine			JT101AO		78
		2~15	Basic			JT119BO		77
		3~65	Fine, Splinter-Free	JT234X				79
		3~30	Fine	JT101B				78
		3~30	Fine, Splinter-Free	JT101BR				78
		4~60	Basic		JT111C			77
		5~60	Fast		JT144D		JT244D - JT244DDC	77
		5~100	Fast		JT344D			78
		7~55	Fine	JT101D				79
		7~65	Fine	JT301CD - JT318VF				79
	Hardwood	1,5~15	Fine			JT101AO		78
		3~30	Fine	JT101B				78
		3~30	Fine, Splinter-Free	JT101BR				78
		3~65	Fine, Splinter-Free	JT234X				79
		5~60	Fast		JT144D		JT244D - JT244DDC	77
		5~100	Fast		JT344D			78
		7~55	Fine	JT101D				79
		7~65	Fine	JT301CD - JT318VF				79
	OSB	2~15	Basic			JT119BO		77
		3~30	Fine	JT101B				78
		4~60	Basic		JT111C			77
		5~60	Fast		JT144D		JT244D - JT244DDC	77
		7~55	Fine	JT101D - JT318VF				79
	Plywood	1,5~15	Fine			JT101AO		78
		2~15	Basic			JT119BO		77
		3~30	Fine	JT101B				78
		3~30	Fine, Splinter-Free	JT101BR				78
		3~65	Fine, Splinter-Free	JT234X - JT318VF				79
		4~60	Basic		JT111C			77
		5~60	Fast		JT144D		JT244D - JT244DDC	77
		5~100	Fast		JT344D			78
		7~55	Fine	JT101D - JT318VF				79
	Construction Wood	<30	Fine	JT101B				78
		3~65	Fine, Splinter-Free	JT234X				79
		<100	Fast		JT344D			78
		<135	Fast		JT144D			77
	Chipboard	2~15	Basic			JT119BO		77
		3~30	Fine	JT101B		JT101AO		78
		3~65	Fine, Splinter-Free	JT234X - JT318VF				79
		4~60	Basic		JT111C			77
		5~60	Fast		JT144D		JT244D - JT244DDC	77
	Laminated panels	1,5~15	Fine			JT101AO		78
	Kitchen Tops	1,5~15	Fine, Long Life	JT101BIF				79
	Worktops	3~30	Fine	JT101B				78
		3~30	Fine, Splinter-Free	JT101BR				78
		3~65	Fine, Splinter-Free	JT234X				79
METAL	Sheet metals	1~3	Basic	JT118A		JT218A		80
		1,5~10	Fast, Long Life	JT123X - JT318VF				79-80
		2,5~6	Basic	JT118B				80
	Aluminium, non-ferrous	<30	Fast	JT127D				80
		1,5~10	Fast	JT123X - JT318VF				79-80
	Pipes	<30	Fast	JT123X - JT318VF				79-80
	Inox Sheets	1,5~3	Fast	JT123X - JT318VF				79-80
	Sandwich Material	<120	Fast, Flexible	JT718BF				80
PLASTIC	GRP (Fiberglass)	<30	Fast	JT127D				80
	Plastic (PP, PE, PVC, PA, PS)	<30	Fine	JT101D				79
		<30	Fast	JT123X				80
		7~65	Fine	JT301CD - JT318VF				79
SPECIAL	Plasterboard	5~50	Special		JT141HM			81
		5~80	Special		JT341HM			81
	GRP (Fiberglass)	<80	Special		JT341HM			81
	Fiber cement boards	5~50	Special		JT141HM			81
		5~80	Special		JT341HM			81
	Carton, Leather, Rubber	<100	Special	JT313AW				81
	Soft Tile, Cast Iron	5~10	Special	JT150RF				81

JT119BO





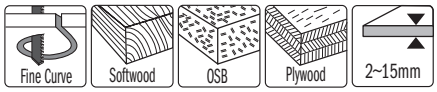

Pack Quantity	L mm	I mm	TS mm	TPI		ORDER NO. T Shank
5	76	50	2	12	100	JT119BO-5

Curve cuts on softwood (2~15mm), plywood, OSB.

JT111C





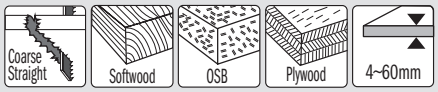

Pack Quantity	L mm	I mm	TS mm	TPI		ORDER NO. T Shank
5	100	75	3	8	100	JT111C-5

Fast coarse cuts on softwood (4~60mm), plywood, OSB.

JT144D





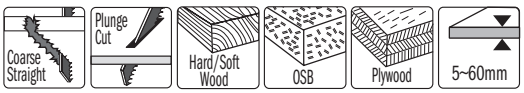

Pack Quantity	L mm	I mm	TS mm	TPI		ORDER NO. T Shank
5	100	75	4	6	100	JT144D-5
25	100	75	4	6	10	JT144D-25
100	100	75	4	6	4	JT144D-100

Very fast cuts, straight and coarse, on hard/softwood (5~60mm), plywood, OSB. Plunge cutting.

JT244D





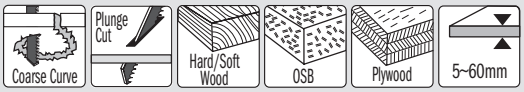

Pack Quantity	L mm	I mm	TS mm	TPI		ORDER NO. T Shank
5	100	75	4	6	100	JT244D-5

Fast, curve, coarse cut on soft and hardwood (5~60mm), plywood, OSB. Plunge cutting

JT244DDC





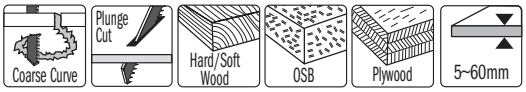

Pack Quantity	L mm	I mm	TS mm	TPI		ORDER NO. T Shank
5	100	75	4	6	100	JT244DDC-5

Fast, curve, coarse cut on soft and hardwood (5~60mm), plywood, OSB. Plunge cutting. Special “DUO” (double) cuts for fast curve cutting.

JT344D



Pack Quantity	L mm	I mm	TS mm	TPI		ORDER NO. T Shank
5	132	110	4	6	100	JT344D-5



Very fast cuts, straight and coarse on thick construction timber, hard/softwood (5~100mm), plywood, OSB.

JT744D



Pack Quantity	L mm	I mm	TS mm	TPI		ORDER NO. T Shank
3	180	155	4	6	20	JT744D-3



Very fast cuts, straight and coarse on thick construction timber, hard/softwood (5~135mm) and sandwich material.

JT101AO



Pack Quantity	L mm	I mm	TS mm	TPI		ORDER NO. T Shank
5	76	50	1,4	20	100	JT101AO-5

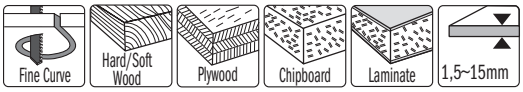

Curved cuts, fine finishing on both sides of surface on hard/softwood, plywood, chipboard, MDF, double sided laminates (1,5~15mm).

JT101B



Pack Quantity	L mm	I mm	TS mm	TPI		ORDER NO. T Shank
5	100	75	2,5	10	100	JT101B-5
25	100	75	2,5	10	10	JT101B-25

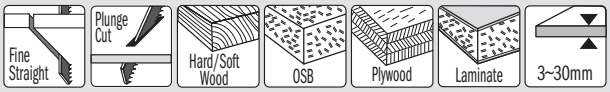

Fine straight cuts with fine finishing on hard/softwood, plywood, OSB and plastics (3~30mm). Plunge cutting.

JT101BR



Pack Quantity	L mm	I mm	TS mm	TPI		ORDER NO. T Shank
5	100	75	2,5	10	100	JT101BR-5
25	100	75	2,5	10	10	JT101BR-25

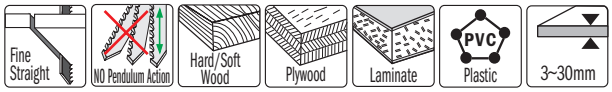

Straight cuts, fine finishing on upper side, hard/softwood, plywood, OSB, laminated panels, plastics (3~30mm). Reverse tooth.

JT101D



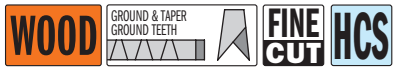

Pack Quantity	L mm	I mm	TS mm	TPI		ORDER NO. T Shank
5	100	75	4	6	100	JT101D-5

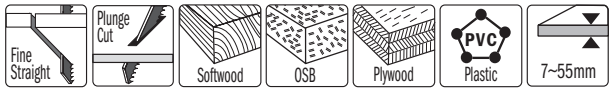

Straight cuts, fine finishing on upper side, on hard/softwood, plywood, OSB, laminates and plastics (7~55mm). Plunge cutting.

JT301CD



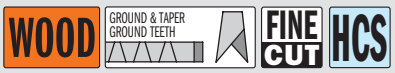

Pack Quantity	L mm	I mm	TS mm	TPI		ORDER NO. T Shank
5	116	90	3	8	100	JT301CD-5

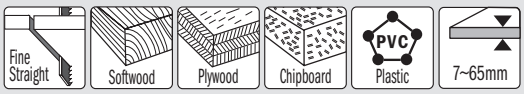

Straight cuts, good finishing, on hard/softwood, plywood, laminates and plastics (7~65mm).

JT234X



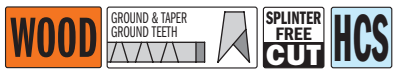

Pack Quantity	L mm	I mm	TS mm	TPI		ORDER NO. T Shank
5	116	90	2-3	8-12	100	JT234X-5

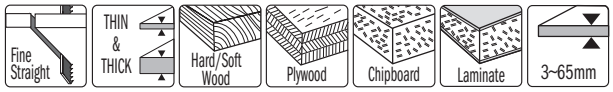

Extra-clean straight cuts, splinter-free finish, on hard/softwood, plywood, OSB, laminates (3~65mm).

JT101BIF





Pack Quantity	L mm	I mm	TS mm	TPI		ORDER NO. T Shank
5	83	58	1,7	15	100	JT101BIF-5



Splinter-free cuts. Special for all laminates, HPL and multiplex panels (1,5~15mm).

JT318VF





Pack Quantity	L mm	I mm	TS mm	TPI		ORDER NO. T Shank
5	132	100	1,7-2,6	10-15	100	JT318VF-5



Straight cuts on wood with nails/metal, chipboard and laminate (<60mm), sheet metal, aluminium profiles (3~18mm), glass fiber reinforced plastic/epoxy (<60mm).

JT118A

JT118A // CMT ORANGE TOOLS HSS // METAL

METAL · MILLED & WAVY SET TEETH · GREAT VALUE · BASIC CUT · HSS

Pack Quantity	L mm	I mm	TS mm	TPI		ORDER NO. T Shank
5	76	50	1,2	21	100	JT118A-5



Straight cuts on thin sheet metals, ferrous and non-ferrous (1~3mm).

JT218A

JT218A // CMT ORANGE TOOLS HSS // METAL

METAL · MILLED & WAVY SET TEETH · GREAT VALUE · BASIC CUT · HSS

Pack Quantity	L mm	I mm	TS mm	TPI		ORDER NO. T Shank
5	76	50	1,2	21	100	JT218A-5



Curve cuts on thin sheet metals, ferrous and non-ferrous (1~3mm).

JT118B

JT118B // CMT ORANGE TOOLS HSS // METAL

METAL · MILLED & WAVY SET TEETH · GREAT VALUE · BASIC CUT · HSS

Pack Quantity	L mm	I mm	TS mm	TPI		ORDER NO. T Shank
5	76	50	2	12	100	JT118B-5



Straight cuts on medium-thick metals, ferrous and non-ferrous (2,5~6mm).

JT123X

JT123X // CMT ORANGE TOOLS HSS // Progressive // METAL

METAL · MILLED & SIDE SET TEETH · LONG LIFE · FAST CUT · HSS

Pack Quantity	L mm	I mm	TS mm	TPI		ORDER NO. T Shank
5	100	75	1,2-2,6	10-21	100	JT123X-5



Straight cuts on thin to thick sheet metals (1,5~10mm), pipes, profiles in plastic and aluminium (<30mm), stainless steel (1,5~3mm).

JT127D

JT127D // CMT ORANGE TOOLS HSS // Special // ALU

METAL · MILLED & SIDE SET TEETH · FAST CUT · HSS

Pack Quantity	L mm	I mm	TS mm	TPI		ORDER NO. T Shank
5	100	75	3	8	100	JT127D-5



Special for aluminium, thin to thick (3~15mm), pipes and profiles, (<30mm) including plastic, fiberglass and epoxy.

JT718BF

JT718BF // CMT ORANGE TOOLS BIM // Flexible // METAL-SANDWICH

METAL · MILLED & WAVY SET TEETH · LONG LIFE · BIM 8% Co

Pack Quantity	L mm	I mm	TS mm	TPI		ORDER NO. T Shank
3	185	160	1,8	14	20	JT718BF-3

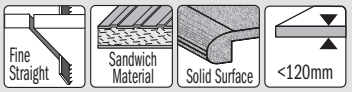

Special for Sandwich Materials & Solid Surfaces (<120mm).

JT141HM

HW TOOTH



SPECIAL | SIDE SET TEETH | LONG LIFE | HW

Pack Quantity	L mm	I mm	TS mm	TPI		ORDER NO. T Shank
3	100	75	4,3	6	50	JT141HM-3



Plasterboard, fiber cement boards (<50mm). Fiberglass/Epoxy (5~20mm), ETERNIT®, MDF, HDF.

JT341HM

HW TOOTH



SPECIAL | SIDE SET TEETH | LONG LIFE | HW

Pack Quantity	L mm	I mm	TS mm	TPI		ORDER NO. T Shank
3	132	110	4,3	6	50	JT341HM-3



Plasterboard, fiber cement boards (<80mm). Fiberglass/Epoxy (5~50mm), ETERNIT®, MDF, HDF.

JT313AW



new

SPECIAL | HCS

Pack Quantity	L mm	I mm	TS mm	TPI		ORDER NO. T Shank
3	152	100	1,2	1	100	JT313AW-3

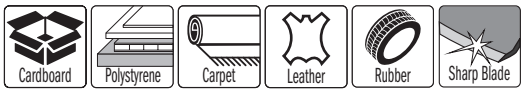

Cardboard, polystyrene, carpet, leather, rubber, fiberglass thermal insolation panels (<100mm).

JT150RF

HW TOOTH



new

SPECIAL | LONG LIFE | CARBIDE GRIT

Pack Quantity	L mm	I mm				ORDER NO. T Shank
3	83	75			50	JT150RF-3



Soft ceramic tiles, cast iron (5-10mm), rienforced fiberglass.

JT016 16-Piece Jig Saw Blade Set

2 PCS	JT144D	HCS	WOOD	FAST CUT	1 PC	JT141HM	HW	SPECIAL	LONG LIFE
2 PCS	JT101B	HCS	WOOD	FINE CUT	1 PC	JT123X	HSS	METAL	FAST CUT
2 PCS	JT101BR	HCS	WOOD	FINE SURFACE CUT	2 PCS	JT118A	HSS	METAL	BASIC CUT
1 PC	JT101BIF	BIM	WOOD	FINE CUT	2 PCS	JT118B	HSS	METAL	BASIC CUT
1 PC	JT101AO	HCS	WOOD	FINE CUT	2 PCS	JT218A	HSS	METAL	BASIC CUT



15 Sets in End-cap display
(minimum order 15 sets)



An assortment of 16 Jig Saw Blades featuring the 10 most popular blades for a variety of cutting needs:
- wood and timber (straight, curve cuts, course cutting and finishing);
- plasterboard, fiber cement, fiberglass, epoxy resins, and panels such as ETERNIT®;
- metal and sheet metal both thick and thin;
- stainless steel;
- aluminium and plastics.

®Brand names mentioned in CMT products are the property of their respective owners (see back cover)

www.dahm.no



GEOMETRY IS IMPORTANT!

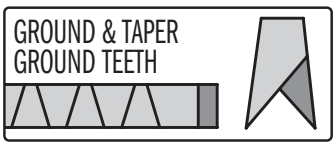

Easily cut construction wood, plywood, framing lumber and plastic.

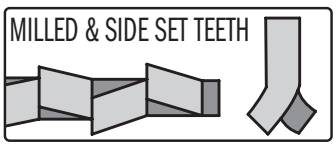

For quick cutting on hard/softwood, aluminium, plastic, ferrous and non-ferrous metal.



For fine, precise cuts in thin/thick metal, pipe, open and closed profiles.

HCS **High Carbon Steel**
For cuts on soft wood or plastic.

BIM 8% Co **Bi-Metal with 8% Cobalt**
Provides superb results and guarantees long life when cutting metals, plastic and wood with nails.

HW **Tungsten Carbide Tipped**
Ideal for construction materials: fibercement board, brick and porous concrete.

www.dahm.no

QUALITY MATERIALS FOR MAXIMUM PRODUCTIVITY

Produced by following state-of-the-art processes, using high-tech machines and premium quality raw materials, these sabre saw blades have been specifically designed to ensure maximum lifetime and performance in all materials.

THE RIGHT BLADE FOR THE JOB!

Use our quick reference chart and pictograms to help you choose the best blade for your application.

Non-Stick Orange Shield Coating

Keeps the blade running cool, reduces pitch build up and protects against corrosion.
Ideal for all types of wood including wet lumber.

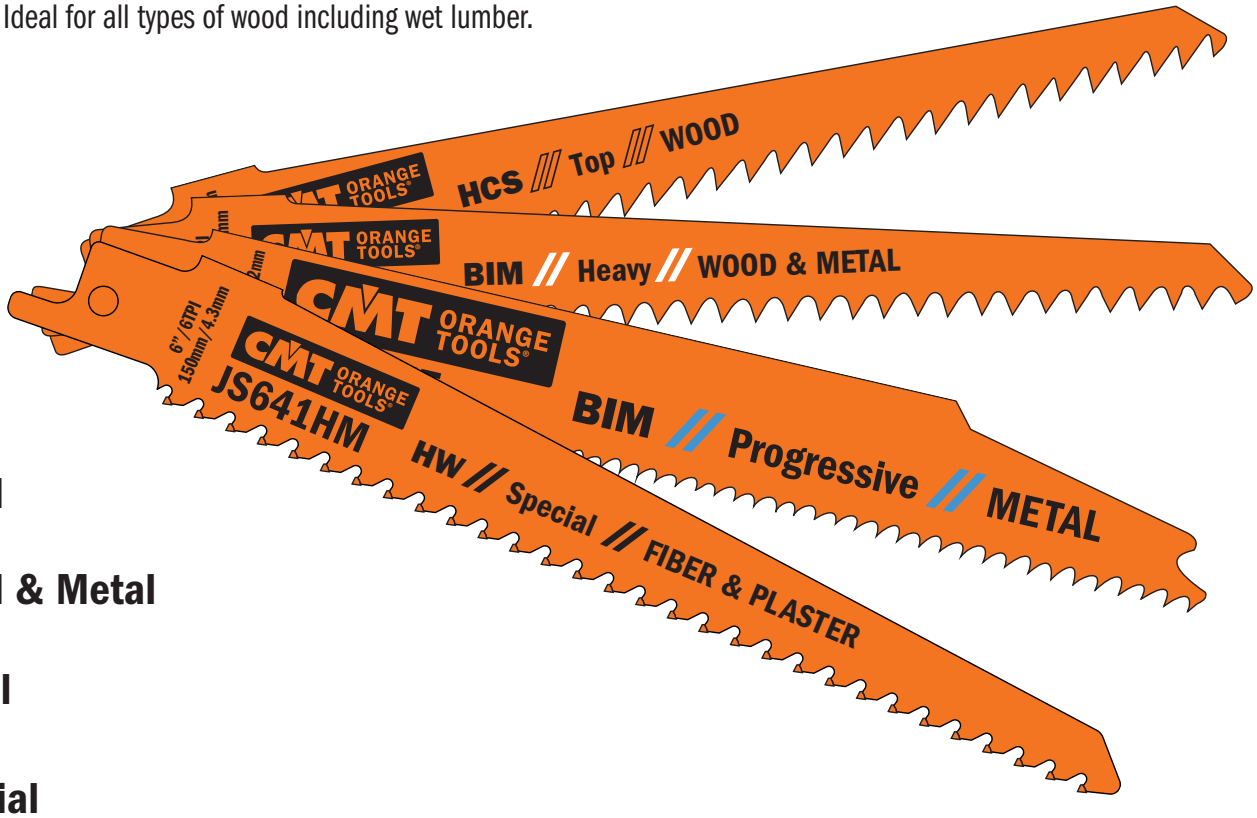

// Wood

// Wood & Metal

// Metal

// Special

BLADE LINE DESCRIPTIONS

Different blade lines help you choose the right blade for the task.

BASIC:	Cost effective
FLEXIBLE:	Breakproof, long lifetime
PROGRESSIVE:	Fast cutting through thin and thick material
TOP:	Fast and efficient
HEAVY:	Sturdy and precise

12,7MM (1/2") UNIVERSAL SHANK

Fits: AEG®, BLACK & DECKER®, BOSCH®, DEWALT®, FEIN®, FLEX®, HILTI®, MAKITA®, METABO®, MILWAUKEE®, PORTER CABLE®, RIDGID®, ROTHENBERGER®, RYOBI®, SKIL®.



BLADE SHAPE & THICKNESS

Sabre Saw Blades vary in shape and thickness. These two characteristics are adjusted according to the demands of the application as well as the required flexibility. Rigorous applications such as cutting tube and pipe require thick robust blades, while less demanding applications require narrower blades.

Three Main Blade Categories:

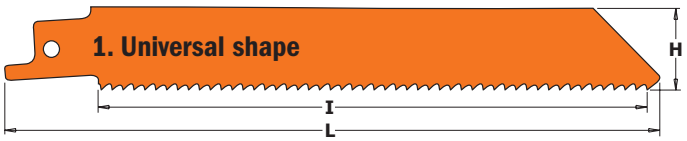

Universal blades are for general use. Their even width guarantees good cutting stability and excellent control. This enables straight edge cutting through many different materials.



Sloped blades are commonly used for cutting wood and for demolition applications.
Their narrow tip allows for plunge and curve cutting. This shape is rarely used for metal, since the tip does not have the strength required for this application.



Scroll blades are especially used for curve cutting.
The narrower the blade, the smaller the radius it can cut.

®Brand names mentioned in CMT products are the property of their respective owners (see backcover).

www.dahm.no

Sabre Saw Blade Application Chart

CMT ORANGE TOOLS®

Series	Material	Material Thickness mm	Line	L	Fine Straight	Coarse Straight	Curve	Fine Angle Cut	Flush Cut	Thin & Thick	Demolition	TPI	Page
WOOD	**Coarse wood (free of nails)**	<100	Base			JS617K	JS617K					3	86
	Pruning green wood	<175	Base			JS1111K						3	86
	Coolant: dry	<190	Top			JS1531L						5	86
	MAX RPM 2500	<250	Base			JS1617K						3	86
	Construction wood	<100	Top	150	JS644D		JS644D					6	86
	Coolant: dry	<150	Progressive	200	JS2345X					JS2345X		6~10	86
	MAX RPM 2500	<150	Pallet	200	JS725VFR			JS725VFR		JS725VFR	JS725VFR	8~12	88
	Boards	<60	Top	150	JS644D		JS644D					6	86
	Coolant: dry	<60	Progressive	200	JS2345X					JS2345X		6~10	86
	MAX RPM 2500	<60	Pallet	200	JS725VFR			JS725VFR		JS725VFR		8~12	88
	Wooden wall cutout	<100	Top	150	JS644D		JS644D					6	86
	Coolant: dry	<150	Progressive	200	JS2345X					JS2345X		6~10	86
	MAX RPM 2500	<150	Pallet	200	JS725VFR			JS725VFR		JS725VFR	JS725VFR	8~12	88
		<190	Top	240		JS1531L						5	86
	Plastic	<100	Top	150	JS644D		JS644D					6	86
	Coolant: water MAX RPM 500	<150	Progressive	200	JS2345X					JS2345X		6~10	86
WOOD & METAL	**Wood with nails/metal**	<100	Flexible	150	JS922HF							10	89
	Coolant: dry	<100	Flexible	150	JS922VF							10~14	89
	MAX RPM 2500	<100	Heavy	150	JS641HM	JS611DF	JS711DF					6	87, 93
		<100	Heavy	150		JS610VF		JS610VF			JS610VF	5~8	87
		<100	Heavy	150		JS956XHM		JS956XHM			JS956XHM	5~8	90
		<150	Progressive	200		JS3456XF				JS3456XF		6~12	88
		<150	Pallet	200	JS725VFR			JS725VFR		JS725VFR	JS725VFR	8~12	88
		<175	Flexible	225	JS1122HF				JS1122HF			10	89
		<175	Flexible	225	JS1122VF				JS1122HF			10~14	89
		<175	Heavy	225		JS1111DF						6	87
		<175	Heavy	225		JS1110VF		JS1110VF			JS1110VF	5~8	88
		<175	Heavy	225		JS1156XHM		JS1156XHM			JS1156XHM	5~8	90
		<175	Progressive	225		JS5678XF				JS5678XF		6~12	88
		<250	Flexible	300	JS1222VF				JS1222VF			10~14	89
		<250	Heavy	300		JS1210VF		JS1210VF			JS1210VF	5~8	88
		<250	Heavy	300		JS1411DF						6	87
	Pallet	<100	Flexible	150	JS922HF	JS641HM						10	89, 93
	Coolant: dry	<150	Pallet	200	JS725VFR			JS725VFR		JS725VFR	JS725VFR	8~12	88
	MAX RPM 2500	<175	Flexible	225	JS1122HF				JS1122HF			10	89
	Wood, chipboard	<100	Heavy	150		JS611DF	JS711DF					6	87
	Coolant: dry	<100	Heavy	150		JS610VF		JS610VF			JS610VF	5~8	87
	MAX RPM 2500	<100	Heavy	150		JS956XHM		JS956XHM			JS956XHM	5~8	90
		<150	Progressive	200		JS3456XF				JS3456XF		6~12	88
		<150	Pallet	200	JS725VFR			JS725VFR		JS725VFR	JS725VFR	8~12	88
		<175	Heavy	225		JS1111DF						6	87
		<175	Heavy	225		JS1110VF		JS1110VF			JS1110VF	5~8	88
		<175	Heavy	225		JS1156XHM		JS1156XHM			JS1156XHM	5~8	90
		<175	Progressive	225		JS5678XF				JS5678XF		6~12	88
		<250	Heavy	300		JS1210VF		JS1210VF			JS1210VF	5~8	88
		<250	Heavy	300		JS1411DF						6	87
	Sheet metals	3~10	Flexible	150	JS922VF							10~14	89
	Coolant: cutting oil	3~10	Flexible	225	JS1122VF				JS1122HF			10~14	89
	MAX RPM 500~2000	3~10	Flexible	300	JS1222VF				JS1222VF			10~14	89
		3~18	Progressive	200		JS3456XF				JS3456XF		6~12	88
		<175	Progressive	225		JS5678XF				JS5678XF		6~12	88
	Pipes, profiles	<100	Flexible	150	JS922VF							10~14	89
	Coolant: cutting oil	<150	Progressive	200		JS3456XF				JS3456XF		6~12	88
	MAX RPM 1500	<175	Flexible	225	JS1122VF				JS1122HF			10~14	89
		<175	Progressive	225		JS5678XF				JS5678XF		6~12	88
		<250	Flexible	300	JS1222VF				JS1222VF			10~14	89
	Plastic, pipes, profiles	<100	Heavy	150		JS611DF	JS711DF					6	87
	Coolant: water	<150	Progressive	200		JS3456XF				JS3456XF		6~12	88
	MAX RPM 500	<175	Heavy	225		JS1111DF						6	87
		<175	Progressive	225		JS5678XF				JS5678XF		6~12	88
		<250	Heavy	300		JS1411DF						6	87
	Glass fiber reinforced	<50	Heavy	150		JS611DF	JS711DF					6	87
	plastic/epoxy	<60	Heavy	300		JS1411DF						6	87
	Coolant: water	<60	Heavy	150		JS610VF		JS610VF			JS610VF	5~8	87
	MAX RPM 500	<100	Heavy	150		JS956XHM		JS956XHM			JS956XHM	5~8	90

Sabre Saw Blade Application Chart

CMT ORANGE TOOLS®

Series	Material	Material Thickness (mm)	Line	L	Fine Straight	Coarse Straight	Curve	Fine Angle Cut	Flush Cut	Thin & Thick	Demolition	TPI	Page
WOOD & METAL	**Glass fiber reinforced plastic/epoxy**	<60	Heavy	225		**JS1111DF**						6	87
		<60	Heavy	225		**JS1110VF**		**JS1110VF**			**JS1110VF**	5~8	88
	Coolant: water	<175	Heavy	225		**JS1156XHM**		**JS1156XHM**			**JS1156XHM**	5~8	90
	MAX RPM 500	<100	Flexible	150	**JS922VF**	**JS641HM**						10~14	89, 93
		<150	Progressive	200		**JS3456XF**				**JS3456XF**		6~12	88
		<175	Flexible	225	**JS1122VF**				**JS1122HF**			10~14	89
		<175	Progressive	225		**JS5678XF**				**JS5678XF**		6~12	88
		<250	Flexible	300	**JS1222VF**				**JS1222VF**			10~14	89
		<250	Heavy	300		**JS1210VF**		**JS1210VF**			**JS1210VF**	5~8	88
METAL	**Sheet, perforated metals, (thin & thick)**	0,7~3	Flexible	150	**JS922AF**							24	92
		0,7~3	Flexible	225	**JS1122AF**				**JS1122AF**			24	92
	Coolant: dry	1~8	Progressive	150	**JS123XF**					**JS123XF**		8~14	91
	MAX RPM 500~2000	1,5~4	Flexible	150	**JS922EF**							18	92
		1,5~4	Flexible	225	**JS1122EF**				**JS1122EF**			18	92
		2~10	Heavy	150	**JS925VF**						**JS925VF**	10~14	91
		2~10	Heavy	200	**JS1025VF**						**JS1025VF**	10~14	91
		2~10	Heavy	225	**JS1125VF**						**JS1125VF**	10~14	91
		2~10	Heavy	300	**JS1125VF**						**JS1225VF**	10~14	91
		3~8	Flexible	150	**JS922BF**							14	92
		3~8	Flexible	225	**JS1122BF**				**JS1122BF**			14	92
		4~12	Heavy	150		**JS920CF**		**JS920CF**			**JS920CF**	9	90
		4~12	Heavy	150		**JS955CHM**		**JS955CHM**			**JS955CHM**	9	90
		4~12	Heavy	225		**JS1120CF**		**JS1120CF**			**JS1120CF**	9	91
		4~12	Heavy	225		**JS1155CHM**		**JS1155CHM**			**JS1155CHM**	9	90
	Pipes, profiles, thin-walled (open & closed)	<100	Flexible	150	**JS922AF**							24	92
		<100	Flexible	150	**JS922EF**							18	92
	Coolant: dry	<100	Progressive	150	**JS123XF**					**JS123XF**		8~14	91
	MAX RPM 500~2000	<100	Heavy	150	**JS925VF**						**JS925VF**	10~14	91
		<150	Heavy	200	**JS1025VF**						**JS1025VF**	10~14	91
		<175	Flexible	225	**JS1122AF**				**JS1122AF**			24	92
		<175	Flexible	225	**JS1122EF**				**JS1122EF**			18	92
		<175	Heavy	225	**JS1125VF**						**JS1125VF**	10~14	91
		<250	Heavy	300	**JS1225VF**						**JS1225VF**	10~14	91
	Pipes, profiles, thick-walled (open & closed)	<100	Flexible	150	**JS922BF**							14	92
		<100	Progressive	150	**JS123XF**					**JS123XF**		8~14	91
	Coolant: dry	<100	Heavy	150	**JS925VF**						**JS925VF**	10~14	91
	MAX RPM 500~2000	<100	Heavy	150		**JS920CF**		**JS920CF**			**JS920CF**	9	90
		4~12	Heavy	150		**JS955CHM**		**JS955CHM**			**JS955CHM**	9	90
		<150	Heavy	200	**JS1025VF**						**JS1025VF**	10~14	91
		<175	Flexible	225	**JS1122BF**				JS1122BF			14	92
		<175	Heavy	225	**JS1125VF**						**JS1125VF**	10~14	91
		<175	Heavy	225		**JS1120CF**		**JS1120CF**			**JS1120CF**	9	91
		4~12	Heavy	225		**JS1155CHM**		**JS1155CHM**			**JS1155CHM**	9	90
		<250	Heavy	300	**JS1225VF**						**JS1225VF**	10~14	91
	Pipes, profiles (solid)	<100	Progressive	150	**JS123XF**					**JS123XF**		8~14	91
	Coolant: cutting oil	<100	Flexible	150	**JS922BF**							14	92
	MAX RPM 500~2000	<100	Heavy	150		**JS920CF**		**JS920CF**			**JS920CF**	9	90
		4~12	Heavy	150		**JS955CHM**		**JS955CHM**			**JS955CHM**	9	90
		<175	Flexible	225	**JS1122BF**					**JS1122BF**		14	92
		<175	Heavy	225		**JS1120CF**		**JS1120CF**			**JS1120CF**	9	91
		4~12	Heavy	225		**JS1155CHM**		**JS1155CHM**			**JS1155CHM**	9	90
SPECIAL	**Plasterboard**	<100	Heavy	150	**JS641HM**	**JS611DF**	**JS711DF**					6	87,93
	Fiber Cement panels	<175	Special	225		**JS1141HM**		**JS1141HM**				3	93
		<215	Special	305		**JS1243HM**		**JS1243HM**				2	93
		<250	Special	300		**JS1241HM**		**JS1241HM**				3	93
		<365	Special	455		**JS2243HM**		**JS2243HM**				2	93
	Porous concrete, red brick	<175	Special	225		**JS1141HM**		**JS1141HM**				3	93
		<215	Special	305		**JS1243HM**		**JS1243HM**				2	93
		<250	Special	300		**JS1241HM**		**JS1241HM**				3	93
		<365	Special	455		**JS2243HM**		**JS2243HM**				2	93
	Ice, frozen, meat, bone	<250	Special	300		**JS1211K**						3	94

Tip: Using a lubricant can extend blade lifetime up to 500%.

JS617K





Pack Quantity	L mm	I mm	H mm	K mm	TS mm	TPI		ORDER NO. Universal Shank
5	150	130	19	1,25	8,5	3	10	JS617K-5



Cuts coarse wood, free of nails (<100mm), pruning green wood (diameter <100mm), excellent for curved and plunge cutting.

JS1111K





Pack Quantity	L mm	I mm	H mm	K mm	TS mm	TPI		ORDER NO. Universal Shank
5	225	205	19	1,25	8,5	3	10	JS1111K-5



Coarse wood, free of nails (<175mm), firewood (diameter <175mm).

JS1617K





Pack Quantity	L mm	I mm	H mm	K mm	TS mm	TPI		ORDER NO. Universal Shank
5	300	280	19	1,25	8,5	3	10	JS1617K-5



Coarse wood, free of nails (<250mm), pruning green wood (diameter <250mm).

JS644D



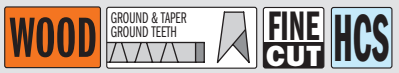

Pack Quantity	L mm	I mm	H mm	K mm	TS mm	TPI		ORDER NO. Universal Shank
5	150	130	19	1,25	4,3	6	10	JS644D-5



Cuts construction wood (<100mm), wooden wall panels (<100mm), chipboard, MDF (6~60mm), plywood, plastic (<100mm). Special for plunge cutting.

JS1531L



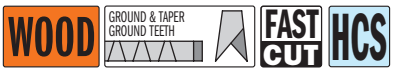

Pack Quantity	L mm	I mm	H mm	K mm	TS mm	TPI		ORDER NO. Universal Shank
5	240	220	19	1,50	5	5	10	JS1531L-5



Coarse wood, free of nails (<190mm), pruning green wood (diameter <190mm), firewood (diameter <190mm).

JS2345X





Pack Quantity	L mm	I mm	H mm	K mm	TS mm	TPI		ORDER NO. Universal Shank
5	200	180	19	1,25	2,4-4	6-10	10	JS2345X-5



Cuts construction wood (<150mm), chipboard, MDF (6~60mm), plywood, plastic (<150mm), wooden wall (<150mm). Effortless fine cutting.

JS611DF



WOOD&METAL | MILLED & SIDE SET TEETH | EASY CUT | LONG LIFE | BIM 8% Co

Pack Quantity	L mm	I mm	H mm	K mm	TS mm	TPI		ORDER NO. Universal Shank
5	150	130	19	1,25	4,3	6	10	JS611DF-5

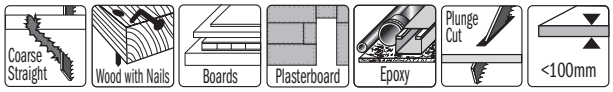

Cuts wood with nails/embedded metal (<100mm), plastic profiles (<100mm), fiberglass and epoxy (<50mm), wood and metal window frames.
Special for plunge cutting.

JS711DF



WOOD&METAL | MILLED & SIDE SET TEETH | EASY CUT | LONG LIFE | BIM 8% Co

Pack Quantity	L mm	I mm	H mm	K mm	TS mm	TPI		ORDER NO. Universal Shank
5	150	130	12	1,25	4,3	6	10	JS711DF-5

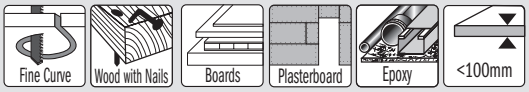

Cuts wood with nails/embedded metal (<100mm), fiberglass and epoxy (<50mm). Excellent for curved cuts.

JS1111DF



WOOD&METAL | MILLED & SIDE SET TEETH | EASY CUT | LONG LIFE | BIM 8% Co

Pack Quantity	L mm	I mm	H mm	K mm	TS mm	TPI		ORDER NO. Universal Shank
5	225	205	19	1,25	4,3	6	10	JS1111DF-5
20	225	205	19	1,25	4,3	6	5	JS1111DF-20

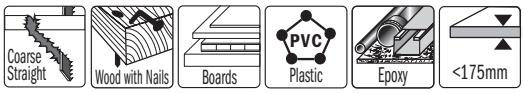

For cutting wood with nails/embedded metal, chipboard (<175mm), plastic profiles (<175mm), fiberglass and epoxy (<50mm).

JS1411DF



WOOD&METAL | MILLED & SIDE SET TEETH | EASY CUT | LONG LIFE | BIM 8% Co

Pack Quantity	L mm	I mm	H mm	K mm	TS mm	TPI		ORDER NO. Universal Shank
5	300	280	19	1,25	4,3	6	10	JS1411DF-5

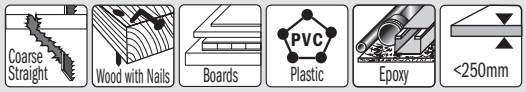

Cuts wood with nails/embedded metal, chipboard (<250mm), fiberglass and epoxy (<60mm).

JS610VF



WOOD&METAL | MILLED & SIDE SET TEETH | DEMOLITION | XTREME CUT | BIM 8% Co

Pack Quantity	L mm	I mm	H mm	K mm	TS mm	TPI		ORDER NO. Universal Shank
5	150	130	22	1,60	3,2-5	5-8	10	JS610VF-5



Cuts wood with nails/metal, wood, chipboard (<100mm), fiberglass and epoxy (<100mm), wood and metal wall cut-outs, (<100mm).
Excellent for rescue/demolition work.

JS1110VF



WOOD&METAL · MILLED & SIDE SET TEETH · DEMOLITION · XTREME CUT · BIM 8% Co

Pack Quantity	L mm	I mm	H mm	K mm	TS mm	TPI		ORDER NO. Universal Shank
5	225	205	22	1,60	3,2-5	5-8	10	JS1110VF-5
20	225	205	22	1,60	3,2-5	5-8	5	JS1110VF-20



For cutting wood with nails/embedded metal, chipboard (<175mm), fiberglass and epoxy, wood and metal wall cut-outs (<175mm). For rescue and demolition work.

JS1210VF



WOOD&METAL · MILLED & SIDE SET TEETH · DEMOLITION · XTREME CUT · BIM 8% Co

Pack Quantity	L mm	I mm	H mm	K mm	TS mm	TPI		ORDER NO. Universal Shank
5	300	280	22	1,60	3,2-5	5-8	10	JS1210VF-5



Cuts wood with nails/embedded metal, wood, chipboard (<250mm), fiberglass and epoxy (<250mm), wood and metal wall cut-outs (<250mm).

JS3456XF



WOOD&METAL · MILLED & SIDE SET TEETH · XTREME CUT · LONG LIFE · FAST CUT · BIM 8% Co

Pack Quantity	L mm	I mm	H mm	K mm	TS mm	TPI		ORDER NO. Universal Shank
5	200	180	19	1,25	2,1-4,3	6-12	10	JS3456XF-5
20	200	180	19	1,25	2,1-4,3	6-12	5	JS3456XF-20

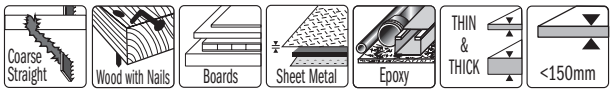

For cutting wood with nails/embedded metal (<150mm), sheet metal, pipe and aluminium profiles from (3~18mm) in thickness, fiberglass and epoxy (<150mm).

JS5678XF

new



WOOD&METAL · MILLED & SIDE SET TEETH · XTREME CUT · LONG LIFE · FAST CUT · BIM 8% Co

Pack Quantity	L mm	I mm	H mm	K mm	TS mm	TPI		ORDER NO. Universal Shank
5	225	205	25	1,27	2,1-4,3	6-12	10	JS5678XF-5
20	225	205	25	1,27	2,1-4,3	6-12	5	JS5678XF-20

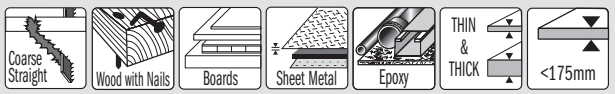

For cutting wood with nails or metal, chipboard (<175mm), sheet metal, aluminium profiles (3-18mm), glass fibre reinforced plastic/epoxy (<175mm).

JS725VFR



WOOD&METAL · MILLED & SIDE SET TEETH · DEMOLITION · EASY CUT · LONG LIFE · BIM 8% Co

Pack Quantity	L mm	I mm	H mm	K mm	TS mm	TPI		ORDER NO. Universal Shank
5	200	180	19	1,27	2,1-3,2	8-12	10	JS725VFR-5
20	200	180	19	1,27	2,1-3,2	8-12	5	JS725VFR-20



Special saw blade for pallet repair. Cutting depth <150mm. Optimized for reduced vibration.

JS922HF



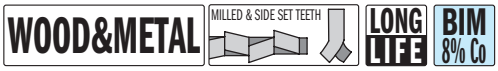

Pack Quantity	L mm	I mm	H mm	K mm	TS mm	TPI		ORDER NO. Universal Shank
5	150	130	19	0,90	2,5	10	10	JS922HF-5

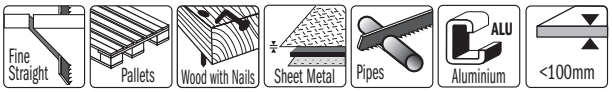

For pallet repair, wood with nails/embedded metal (<100mm), sheet metal, pipe, aluminium profiles (3~12mm).

JS1122HF



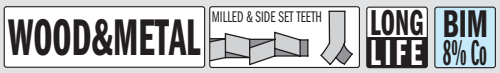

Pack Quantity	L mm	I mm	H mm	K mm	TS mm	TPI		ORDER NO. Universal Shank
5	225	205	19	0,90	2,5	10	10	JS1122HF-5
20	225	205	19	0,90	2,5	10	5	JS1122HF-20

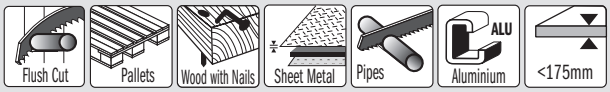

For pallet repair, wood with nails/embedded metal (<175mm), sheet metal, pipe, aluminium profiles (3~12mm). Flexible flush cutting.

JS922VF



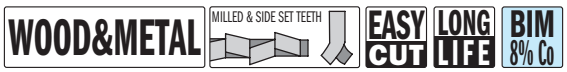

Pack Quantity	L mm	I mm	H mm	K mm	TS mm	TPI		ORDER NO. Universal Shank
5	150	130	19	0,90	1,8-2,6	10-14	10	JS922VF-5



Cuts wood with nails/embedded metal (<100mm), sheet metal, pipe and aluminium profiles (3~10mm), fiberglass and epoxy (<100mm).

JS1122VF



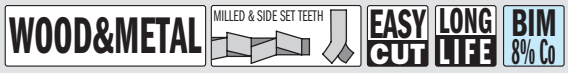

Pack Quantity	L mm	I mm	H mm	K mm	TS mm	TPI		ORDER NO. Universal Shank
5	225	205	19	0,90	1,8-2,6	10-14	10	JS1122VF-5



Cuts wood with nails/embedded metal (<175mm), sheet metal, aluminium profiles (3~10mm), fiberglass and epoxy (<175mm). Flexible flush cutting.

JS1222VF



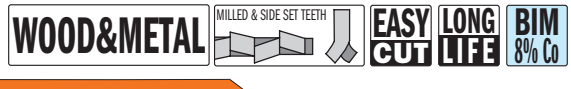

Pack Quantity	L mm	I mm	H mm	K mm	TS mm	TPI		ORDER NO. Universal Shank
5	300	280	19	0,90	1,8-2,6	10-14	10	JS1222VF-5



Cuts wood with nails/embedded metal (<250mm), sheet metal, aluminium profiles (3~10mm), fiberglass and epoxy (<250mm). Flexible flush cutting

JS956XHM

HW TOOTH

new



WOOD&METAL EXTRA LONG LIFE DEMOLITION HW

Pack Quantity	L mm	I mm	H mm	K mm	TS mm	TPI		ORDER NO. Universal Shank
1	150	130	24	1,2	3-4	6-8	10	JS956XHM-3



For cutting wood with nails or metal (nails/metal hardness up to 40 HRC), repairing pallets, plasterboard, plastics, glass fibre reinforced plastic/epoxy, fibre cement (<100mm). For rescue and demolition work.

JS1156XHM

HW TOOTH

new



WOOD&METAL EXTRA LONG LIFE DEMOLITION HW

Pack Quantity	L mm	I mm	H mm	K mm	TS mm	TPI		ORDER NO. Universal Shank
1	225	205	24	1,2	3-4	6-8	10	JS1156XHM-3



For cutting wood with nails or metal (nails/metal hardness up to 40 HRC), repairing pallets, plasterboard, plastics, glass fibre reinforced plastic/epoxy, fibre cement (<175 mm). For rescue and demolition work.

JS955CHM

HW TOOTH

new



METAL EXTRA LONG LIFE HW

Pack Quantity	L mm	I mm	H mm	K mm	TS mm	TPI		ORDER NO. Universal Shank
1	150	130	24	1,2	3	8	10	JS955CHM-3



For cutting thick sheet metal (4-12mm), pipes & profiles (<100mm), plastics, glass fibre reinforced plastic/epoxy, fibre cement (<100mm), wood with nails or metal.

JS1155CHM

HW TOOTH

new



METAL EXTRA LONG LIFE LONG LIFE FAST CUT HW

Pack Quantity	L mm	I mm	H mm	K mm	TS mm	TPI		ORDER NO. Universal Shank
1	225	205	24	1,2	3	8	10	JS1155CHM-3



For cutting thick sheet metal (4-12mm), pipes & profiles (<175mm), plastics, glass fibre reinforced plastic/epoxy, fibre cement (<175mm), wood with nails or metal.

JS920CF



METAL MILLED & SIDE SET TEETH DEMOLITION XTREME CUT LONG LIFE BIM 8% Co

Pack Quantity	L mm	I mm	H mm	K mm	TS mm	TPI		ORDER NO. Universal Shank
5	150	130	22	1,60	2,9	9	10	JS920CF-5



Cuts thick sheet metal (4~12mm), thick-walled pipe and profiles (<100mm). Ideal for pipe cutting, for rescue/demolition work. Powerful coarse cutting.

JS1120CF





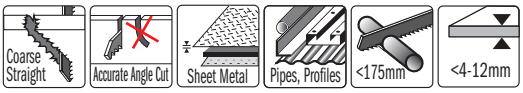

Pack Quantity	L mm	I mm	H mm	K mm	TS mm	TPI		ORDER NO. Universal Shank
5	225	205	22	1,60	2,9	9	10	JS1120CF-5
20	225	205	22	1,60	2,9	9	5	JS1120CF-20

For cutting thick sheet metal (4~12mm), thick-walled pipe and profiles (<175mm). Ideal for pipe cutters, for rescue/demolition work. Powerful coarse cutting.

JS123XF





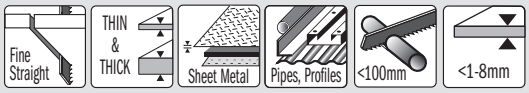

Pack Quantity	L mm	I mm	H mm	K mm	TS mm	TPI		ORDER NO. Universal Shank
5	150	130	19	0,90	1,8-3,2	8-14	10	JS123XF-5

Cuts thin sheet metal (1~8mm) pipes and profiles (diameter <100mm).

JS925VF







Pack Quantity	L mm	I mm	H mm	K mm	TS mm	TPI		ORDER NO. Universal Shank
5	150	130	19	1,25	1,8-2,6	10-14	10	JS925VF-5

Cuts medium-thick to thick sheet metal (2~10mm), thin and thick-walled pipe and profiles (<100mm). Ideal for demolition work in metal. Fine effortless cutting.

JS1025VF







Pack Quantity	L mm	I mm	H mm	K mm	TS mm	TPI		ORDER NO. Universal Shank
5	200	180	19	1,25	1,8-2,6	10-14	10	JS1025VF-5

Cuts medium-thick to thick sheet metal (2~10mm), thin and thick-walled pipe and profiles (<150mm). Ideal for demolition work on metal. Fine effortless cutting.

JS1125VF







Pack Quantity	L mm	I mm	H mm	K mm	TS mm	TPI		ORDER NO. Universal Shank
5	225	205	19	1,25	1,8-2,6	10-14	10	JS1125VF-5

Cuts medium-thick to thick sheet metal (2~10mm), thin and thick-walled pipe and profiles (<175mm). Ideal for demolition work on metal. Fine effortless cutting.

JS1225VF







Pack Quantity	L mm	I mm	H mm	K mm	TS mm	TPI		ORDER NO. Universal Shank
5	300	280	19	1,25	1,8-2,6	10-14	10	JS1225VF-5

Cuts medium-thick to thick sheet metal (2~10mm), thin and thick-walled pipe and profiles (<250mm). Ideal for demolition work in metal. Fine effortless cutting.

JS922BF



METAL · MILLED & WAVY SET TEETH · LONG LIFE · FAST CUT · BIM 8% Co

Pack Quantity	L mm	I mm	H mm	K mm	TS mm	TPI		ORDER NO. Universal Shank
5	150	130	19	0,90	1,8	14	10	JS922BF-5
20	150	130	19	0,90	1,8	14	5	JS922BF-20



Cuts thin sheet metal (3~8mm), thin pipe and profiles (diameter <100mm). Fine effortless cutting.

JS1122BF



METAL · MILLED & WAVY SET TEETH · LONG LIFE · FAST CUT · BIM 8% Co

Pack Quantity	L mm	I mm	H mm	K mm	TS mm	TPI		ORDER NO. Universal Shank
5	225	205	19	0,90	1,8	14	10	JS1122BF-5
20	225	205	19	0,90	1,8	14	5	JS1122BF-20



Cuts thin sheet metal (3~8mm), thin pipe and profiles (diameter <175mm). Fine effortless cutting. Flexible flush cuts.

JS922EF



METAL · MILLED & WAVY SET TEETH · LONG LIFE · BIM 8% Co

Pack Quantity	L mm	I mm	H mm	K mm	TS mm	TPI		ORDER NO. Universal Shank
5	150	130	19	0,90	1,4	18	10	JS922EF-5
20	150	130	19	0,90	1,4	18	5	JS922EF-20



Cuts thin sheet metal (1,5~4mm), pipe and profiles (diameter <100mm).

JS1122EF



METAL · MILLED & WAVY SET TEETH · LONG LIFE · BIM 8% Co

Pack Quantity	L mm	I mm	H mm	K mm	TS mm	TPI		ORDER NO. Universal Shank
5	225	205	19	0,90	1,4	18	10	JS1122EF-5
20	225	205	19	0,90	1,4	18	5	JS1122EF-20



Cuts thin sheet metal (1,5~4mm), pipe and profiles (diameter <175mm). Flexible flush cuts.

JS922AF



METAL · MILLED & WAVY SET TEETH · EASY CUT · FINE CUT · LONG LIFE · BIM 8% Co

Pack Quantity	L mm	I mm	H mm	K mm	TS mm	TPI		ORDER NO. Universal Shank
5	150	130	19	0,90	1	24	10	JS922AF-5



Cuts thin sheet metal (0,7~3mm), fine pipe and profiles (diameter <100mm). Effortless fine cuts.

JS1122AF



METAL · MILLED & WAVY SET TEETH · EASY CUT · FINE CUT · LONG LIFE · BIM 8% Co

Pack Quantity	L mm	I mm	H mm	K mm	TS mm	TPI		ORDER NO. Universal Shank
5	225	205	19	0,90	1	24	10	JS1122AF-5



Cuts thin sheet metal (0,7~3mm), fine pipe and profiles (diameter <175mm). Effortless fine cuts.

JS641HM

HW TOOTH

SPECIAL | EASY CUT | FINE CUT | EXTRA LONG LIFE | HW



Pack Quantity	L mm	I mm	H mm	K mm	TS mm	TPI		ORDER NO. Universal Shank
2	150	130	19	1,25	4,3	6	25	JS641HM-2

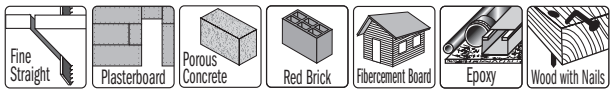

Cuts porous concrete, red brick, fiber cement, plasterboard, fiber rienforced plastic and epoxy (<100mm), wood & nails, ETERNIT®, MDF.

JS1141HM

HW TOOTH

new

SPECIAL | EXTRA LONG LIFE | FAST CUT | HW



Pack Quantity	L mm	I mm	H mm	K mm	TS mm	TPI		ORDER NO. Universal Shank
1	225	205	22	1,2	8,5	3	10	JS1141HM-2

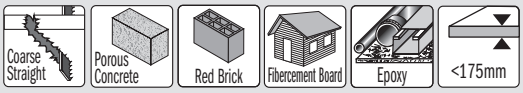

For cutting porous concrete, red brick, fibre cement (10-175mm), glass fibre reinforced plastic/epoxy (<100mm). Fast Cut.

JS1241HM

HW TOOTH

new

SPECIAL | EXTRA LONG LIFE | FAST CUT | HW



Pack Quantity	L mm	I mm	H mm	K mm	TS mm	TPI		ORDER NO. Universal Shank
1	300	280	22	1,5	8,5	3	25	JS1241HM-2

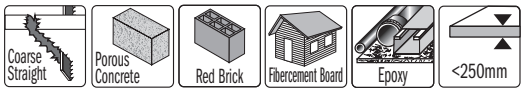

For cutting porous concrete, red brick, fibre cement (10-250mm), glass fibre reinforced plastic/epoxy (<100mm). Fast Cut.

JS1243HM

HW TOOTH

SPECIAL | LONG LIFE | FAST CUT | HW



Pack Quantity	L mm	I mm	H mm	K mm	TS mm	TPI		ORDER NO. Universal Shank
1	305	250	50	1,50	12,7	2	25	JS1243HM

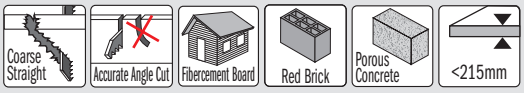

Cuts medium-sized brick up to 215mm in thickness.

JS2243HM

HW TOOTH

SPECIAL | LONG LIFE | FAST CUT | HW



Pack Quantity	L mm	I mm	H mm	K mm	TS mm	TPI		ORDER NO. Universal Shank
1	455	400	50	1,50	12,7	2	25	JS2243HM

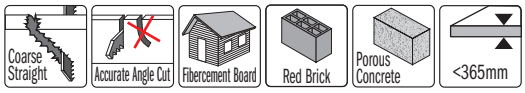

Cuts large brick up to 365mm in thickness.

Brand names mentioned in CMT products are the property of their respective owners (see back cover)

www.dahm.no

CMT ORANGE TOOLS®

JS1211K

new

SPECIAL FAST CUT INOX



Pack Quantity	L mm	I mm	H mm	K mm	TS mm	TPI		ORDER NO. Universal Shank
5	300	275	19	1,2	8,5	3	10	JS1211K-5

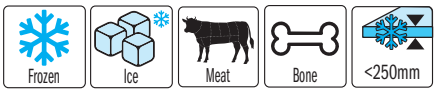

Ideal for sectioning and cutting meat, bone, frozen products and ice up to 250mm in thickness.

25-Piece Reciprocating Saw Blade Set

new

JS025



5 PCS	KS1122EF BIM	METAL	TPI 18 1.4mm	Fine Straight	Sheet Metal	Flush cut	Pipes, profiles	<175mm	<1-5-4mm <1/16"-5/32"	LONG LIFE
5 PCS	KS1122HF BIM	WOOD & NAILS	TPI 10 2.5mm	Wood with nails	Sheet Metal	Flush cut	Pallets	Pipes	<175mm <6-7/8"	LONG LIFE
5 PCS	KS1531L HCS	WOOD	TPI 5 5mm	Coarse Straight	Nail-free coarse wood	Pruning	<190mm <7-1/2"	FAST CUT		
5 PCS	KS1111DF BIM	WOOD & NAILS	TPI 6 4.3mm	Wood with nails	Boards	PVC Plastic	Epoxy	<175mm <6-7/8"	EASY CUT	LONG LIFE
5 PCS	KS3456XF BIM	WOOD & NAILS	TPI 6-12 2.1-4.3mm	Wood with nails	Boards	Sheet Metal	Epoxy	THIN & THICK	<150mm <5/7-8"	LONG LIFE

Handle for Reciprocating Saw

new

JS001

Handle for reciprocating saw blades with 12.7mm (1/2") universal shank.
Practical, functional, ergonomic and featuring non-slip material.
Screw for mechanical fastening.



Description	ORDER NO.
Handle for reciprocating saw	JS001

Tools for Multi-Cutters



PRODUCTS	PAGE
STARLOCK®/STARLOCKPLUS®/STARLOCKMAX® Arbors	
Radial Saw Blades for Multi-Mat & Wood&Metal	99
Plunge Cut & Precision for Wood	100~102
Plunge Cut for Wood&Nails	102~105
Blades for Wood&Metal	103-104
Blades for Metal	105
Blades for Masonry	106
Rasp & Saw for Masonry	107
Scraper for Multi-Mat	108
Blades for Special Materials	109
Sets for Multi-Cutters	109
Delta Sanding Pad	110
Polishing Fleece	110
Sandpaper Sheet	110



Universal/SuperCut Arbors	
Plunge Cut & Precision for Wood	112-113
Radial Saw Blade for Wood	114
Plunge & Flush-Cut for Wood&Metal	114~116
Radial Saw Blade for Wood&Metal	116
Scraper for Multi-Mat	117
Radial Saw Blade for Masonry	117-118
Rasp & Saw for Masonry	118-119
Carbide Grit Mortar Remover for Masonry	118
Delta Sanding Pad	119
Sets for Multi-Cutters	120
CMT11 Oscillating Multi-Tool	381





MAXIMIZE YOUR PERFORMANCE!

HCS — **HIGH CARBON STEEL**
for cutting wood and plastic.

BIM 8% Co — **BI-METAL WITH 8% COBALT**
for cutting metal, nail embedded wood and plastic.

BIM TiN — **BI-METAL WITH 8% COBALT WITH TITANIUM COATING**
for cutting metal, nail embedded wood and plastic, providing extreme performance and 30% longer lifetime.

HW — **TUNGSTEN CARBIDE TIPPED**
for cutting wood, screws and nails, fiber cement board, plasterboard, plastic, sheet metal, copper, aluminium and stainless steel. Doubles tool lifetime.

CARBIDE GRIT — **TUNGSTEN CARBIDE GRIT COATED**
for routing joints and grooves, smaller cutouts, and routing recesses in a variery of materials: tiles, plasterboard, porous concrete, construction materials, epoxy and fiberglass.

GRIT — **DIAMOND GRIT COATED**
for routing joints and grooves, smaller cutouts, and routing recesses in a variety of materials: tiles, plasterboard, porous concrete, construction materials, epoxy and fiberglass. Extreme performance and longer lifetime.

®Brand names mentioned in CMT products are the property of their respective owners (see back cover).

Sawing & Cutting



















®Brand names mentioned in CMT products are the property of their respective owners (see back cover)

www.dahm.no

Cutting & Scraping







Grinding, Rasping & Separating





MULTI MATERIALS



Sanding & Polishing





APPLICATIONS

- GRINDING
- SAWING
- JOINT CLEANING
- PLASTIC CUTTING
- CARPET REMOVAL
- PLUNGE CUTTING
- WOOD CUTTING
- CUTTING LAMINATE SHEETS
- TUBE TRIMMING
- NAIL CUTTING

®Brand names mentioned in CMT products are the property of their respective owners (see back cover)

www.dahm.no

THE RIGHT BLADE FOR THE BEST RESULTS!

Quick reference charts and pictograms help you choose the right blade for your application.

WOOD | WOOD&NAILS | WOOD&METAL | METAL | MULTI-MAT | MASONRY



STARLOCK®: THE NEW SYSTEM FOR MULTI-CUTTER POWER TOOLS

STARLOCK® enables extremely reliable and fast accessory changes in a record time of less than 3 seconds. It also guarantees a secure fit and therefore maximum power transfer. The result: up to around 35% faster performance depending on the accessory, noticeably improved precision and reduced noise. To protect the individual tools from overload and damage, the system is divided into 3 performance classes: **STARLOCK®, STARLOCKPLUS®** and **STARLOCKMAX®**. The performance potential of a multi-cutter tool can only be fully exploited with the right accessories.
The exceptional quality and service life of our accessories combined with the perfect results delivers excellent value for money.

POWERTOOL COMPATIBILITY CHART FOR CMT MULTI-CUTTER ACCESSORIES	STARLOCK  SL	STARLOCK PLUS  SLP	STARLOCK MAX  SLM
AEG®	●		
BOSCH®	●	●	●
CMT®	●		
CRAFTSMAN®	●	●	
DEWALT®	●		
DREMEL®	●		
EINHELL®	●		
FEIN® MULTITALENT®/MULTIMASTER®	●	●	
FEIN® SUPERCUT AUTOMOTIVE/CONSTRUCTION	●	●	●
FESTOOL® VECTURO®	●	●	●
HITACHI®	●		
MAKITA®	●	●	
METABO®	●		
MILWAUKEE®	●	●	
RIDGID®	●		
ROCKWELL®	●	●	
RYOBI®	●	●	
SKIL®	●	●	
WORX®	●		

Some brands may require an adapter

®Brand names mentioned in CMT products are the property of their respective owners (see back cover)

www.dahm.no

OMF113 STARLOCK



85mm Radial Saw Blade for Soft Materials, Segmented

MULTI-MAT HCS



Features: HCS with hardened teeth.

Material: Soft materials only.

Application: Segmented, ideal for corners, edges, flush to the surface. Ideal for corners and edges.

Pack Quantity	W mm	K mm	TS mm	TPI		ORDER NO. STARLOCK®
1 in clamshell	85	0,8	1,5	17	100	**OMF113-X1**
5 in clamshell	85	0,8	1,5	17	15	**OMF113-X5**

OMF106 STARLOCK



85mm Radial Saw Blade for Wood&Metal, Segmented

WOOD&METAL HSS



Features: HSS with metal toothing. Clean and narrow cutting line.

Material: Suitable for applications on plastic, fibreglass, wood, glazing compound, brass, bronze, GFRP, non-ferrous materials and sheet metal up to 2mm in thickness.

Application: Wide range of applications. Ideal for corners and edge work as well as finishing cuts.

Pack Quantity	W mm	K mm	TS mm	TPI		ORDER NO. STARLOCK®
1 in clamshell	85	0,7	1,34	19	100	**OMF106-X1**
5 in clamshell	85	0,7	1,34	19	50	**OMF106-X5**

OMF174 STARLOCK



85mm Circular Saw Blade for Wood&Metal. Long Life

WOOD&METAL BIM 8% Co



Features: Reinforced teeth with Bi-metal 8% Cobalt for long life.

Material: For sheet metal up to 2mm, plastics, fiberglass, CFRP, wood, glazing compound, brass, bronze.

Application: Circular shape for increased cost-effectiveness.

Pack Quantity	W mm	K mm	TS mm	TPI		ORDER NO. STARLOCK®
1 in clamshell	85	0,7	1,27	20	100	**OMF174-X1**
5 in clamshell	85	0,7	1,27	20	50	**OMF174-X5**

®Brand names mentioned in CMT products are the property of their respective owners (see back cover)

www.dahm.no

OMF133 STARLOCK



35mm Plunge Cut Blade for Wood

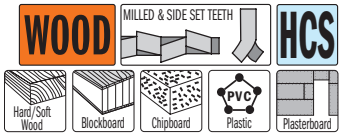

Features: HCS hardened fine teeth. Narrow waisted to ensure good swarf removal.

Material: For all wood products, plasterboard and plastics.

Application: Wide range of applications: outstanding cutting speed and quality.

Pack Quantity	W mm	I mm	TS mm	TPI		ORDER NO. STARLOCK®
1 in clamshell	35	50	1,4	18	70	**OMF133-X1**
5 in clamshell	35	50	1,4	18	34	**OMF133-X5**
50 in masterpack	35	50	1,4	18	8	**OMF133-X50**

OMF126 STARLOCK





JAPANESE TOOTHING

35mm Precision Cut Blade with Japanese Toothing for Wood

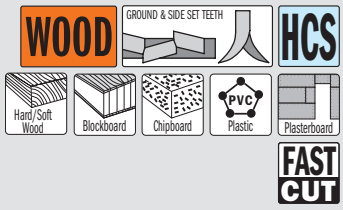

Features: HCS hardened featuring double-row pattern "Japanese toothing".

Material: For wood products, plasterboard and soft plastics.

Application: Excellent cutting quality and speed and outstanding precision.

Pack Quantity	W mm	I mm	TS mm	TPI		ORDER NO. STARLOCK®
1 in clamshell	35	50	1,75	14	70	**OMF126-X1**
5 in clamshell	35	50	1,75	14	34	**OMF126-X5**
50 in masterpack	35	50	1,75	14	8	**OMF126-X50**

OMF233 STARLOCK





JAPANESE TOOTHING

45mm Precision Cut Blade with Japanese Toothing for Wood

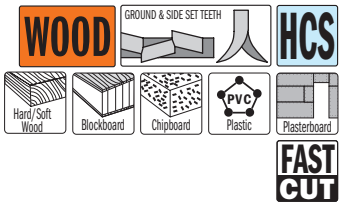

Features: HCS hardened featuring double-row pattern "Japanese toothing".

Material: For all wood products, plasterboard and soft plastics.

Application: Excellent cutting quality and speed, outstanding precision. Medium width waist for a wide range of applications.

Pack Quantity	W mm	I mm	TS mm	TPI		ORDER NO. STARLOCK®
1 in clamshell	45	50	1,75	14	70	**OMF233-X1**
5 in clamshell	45	50	1,75	14	34	**OMF233-X5**
50 in masterpack	45	50	1,75	14	8	**OMF233-X50**

®Brand names mentioned in CMT products are the property of their respective owners (see back cover)

www.dahm.no

OMF230 STARLOCK

65mm Precision Cut Blade with Japanese Toothing for Wood





JAPANESE TOOTHING

FEATURES: HCS hardened featuring Japanese toothing.

MATERIAL: For all wood products up to 50mm, plasterboard and soft plastics.

APPLICATION: Excellent cutting quality and speed and outstanding precision. Medium width for a variety of applications.

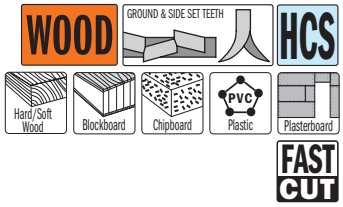

Pack Quantity	W mm	I mm	TS mm	TPI		ORDER NO. STARLOCK®
1 in clamshell	65	50	1,75	14	70	**OMF230-X1**
5 in clamshell	65	50	1,75	14	34	**OMF230-X5**
50 in masterpack	65	50	1,75	14	8	**OMF230-X50**

OMF205 STARLOCK

35mm Precision Cut Blade with Japanese toothing for Wood. Long Life





JAPANESE TOOTHING
Reduced tooth height for longer lifetime

FEATURES: Reinforced teeth with Bi-metal 8% Cobalt featuring double-row "Japanese toothing". Guaranteed long life.

MATERIAL: For all wood materials up to 50mm, plasterboard and soft plastics.

APPLICATION: Wide range of applications. Medium width waist for outstanding cutting quality and speed.

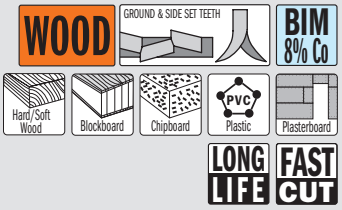

Pack Quantity	W mm	I mm	TS mm	TPI		ORDER NO. STARLOCK®
1 in clamshell	35	50	1,75	14	70	**OMF205-X1**
5 in clamshell	35	50	1,75	14	34	**OMF205-X5**
50 in masterpack	35	50	1,75	14	8	**OMF205-X50**

OMF232 STARLOCK

45mm Precision Cut Blade with Japanese Toothing for Wood. Long Life





JAPANESE TOOTHING
Reduced tooth height for longer lifetime

FEATURES: Reinforced teeth with Bi-metal 8% Cobalt featuring double-row "Japanese toothing". Guaranteed longlife.

MATERIAL: For all wood products up to 50mm, blockboard, plasterboard and soft plastics.

APPLICATION: Wide range of applications. Medium width waist for outstanding cutting speed and maximum precision.

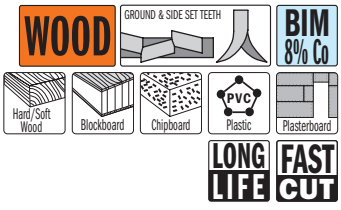

Pack Quantity	W mm	I mm	TS mm	TPI		ORDER NO. STARLOCK®
1 in clamshell	45	50	1,75	14	70	**OMF232-X1**
5 in clamshell	45	50	1,75	14	34	**OMF232-X5**
50 in masterpack	45	50	1,75	14	8	**OMF232-X50**

®Brand names mentioned in CMT products are the property of their respective owners (see back cover)

www.dahm.no

OMF229 STARLOCK

65mm Precision Cut Blade with Japanese Toothing for Wood. Long Life



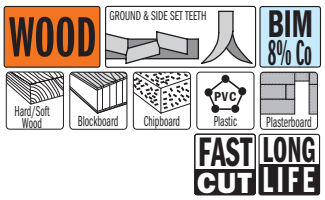

Features: Reinforced teeth with Bi-metal 8% Cobalt featuring double-row "Japanese Toothing". Guaranteed long life.

Material: For wood up to 50mm, plasterboard and soft plastics.

Application: Wide range of applications. Extra wide cutting edge for maximum cutting performance. For long, straight cuts.

Pack Quantity	W mm	I mm	TS mm	TPI		ORDER NO. STARLOCK®
1 in clamshell	65	50	1,75	14	70	**OMF229-X1**
5 in clamshell	65	50	1,75	14	34	**OMF229-X5**
50 in masterpack	65	50	1,75	14	8	**OMF229-X50**



JAPANESE TOOTHING
Reduced tooth height for longer lifetime

OMF208 STARLOCK PLUS

65mm Precision Cut Blade with Japanese Toothing for Wood. Long Life



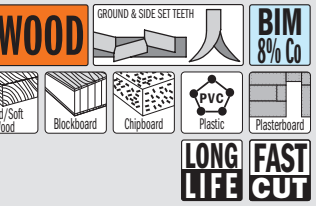

Features: Reinforced teeth with Bi-metal 8% Cobalt featuring double-row "Japanese Toothing". Guaranteed long life.

Material: For wood up to 50mm, plasterboard and soft plastics.

Application: Wide range of applications. Extra wide cutting edge for maximum cutting performance. For long, straight cuts.

Pack Quantity	W mm	I mm	TS mm	TPI		ORDER NO. STARLOCKPLUS®
1 in clamshell	65	50	1,75	14	70	**OMF208-X1**
5 in clamshell	65	50	1,75	14	34	**OMF208-X5**
50 in masterpack	65	50	1,75	14	8	**OMF208-X50**



JAPANESE TOOTHING
Reduced tooth height for longer lifetime

OMF184 STARLOCK

10mm Plunge Cut Blade for Wood & Nails. Long Life



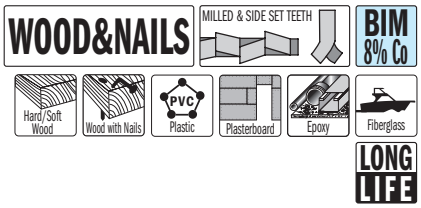

Features: Reinforced teeth with Bi-metal 8% Cobalt. Long life.

Material: For wood and wood with embedded nails up to 5mm, porous cement, plasterboard, and plastics.

Application: Extremely robust. Short and narrow shape ideal for tight groove work.

Pack Quantity	W mm	I mm	TS mm	TPI		ORDER NO. STARLOCK®
1 in clamshell	10	30	1,4	18	70	**OMF184-X1**
5 in clamshell	10	30	1,4	18	34	**OMF184-X5**
50 in masterpack	10	30	1,4	18	8	**OMF184-X50**

®Brand names mentioned in CMT products are the property of their respective owners (see back cover)

www.dahm.no

OMF183 STARLOCK

20mm Plunge Cut Blade for Wood & Nails. Long Life



FEATURES: Reinforced teeth with Bi-metal 8% Cobalt. Long life.

MATERIAL: For wood and wood with embedded nails up to 5mm, porous cement, plasterboard and plastics.

APPLICATION: Extremely robust. Short and narrow shape ideal for tight groove work.

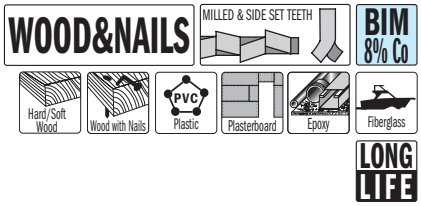

Pack Quantity	W mm	I mm	TS mm	TPI		ORDER NO. STARLOCK®
1 in clamshell	20	34	1,4	18	70	**OMF183-X1**
5 in clamshell	20	34	1,4	18	34	**OMF183-X5**
50 in masterpack	20	34	1,4	18	8	**OMF183-X50**

OMF222 STARLOCK

28mm Plunge Cut Blade for Wood & Metal. Long Life



FEATURES: Reinforced teeth with Bi-metal 8% Cobalt for long life. Milled & wavy universal toothing.

MATERIAL: For sheet metal up to 2mm, wood products, plasterboard and soft plastics, non-ferrous pipe and profiles such as copper, aluminum and brass.

APPLICATION: Wide range of applications. Narrow waist means outstanding cutting speed and excellent swarf evacuation.

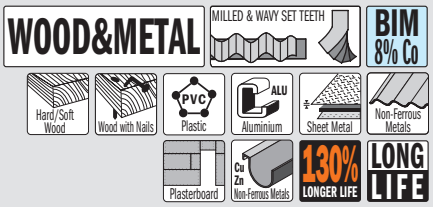

Pack Quantity	W mm	I mm	TS mm	TPI		ORDER NO. STARLOCK®
1 in clamshell	28	55	1,4	18	70	**OMF222-X1**
5 in clamshell	28	55	1,4	18	34	**OMF222-X5**
50 in masterpack	28	55	1,4	18	8	**OMF222-X50**



WAVY UNIVERSAL TOOTHING

OMF160 STARLOCK

35mm Plunge Cut Blade for Wood & Nails. Long Life



FEATURES: Reinforced teeth with Bi-metal 8% Cobalt. Long life.

MATERIAL: For wood and wood with embedded nails up to 5mm, porous cement, plasterboard, and plastics.

APPLICATION: Wide range of applications. Medium width waisted shape for optimum cutting quality and speed. Good swarf removal.

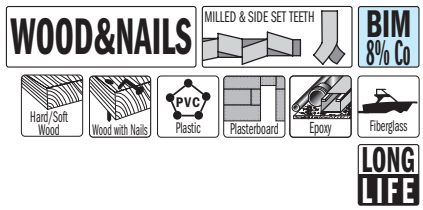

Pack Quantity	W mm	I mm	TS mm	TPI		ORDER NO. STARLOCK®
1 in clamshell	35	50	1,4	18	70	**OMF160-X1**
5 in clamshell	35	50	1,4	18	34	**OMF160-X5**
50 in masterpack	35	50	1,4	18	8	**OMF160-X50**

Watch the video on YouTube

®Brand names mentioned in CMT products are the property of their respective owners (see back cover)

www.dahm.no

OMF223 STARLOCK

44mm Plunge Cut Blade for Wood & Metal. Long Life



FEATURES: Reinforced teeth with Bi-metal 8% Cobalt for long life. Milled & wavy universal toothing.

MATERIAL: For sheet metal up to 2mm, wood products, plasterboard, and soft plastics, non-ferrous pipe and profiles such as copper, aluminum and brass.

APPLICATION: Wide range of applications. Narrow waist means outstanding cutting speed and good swarf evacuation.

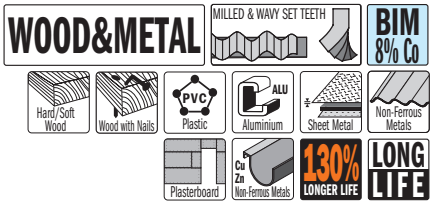

Pack Quantity	W mm	I mm	TS mm	TPI		ORDER NO. STARLOCK®
1 in clamshell	44	55	1,4	18	70	**OMF223-X1**
5 in clamshell	44	55	1,4	18	34	**OMF223-X5**
50 in masterpack	44	55	1,4	18	8	**OMF223-X50**

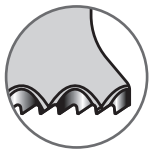

WAVY UNIVERSAL TOOTHING

OMF221 STARLOCK

50mm Plunge Cut Blade for Wood & Nails. Long Life



FEATURES: Reinforced teeth with Bi-metal 8% Cobalt. Long life.

MATERIAL: For wood and wood with embedded nails up to 5mm, porous cement, plasterboard, and plastic.

APPLICATION: Wide range of applications. Wide waisted shape for maximum cutting performance and speed. Long straight cuts.

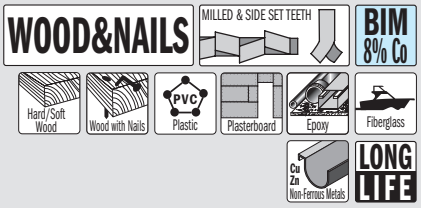

Pack Quantity	W mm	I mm	TS mm	TPI		ORDER NO. STARLOCK®
1 in clamshell	50	50	1,4	18	70	**OMF221-X1**
5 in clamshell	50	50	1,4	18	34	**OMF221-X5**
50 in masterpack	50	50	1,4	18	8	**OMF221-X50**

OMF228 STARLOCK

65mm Plunge Cut Blade for Wood & Nails. Long Life



FEATURES: Reinforced teeth with Bi-metal 8% Cobalt. Long life.

MATERIAL: For wood and wood with embedded nails up to 5mm, masonry, plasterboard and plastic.

APPLICATION: Plunge cut at any point in the material. Excellent cutting quality and speed. Wide shape for long straight cuts.

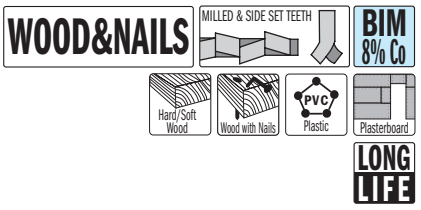

Pack Quantity	W mm	I mm	TS mm	TPI		ORDER NO. STARLOCK®
1 in clamshell	65	50	1,4	18	70	**OMF228-X1**
5 in clamshell	65	50	1,4	18	34	**OMF228-X5**
50 in masterpack	65	50	1,4	18	8	**OMF228-X50**

®Brand names mentioned in CMT products are the property of their respective owners (see back cover)

www.dahm.no

OMF161 STARLOCK PLUS



65mm Plunge Cut Blade for Wood & Nails. Long Life



Features: Reinforced teeth with Bi-metal 8% Cobalt. Long life.

Material: For wood and wood with embedded nails up to 5mm, masonry, plasterboard and plastic.

Application: Plunge cut at any point in the material. Excellent cutting quality and speed. Wide shape for long straight cuts.

Pack Quantity	W mm	I mm	TS mm	TPI		ORDER NO. STARLOCKPLUS®
1 in clamshell	65	50	1,4	18	70	**OMF161-X1**
5 in clamshell	65	50	1,4	18	34	**OMF161-X5**
50 in masterpack	65	50	1,4	18	8	**OMF161-X50**

OMF157 STARLOCK



30mm Plunge Cut Blade for Metal. Fine Cut

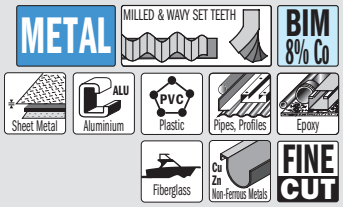

Features: Reinforced teeth with Bi-metal 8% Cobalt for long life. Thin kerf.

Material: For sheet metal up to 2mm, hard plastics, non-ferrous pipe and profiles such as copper, aluminum and brass, and fiberglass.

Application: For particularly fine, thin and precise cuts. Easy control. Medium waist for faster cutting and good swarf evacuation.

Pack Quantity	W mm	I mm	TS mm	TPI		ORDER NO. STARLOCK®
1 in clamshell	30	50	1,2	21	70	**OMF157-X1**
5 in clamshell	30	50	1,2	21	34	**OMF157-X5**
50 in masterpack	30	50	1,2	21	8	**OMF157-X50**

OMF237 STARLOCK PLUS



32mm Carbide + TiN Coating Plunge & Flush-Cut for Metal. Extra Long Life



Features: Carbide teeth with TiN coating for Extra Long life.

Material: For metal up to 40-50 HRC in hardness, plasterboard, hard plastics, fiberglass (GRP) and wood with nails.

Application: Precise and easy to control. Very thin cuts. Narrow waist for fast cuts and good chip removal.

Pack Quantity	W mm	I mm	TS mm	TPI		ORDER NO. STARLOCKPLUS®
1 in clamshell	32	60	1,2	21	70	**OMF237-X1**

®Brand names mentioned in CMT products are the property of their respective owners (see back cover)

www.dahm.no

OMF118 STARLOCK

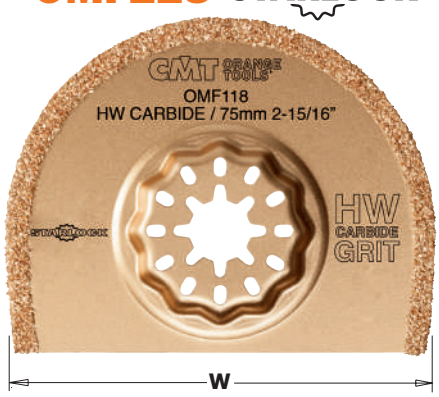

75mm Carbide Grit Radial Saw Blade, Segmented.

MASONRY · CARBIDE GRIT

Tile Joints · Porous Concrete · Solid Brick · Trass Epoxy · Red Brick

FEATURES: Carbide Grit.

MATERIAL: Segmented blade for tile joints, plasterboard, porous concrete, construction materials and cleaning teak seams on boat decks.

APPLICATION: An economical alternative to diamond tools. For cleaning very hard epoxy resin or cement jointwork, cutting out grout on walls or seams in flooring panels, grooving in porous concrete, laying concealed cables or pipes. Ideal for working close to corners and edges. Cutting edge width approx. 2,2mm.

PACK Quantity	W mm	K mm		ORDER NO. STARLOCK®
1 in clamshell	75	2,2	80	**OMF118-X1**
5 in clamshell	75	2,2	40	**OMF118-X5**

OMF125 STARLOCK



75mm Carbide Grit Radial Saw Blade, Segmented

MASONRY · CARBIDE GRIT

Tile Joints · Porous Concrete · Solid Brick · Trass Epoxy · Red Brick

FEATURES: Carbide Grit.

MATERIAL: Segmented blade for tile joints, plasterboard, porous concrete, construction materials and cleaning teak seams on boat decks.

APPLICATION: An economical alternative to diamond tools. For cleaning very hard epoxy resin or cement jointwork, cutting out grout on tiled walls or seams in flooring panels, grooving in porous concrete, laying concealed cables or pipes. Ideal for working close to corners and edges. Extra-thin cutting edge width 1,2mm.

PACK Quantity	W mm	K mm		ORDER NO. STARLOCK®
1 in clamshell	75	1,2	100	**OMF125-X1**
5 in clamshell	75	1,2	40	**OMF125-X5**

OMF114 STARLOCK



75mm Diamond Coated Radial Saw Blade, Segmented. Extra-Long Life

MASONRY · GRIT · LONG LIFE

Tile Joints · Porous Concrete · Solid Brick · Red Brick · Epoxy · Trass Epoxy

FEATURES: Segmented radial saw blade with diamond grit for extra-long lifetime.

MATERIAL: Segmented blade for tiles, plasterboard, porous concrete, construction materials and cleaning teak seams on boat decks.

APPLICATION: For frequent use and challenging jobs, cleaning very hard epoxy resin or cement jointwork, cutting out grout on tiled walls or seams in flooring panels, grooving in porous concrete, laying concealed cables or pipes. Ideal for working close to corners and edges. Cutting edge width approx. 2,2mm.

PACK Quantity	W mm	K mm		ORDER NO. STARLOCK®
1 in clamshell	75	2,2	115	**OMF114-X1**
5 in clamshell	75	2,2	56	**OMF114-X5**

®Brand names mentioned in CMT products are the property of their respective owners (see back cover)

www.dahm.no

OMF002 STARLOCK PLUS



45mm Carbide Grit Fingertip Rasp -Double-Sided

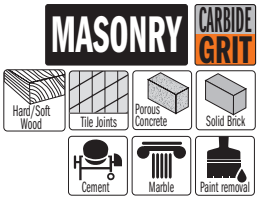

FEATURES: Carbide Grit on both sides.

MATERIAL: Abrasive rasp for tiles, plasterboard, porous concrete, stone, construction materials, wood and carpet adhesives.

APPLICATION: Wide variety of applications. Fingertip shape perfect for coarse grinding in tight corners, removal of cement, mortar and adhesive residues, scraping wood, and grinding tile adhesives, cement, stone, wood, fiberglass and plastic.

PACK Quantity	W mm	I mm		ORDER NO. STARLOCKPLUS®
1 in clamshell	33	45	250	**OMF002-X1**

OMF001 STARLOCK



80mm Carbide Grit Delta Rasp

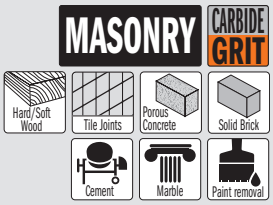

FEATURES: Carbide Grit.

MATERIAL: Triangular abrasive rasp for coarse grinding of tile adhesives, plasterboard, porous concrete, construction materialsl, wood and carpeting.

APPLICATION: Wide range of applications: For coarse grinding in tight corners, removal of cement, mortar and adhesive residues, scraping wood, and grinding tile adhesives, cement, stone, wood, fiberglass and plastic.

PACK Quantity	W mm		ORDER NO. STARLOCK®
1 in clamshell	80	250	**OMF001-X1**

OMF243 STARLOCK MAX



60mm Diamond Coated Saw Blade, Segmented. Extra-Long Life

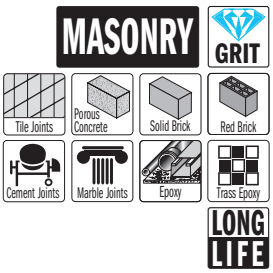

FEATURES: Diamond coated for extra-long life. Segmented.

MATERIAL: For tiles, marble, hard epoxy resins and cement grouts.

APPLICATION: Best for frequent use and challenging jobs in tight corners and edges. Efficient shape allows aggressive grinding/scraping without damaging tile. Cuts out marble and Trass concrete joints, great for sinking ducts in plaster, pumice, brick and honeycomb stone as well as autoclave aerated concrete. Cutting width approx. 2.2mm

PACK Quantity	W mm	K mm		ORDER NO. STARLOCKMAX®
1 in clamshell	60	2,2	115	**OMF243-X1**

®Brand names mentioned in CMT products are the property of their respective owners (see back cover)

www.dahm.no

OMF226 STARLOCK



52mm Rigid Scraper Blade for All Materials

MULTI-MAT

Features: Rigid Scraper in HL steel.

Application: Removes old piant layers, adhesive, carpeting, tile and mortar residues as well as rubberized protectants.

Pack Quantity	W mm	K mm		ORDER NO. STARLOCK®
1 in clamshell	52	0,8	100	**OMF226-X1**

OMF165 STARLOCK



52mm Flexible Scraper Blade for All Materials

MULTI-MAT

Features: Scraper in HL, flexible.

Application: Removes old layers of paint, adhesive, and carpeting residues as well as silicone joints.

Pack Quantity	W mm	K mm		ORDER NO. STARLOCK®
1 in clamshell	52	0,4	100	**OMF165-X1**

OMF245 STARLOCK



70mm "Mushroom-Shaped" Cutting Blade for All Materials

MULTI-MAT

Features: HL steel blade with special mushroom shape.

Application: Best for frequent use and challenging jobs in tight corners and edges. Efficient shape allows aggressive grinding/scraping without damaging tile. Cuts out marble and Trass concrete joints, great for sinking ducts in plaster, pumice, brick and honeycomb stone as well as autoclave aerated concrete. Cutting width approx. 2.2mm Blade shape keeps hands safely away from broken glass when repairing window panes and/or separating insulated glass panels.

Pack Quantity	W mm	K mm		ORDER NO. STARLOCK®
5 in clamshell	70	0,4	50	**OMF245-X5**

®Brand names mentioned in CMT products are the property of their respective owners (see back cover)

www.dahm.no

OMF201 STARLOCK PLUS





4mm Angled Gouging Blade

SPECIAL HCS



FEATURES: Angled Gouging blade in HCS.

MATERIAL: For cutting, gouging and digking out soft materials like sealant, caulk and silicone from tight recesses.

APPLICATION: For cleaning out tight notches and narrow recesses or crevices. Specialized blade for boat maintenance such as reworking cabins, rails, gunwales, cleats and curves. Ideal for cutting out sealant on boats with panelled decks.

PACK Quantity	K mm	W mm	I mm		ORDER NO. STARLOCKPLUS®
1 in clamshell	4	16	11	70	**OMF201-X1**

OMF251 STARLOCK

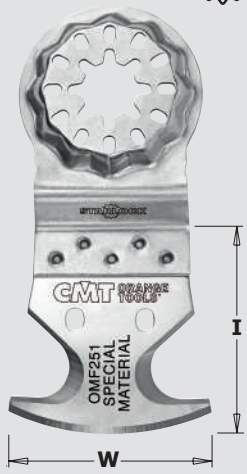



41mm Multi-Knife with Three Cutting Edges, Segmented

SPECIAL HCS



FEATURES: Segmented multi-knife with three cutting edges.

MATERIAL: For removing carpeting residues, soft materials like sealant and foam insulation, leather goods, PVC flooring, cardboard, bitumen shingles and roofing paper.

APPLICATION: Unique shape means that material can be cut simply by pulling, pushing or pressing. Ideal for grout between tiles and removing carpet, PVC floors, cardboard, bitumen shingles and roofing fabric.

PACK Quantity	W mm	I mm		ORDER NO. STARLOCK®
1 in clamshell	41	41	70	**OMF251-X1**

OMF-X4 STARLOCK



4 piece General Purpose Set for Multi-Cutters

- 2 blades with Japanese Toothing for all wood products, blockboard, plasterboard and plastics.
- 2 blades in BIM for all wood products, blockboard, plasterboard, fiberglass, epoxy resin and soft plastics. Excellent for cutting wood with embedded nails up to 5mm in diameter and even masonry, like porous concrete.

WOOD WOOD&NAILS

8 Sets in End-cap display
(minimum order 8 sets)



PACK Quantity	MATERIAL	W mm	I mm	TS mm	TPI	ORDER NO.
1	HCS	35	50	1,75	14	**OMF126-X1**
1	BIM	35	50	1,4	18	**OMF160-X1**
1	BIM	50	50	1,4	18	**OMF221-X1**
1	HCS	65	50	1,75	14	**OMF230-X1**

®Brand names mentioned in CMT products are the property of their respective owners (see back cover)

www.dahm.no

OMF136 STARLOCK



93mm Delta Sanding Pad. Perforated

MULTI-MAT

Features: Triangular perforated sanding pad with micro VELCRO®. Quick, easy sanding sheet changes.

Application: Perfectly sands surfaces on any material. Comprehensive range of sanding sheets permits a wide range of sanding applications.

Pack Quantity	W mm		Order No. STARLOCK®
1 in clamshell	93	40	**OMF136-X1**

OMA30000



93mm Delta Polishing Fleece. Perforated

MULTI-MAT — Glass, Hard/Soft Wood, Sheet Metal

Features: Triangular polishing fleece with micro VELCRO®. For use with skus #OMM30, #OMS30 and #OMF136.

Application: Suitable for bringing out grain in wood (rustic look), de-rusting metal, matte sanding varnished surfaces and glass, removing dirt and deposits without altering the workpiece surface.

Pack Quantity	W mm		Order No.
4 in clamshell	93	10	**OMA30000-X4**

OMA30



93mm Aluminium-Oxide Delta Sandpaper for Wood. Perforated

WOOD — Construction, Plywood, Hard/Soft Wood

Features: Triangular sandpaper sheet with micro VELCRO®. For use with skus #OMM30 and #OMS30 and #OMF136.

Application: Suitable for sanding all types of wood, chipboard, plywood, construction boards, for pre-sanding of rough, uneven beams, boards and panels. Best results achieved with dust extractor. Aluminium-Oxide abrasive grain and full resin bond guarantee high abrasion performance.

Pack Quantity	W mm	Grit		Order No.
10 in clamshell	93	40	10	**OMA30040-X10**
10 in clamshell	93	60	10	**OMA30060-X10**
10 in clamshell	93	80	10	**OMA30080-X10**
10 in clamshell	93	100	10	**OMA30100-X10**
10 in clamshell	93	120	10	**OMA30120-X10**
10 in clamshell	93	180	10	**OMA30180-X10**
10 in clamshell	93	240	10	**OMA30240-X10**

®Brand names mentioned in CMT products are the property of their respective owners (see back cover)

www.dahm.no

THE RIGHT BLADE FOR THE BEST RESULTS!

Quick reference charts and pictograms help you choose the right blade for your application.

WOOD



WOOD&METAL



MULTI-MAT



MASONRY



CMT UNIVERSAL ARBOR FITS MOST MULTI-CUTTERS ON THE MARKET

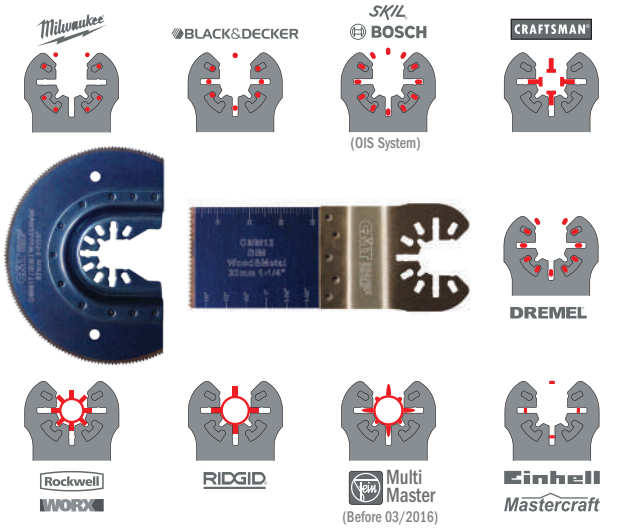



This tool mount also enables the accessory to be repositioned in 30-degree steps.

ARBOR FOR FEIN® SUPERCUT AND FESTOOL® VECTURO®





This tool mount also enables the accessory to be repositioned in 30-degree steps.

OMA31



Universal Adapters

This universal adapter permits easy attachment of CMT accessories to most multi-cutter tools. Fits snugly and does not slip. Ideal for BOSCH®, CHICAGO®, CRAFTSMAN®, DREMEL®, FEIN®, MAKITA®, MILWAUKEE®, MASTERCRAFT®, OZITO®, AEG®, RIDGID®, ROCKWELL®, SMART®, WORX®.

PACK Quantity		ORDER NO.
2 in clamshell	10	OMA31-X2

®Brand names mentioned in CMT products are the property of their respective owners (see back cover)

www.dahm.no

OMM01 / OMS01

Universal Arbor / Arbor for FEIN® SuperCut FESTOOL® VECTURO®





10mm Plunge and Flush-Cut Blade for Wood

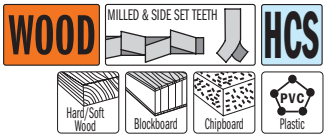

FEATURES: HCS with hardened teeth.

MATERIAL: For wood, blockboard, chipboard, plastic, pipes and profiles.

APPLICATION: Wide range of applications: installing a ventilation grille, cutting a recess in furniture elements to enable access to a mains socket, adjustment work in wood like sawing recesses for locks and fitting, window and door hardware.



Pack Quantity	W mm	I mm	TPI		ORDER NO. Universal Arbor	ORDER NO. Arbor for FEIN® Supercut
1 in clamshell	10	28	18	10	OMM01-X1	OMS01-X1

OMM02 / OMS02

Universal Arbor / Arbor for FEIN® SuperCut FESTOOL® VECTURO®





22mm Plunge and Flush-Cut Blade for Wood

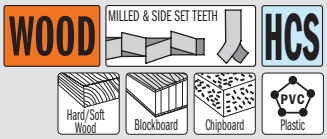

FEATURES: HCS with hardened teeth.

MATERIAL: For wood, blockboard, chipboard, plastic, pipes and profiles.

APPLICATION: Wide range of applications: installing a ventilation grille, cutting a recess in furniture elements to enable access to a mains socket, flush-cutting wooden components to length (like dowels and tenons), window and door hardware.



Pack Quantity	W mm	I mm	TPI		ORDER NO. Universal Arbor	ORDER NO. Arbor for FEIN® Supercut
1 in clamshell	22	48	18	10	OMM02-X1	OMS02-X1
5 in clamshell	22	48	18	5	OMM02-X5	OMS02-X5

OMM03 / OMS03

Universal Arbor / Arbor for FEIN® SuperCut FESTOOL® VECTURO®





28mm Plunge and Flush-Cut Blade for Wood

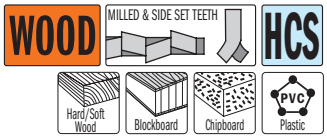

FEATURES: HCS with hardened teeth.

MATERIAL: For wood, blockboard, chipboard, plastic, pipes and profiles.

APPLICATION: Wide range of applications: installing a ventilation grille, cutting a recess in furniture elements to enable access to a mains socket, flush-cutting wooden components to length (like dowels and tenons), window and door hardware.



Pack Quantity	W mm	I mm	TPI		ORDER NO. Universal Arbor	ORDER NO. Arbor for FEIN® Supercut
1 in clamshell	28	48	18	10	OMM03-X1	OMS03-X1
50 in masterpack	28	48	18	2	OMM03-X50	OMS03-X50

OMM04 / OMS04

Universal Arbor / Arbor for FEIN® SuperCut FESTOOL® VECTURO®







JAPANESE TOOTHING

34mm Precision Cut Blade - Japanese Toothing for Wood

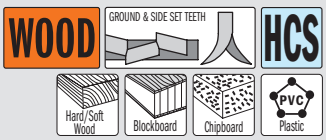

FEATURES: HCS with "Japanese" double-row pattern, hardened teeth.

MATERIAL: For wood, timber, blockboard, chipboard.

APPLICATION: Ground and side set teeth for precision, clean, quick cutting into soft wood and timber. This tooth pattern with its longer teeth allows you to start cutting from a precise point by standing the blade on its corner and lowering it into the wood.



Pack Quantity	W mm	I mm	TPI		ORDER NO. Universal Arbor	ORDER NO. Arbor for FEIN® Supercut
1 in clamshell	34	40	14	10	OMM04-X1	OMS04-X1
5 in clamshell	34	40	14	5	OMM04-X5	OMS04-X5
50 in masterpack	34	40	14	2	OMM04-X50	OMS04-X50

®Brand names mentioned in CMT products are the property of their respective owners (see back cover)

www.dahm.no

OMM05 / OMS05

Universal Arbor / Arbor for FEIN® SuperCut FESTOOL® VECTURO®





34mm Plunge and Flush-Cut Blade for Wood. Extra-Long Life

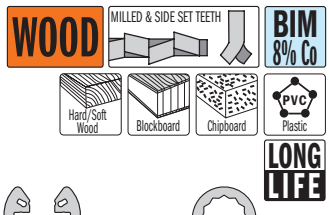

Features: Bi-metal with 8% Cobalt teeth guarantee extra-long life.

Material: For wood, blockboard, chipboard, plastic, pipes and profiles.

Application: Wide range of applications: installing a ventilation grille, cutting a recess in furniture elements to enable access to a mains socket, flush-cutting wooden components to length (like dowels and tenons), window and door hardware.



Pack Quantity	W mm	I mm	TPI		ORDER NO. Universal Arbor	ORDER NO. Arbor for FEIN® Supercut
1 in clamshell	34	40	18	10	OMM05-X1	OMS05-X1
5 in clamshell	34	40	18	5	OMM05-X5	OMS05-X5
50 in masterpack	34	40	18	2	OMM05-X50	OMS05-X50

OMM36 / OMS36

Universal Arbor / Arbor for FEIN® SuperCut FESTOOL® VECTURO®







Japanese toothing

45mm Precision Cut Blade -Japanese Toothing for Wood

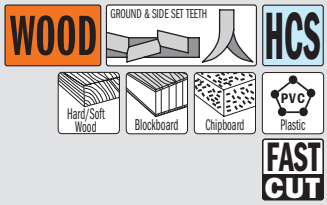

Features: HCS with "Japanese" double-row pattern, hardened teeth.

Material: For wood, timber, blockboard, chipboard.

Application: Ground and side-set teeth for precision, clean, quick cutting into soft wood and timber. This tooth pattern with its longer teeth allows you to start cutting from a precise point by standing the blade on its corner and lowering it into the wood. Ideal width for creating long flat horizontal cuts like: door jambs and skirting board.



Pack Quantity	W mm	I mm	TPI		ORDER NO. Universal Arbor	ORDER NO. Arbor for FEIN® Supercut
5 in clamshell	45	50	14	5	OMM36-X5	OMS36-X5
50 in masterpack	45	50	14	2	OMM36-X50	OMS36-X50

OMM06 / OMS06

Universal Arbor / Arbor for FEIN® SuperCut FESTOOL® VECTURO®







Japanese toothing

68mm Precision Cut Blade -Japanese Toothing for Wood

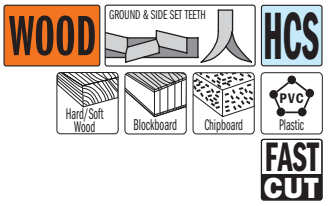

Features: HCS with "Japanese" double-row pattern, hardened teeth.

Material: For wood, timber, blockboard, chipboard.

Application: Ground and side-set teeth for precision, clean, quick cutting into soft wood and timber. This tooth pattern with its longer teeth allows you to start cutting from a precise point by standing the blade on its corner and lowering it into the wood. Ideal width for creating long flat horizontal cuts like: door jambs and skirting board.



Pack Quantity	W mm	I mm	TPI		ORDER NO. Universal Arbor	ORDER NO. Arbor for FEIN® Supercut
1 in clamshell	68	40	14	10	OMM06-X1	OMS06-X1
5 in clamshell	68	40	14	5	OMM06-X5	OMS06-X5
50 in masterpack	68	40	14	2	OMM06-X50	OMS06-X50

OMM07 / OMS07

Universal Arbor / Arbor for FEIN® SuperCut FESTOOL® VECTURO®





68mm Precision Cut Blade - Japanese Toothing for Wood

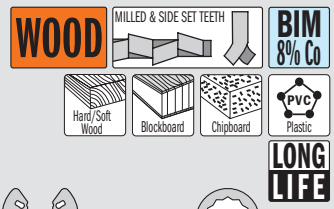

Features: Bi-metal with 8% Cobalt teeth guarantee extra-long life.

Material: For wood, blockboard, chipboard, plastic, pipes and profiles.

Application: Wide range of applications: installing a ventilation grille, cutting a recess in furniture elements to enable access to a mains socket, flush-cutting wooden components to length (like dowels and tenons), window and door hardware.



Pack Quantity	W mm	I mm	TPI		ORDER NO. Universal Arbor	ORDER NO. Arbor for FEIN® Supercut
1 in clamshell	68	40	18	10	OMM07-X1	OMS07-X1
5 in clamshell	68	40	18	5	OMM07-X5	OMS07-X5
50 in masterpack	68	40	18	2	OMM07-X50	OMS07-X50

®Brand names mentioned in CMT products are the property of their respective owners (see back cover)

www.dahm.no

OMM08 / OMS08

OMM08 Universal Arbor



OMS08 Arbor for FEIN® SuperCut FESTOOL® VECTURO®



87mm Radial Saw Blade for Wood, Segmented

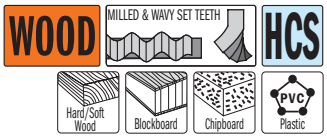

Features: HCS with hardened teeth.

Material: For wood, blockboard, chipboard, plastic, pipes and profiles.

Application: Wide range of applications: installing a ventilation grille, cutting a recess in furniture elements to enable access to a mains socket, flush-cutting wooden components to length (like dowels and tenons). Cutting a plastic pipe (PVC) to length.



Pack Quantity	W mm	TPI		ORDER NO. Universal Arbor	ORDER NO. Arbor for FEIN® Supercut
1 in clamshell	87	18	10	OMM08-X1	OMS08-X1

OMM09 / OMS09

OMM09 Universal Arbor



OMS09 Arbor for FEIN® SuperCut FESTOOL® VECTURO®



10mm Plunge and Flush-Cut Blade for Wood & Metal



Features: Bi-metal with 8% Cobalt teeth.

Material: For wood, chipboard, plastic, sheet metal, copper and aluminium pipes and profiles.

Application: Wide range of applications: flush-cutting a nail in wood, adjustment work on non-ferrous profiles, plunge-cutting in plasterboard.



Pack Quantity	W mm	I mm	TPI		ORDER NO. Universal Arbor	ORDER NO. Arbor for FEIN® Supercut
1 in clamshell	10	28	18	10	OMM09-X1	OMS09-X1
5 in clamshell	10	28	18	5	OMM09-X5	OMS09-X5
50 in masterpack	10	28	18	2	OMM09-X50	OMS09-X50

OMM10 / OMS10

OMM10 Universal Arbor



OMS10 Arbor for FEIN® SuperCut FESTOOL® VECTURO®



22mm Plunge and Flush-Cut for Wood & Metal

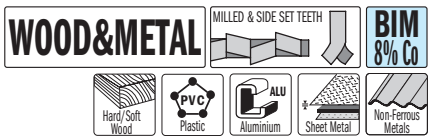

Features: Bi-metal with 8% Cobalt teeth.

Material: For wood, plasterboard, plastic, sheet metal, copper and aluminium pipes and profiles.

Application: Wide range of applications: flush-cutting a nail in wood, cutting copper pipes, plunge-cutting in plasterboard.



Pack Quantity	W mm	I mm	TPI		ORDER NO. Universal Arbor	ORDER NO. Arbor for FEIN® Supercut
1 in clamshell	22	48	18	10	OMM10-X1	OMS10-X1
5 in clamshell	22	48	18	5	OMM10-X5	OMS10-X5
50 in masterpack	22	48	18	2	OMM10-X50	OMS10-X50

OMM11 / OMS11

OMM11 Universal Arbor



OMS11 Arbor for FEIN® SuperCut FESTOOL® VECTURO®



28mm Plunge and Flush-Cut Blade for Wood & Metal



Features: Bi-metal with 8% Cobalt teeth.

Material: For wood, plasterboard, plastic, sheet metal, copper and aluminium pipes and profiles.

Application: Wide range of applications: flush-cutting a nail in wood, cutting copper pipes and aluminium profiles, plunge-cutting in plasterboard.



Pack Quantity	W mm	I mm	TPI		ORDER NO. Universal Arbor	ORDER NO. Arbor for FEIN® Supercut
1 in clamshell	28	48	18	10	OMM11-X1	OMS11-X1
5 in clamshell	28	48	18	5	OMM11-X5	OMS11-X5
50 in masterpack	28	48	18	2	OMM11-X50	OMS11-X50

®Brand names mentioned in CMT products are the property of their respective owners (see back cover)

www.dahm.no

OMM12 / OMS12

Universal Arbor



Arbor for FEIN® SuperCut FESTOOL® VECTURO®



OMS12
W=32mm

34mm Plunge and Flush-Cut for Wood & Metal

WOOD&METAL · MILLED & SIDE SET TEETH · BIM 8% Co

Hard/Soft Wood · PVC Plastic · ALU Aluminium · Sheet Metal · Non-Ferrous Metals

FEATURES: Bi-metal with 8% Cobalt teeth.

MATERIAL: For wood, plasterboard, plastic, sheet metal, copper and aluminium pipes and profiles.

APPLICATION: Wide range of applications: flush-cutting a nail in wood, cutting copper pipes and aluminium profiles, plunge-cutting in plasterboard.




Pack Quantity	W mm	I mm	TPI		ORDER NO. Universal Arbor	ORDER NO. Arbor for FEIN® Supercut
1 in clamshell	34	40	18	10	OMM12-X1	OMS12-X1
5 in clamshell	34	40	18	5	OMM12-X5	OMS12-X5
50 in masterpack	34	40	18	2	OMM12-X50	OMS12-X50

OMM13 / OMS13

Universal Arbor



Arbor for FEIN® SuperCut FESTOOL® VECTURO®



OMS13
W=32mm

34mm Plunge & Flush-Cut Blade for Wood & Metal. Extra-Long Life

WOOD&METAL · MILLED & SIDE SET TEETH · BIM TiN

Hard/Soft Wood · PVC Plastic · ALU Aluminium · Sheet Metal · Non-Ferrous Metals

130% LONGER LIFE · LONG LIFE

FEATURES: TiN Coated Bi-metal with 8% Cobalt.

MATERIAL: For wood and nails, plasterboard, plastic, sheet metal, copper and aluminium pipes and profiles.

APPLICATION: Wide range of applications: flush-cutting a nail in wood, cutting copper pipes and aluminium profiles, plunge-cutting in plasterboard. Tooth strip coated with titanium nitride for 130% longer life.




Pack Quantity	W mm	I mm	TPI		ORDER NO. Universal Arbor	ORDER NO. Arbor for FEIN® Supercut
1 in clamshell	34	40	18	10	OMM13-X1	OMS13-X1
5 in clamshell	34	40	18	5	OMM13-X5	OMS13-X5
50 in masterpack	34	40	18	2	OMM13-X50	OMS13-X50

OMM14 / OMS14

Universal Arbor



Arbor for FEIN® SuperCut FESTOOL® VECTURO®



35mm Plunge & Flush-Cut Blade for Wood & Metal. Extra-Long Life

WOOD&METAL · HW

Hard/Soft Wood · PVC Plastic · ALU Aluminium · Sheet Metal · Non-Ferrous Metals

2X LONGER LIFE · LONG LIFE

FEATURES: High quality carbide teeth.

MATERIAL: for wood, hardened screws and nails, plasterboard, plastic, sheet metal, copper, aluminium and stainless steel.

APPLICATION: wide range of applications: cutting hardened screws/nails, cutting stainless steel like kitchen cabinet fronts, plunge cuts in severely abrasive materials like fiberglass.




Pack Quantity	W mm	I mm	TPI		ORDER NO. Universal Arbor	ORDER NO. Arbor for FEIN® Supercut
1 in clamshell	35	40	20	10	OMM14-X1	OMS14-X1

OMM35 / OMS35

Universal Arbor



Arbor for FEIN® SuperCut FESTOOL® VECTURO®



42mm Plunge and Flush-Cut Blade for Wood & Metal

WOOD&METAL · MILLED & SIDE SET TEETH · BIM 8% Co

Hard/Soft Wood · PVC Plastic · ALU Aluminium · Sheet Metal · Non-Ferrous Metals

FEATURES: Bi-metal with 8% Cobalt teeth.

MATERIAL: for wood, plasterboard, plastic, sheet metal, copper and aluminium pipes and profiles.

APPLICATION: flush-cutting a nail, cutting copper pipes and aluminium profiles, plunge-cutting in plasterboard.




Pack Quantity	W mm	I mm	TPI		ORDER NO. Universal Arbor	ORDER NO. Arbor for FEIN® Supercut
5 in clamshell	42	68	18	5	OMM35-X5	OMS35-X5
50 in masterpack	42	68	18	2	OMM35-X50	OMS35-X50

®Brand names mentioned in CMT products are the property of their respective owners (see back cover)

www.dahm.no

CMT ORANGE TOOLS®

OMM15 / OMS15

Universal Arbor

Arbor for FEIN® SuperCut FESTOOL® VECTURO®





45mm Plunge and Flush-Cut Blade for Wood & Metal

WOOD&METAL | MILLED & SIDE SET TEETH | BIM 8% Co

Hard/Soft Wood | PVC Plastic | ALU Aluminium | Sheet Metal | Non-Ferrous Metals

FEATURES: Bi-metal with 8% Cobalt.

MATERIAL: For wood, plasterboard, plastic, sheet metal, copper and aluminium pipes and profiles.

APPLICATION: Wide range of applications: flush-cutting a nail, cutting copper pipes and aluminium profiles, plunge-cutting in plasterboard.

PACK Quantity	W mm	I mm	TPI		ORDER NO. Universal Arbor	ORDER NO. Arbor for FEIN® Supercut
1 in clamshell	45	48	18	10	OMM15-X1	OMS15-X1
5 in clamshell	45	48	18	5	OMM15-X5	OMS15-X5
50 in masterpack	45	48	18	2	OMM15-X50	OMS15-X50

OMM16 / OMS16

Universal Arbor

Arbor for FEIN® SuperCut FESTOOL® VECTURO®





45mm Plunge & Flush-Cut for Wood & Metal. Extra-Long Life

WOOD&METAL | MILLED & SIDE SET TEETH | BIM 8% Co

Hard/Soft Wood | PVC Plastic | ALU Aluminium | Sheet Metal | Non-Ferrous Metals

130% LONGER LIFE | LONG LIFE

FEATURES: TiN coated Bi-metal with 8% Cobalt.

MATERIAL: For wood and nails, plasterboard, plastic, sheet metal, copper and aluminium pipes and profiles.

APPLICATION: Wide range of applications: flush-cutting a nail, cutting copper pipes and aluminium profiles, plunge-cutting in plasterboard. Coated with titanium nitride for 130% longer life.

PACK Quantity	W mm	I mm	TPI		ORDER NO. Universal Arbor	ORDER NO. Arbor for FEIN® Supercut
1 in clamshell	45	48	18	10	OMM16-X1	OMS16-X1
5 in clamshell	45	48	18	5	OMM16-X5	OMS16-X5
50 in masterpack	45	48	18	2	OMM16-X50	OMS16-X50

OMM17 / OMS17

Universal Arbor

Arbor for FEIN® SuperCut FESTOOL® VECTURO®





87mm Radial Saw Blade for Wood & Metal, Segmented.

WOOD&METAL | BIM 8% Co

Hard/Soft Wood | PVC Plastic | ALU Aluminium | Sheet Metal | Non-Ferrous Metals

LONG LIFE

FEATURES: Bi-metal with 8% Cobalt.

MATERIAL: For wood, veneered panels, plastic and laminated-panels, sheet metal, copper and aluminium pipes and profiles.

APPLICATION: Wide range of applications: cutting a nail to size, cutting a door frame and laminate/parquet, cutting aluminium profiles, plunge-cutting.

PACK Quantity	W mm	TPI		ORDER NO. Universal Arbor	ORDER NO. Arbor for FEIN® Supercut
1 in clamshell	87	20	10	OMM17-X1	OMS17-X1

OMM18 / OMS18

Universal Arbor

Arbor for FEIN® SuperCut FESTOOL® VECTURO®





87mm Radial Saw Blade for Wood & Metal, Segmented. Extra-long life

WOOD&METAL | BIM TiN

Hard/Soft Wood | PVC Plastic | ALU Aluminium | Sheet Metal | Cu Zn Non-Ferrous Metals

130% LONGER LIFE | LONG LIFE

FEATURES: TiN Coated Bi-metal with 8% Cobalt.

MATERIAL: For wood, plasterboard and fibercement boards, sheet metal, copper and aluminium pipes and profiles.

APPLICATION: Wide range of applications: plunge-cutting in plasterboard, custom moulding cutting, cutting recesses in epoxy/fibreglass like boat dashboards.

PACK Quantity	W mm	TPI		ORDER NO. Universal Arbor	ORDER NO. Arbor for FEIN® Supercut
1 in clamshell	87	20	10	OMM18-X1	OMS18-X1

®Brand names mentioned in CMT products are the property of their respective owners (see back cover).

www.dahm.no

OMM19 / OMS19

OMM19: Universal Arbor
OMS19: Arbor for FEIN® SuperCut FESTOOL® VECTURO®





52mm Rigid Scraper for all Materials

MULTI-MAT · 52mm · Sharp Blade · HL

Features: HL rigid scraper.

Application: Wide range of applications: removing mortar or tile adhesive, removing mortar and concrete residues, removing hard, brittle carpet adhesive residues.

Pack Quantity	W mm	I mm		ORDER NO. Universal Arbor	ORDER NO. Arbor for FEIN® Supercut
1 in clamshell	52	26	10	**OMM19-X1**	**OMS19-X1**
5 in clamshell	52	26	5	**OMM19-X5**	**OMS19-X5**

OMM20 / OMS20

OMM20: Universal Arbor
OMS20: Arbor for FEIN® SuperCut FESTOOL® VECTURO®





52mm Flexible Scraper for all Materials

MULTI-MAT · 52mm · Sharp Blade · HL

Features: HL flexible scraper.

Application: Wide range of applications: removing soft carpet adhesive residues, removing paint residues, removing silicone joints.

Pack Quantity	W mm	I mm		ORDER NO. Universal Arbor	ORDER NO. Arbor for FEIN® Supercut
1 in clamshell	52	45	10	**OMM20-X1**	**OMS20-X1**
5 in clamshell	52	45	5	**OMM20-X5**	**OMS20-X5**

OMM21 / OMS21

OMM21: Universal Arbor
OMS21: Arbor for FEIN® SuperCut FESTOOL® VECTURO®





28mm Sharp Corner Scraper for all Materials

MULTI-MAT · 28mm · 50mm · Sharp Blade · HL

Features: HL sharp corner scraper.

Application: Wide range of applications: cutting soft expansion joints, cutting window putty like sealing compound, cutting insulation materials.

Pack Quantity	W mm	I mm		ORDER NO. Universal Arbor	ORDER NO. Arbor for FEIN® Supercut
1 in clamshell	28	50	10	**OMM21-X1**	**OMS21-X1**
5 in clamshell	28	50	5	**OMM21-X5**	**OMS21-X5**
50 in masterpack	28	50	2	**OMM21-X50**	**OMS21-X50**

OMM22 / OMS22

OMM22: Universal Arbor
OMS22: Arbor for FEIN® SuperCut FESTOOL® VECTURO®





87mm Carbide Grit Radial Saw Blade, Segmented. Radial Saw Blade

MASONRY · CARBIDE GRIT

Tile Joints · Porous Concrete · Solid Brick · Trass Epoxy · Red Brick

Features: Carbide Grit.

Material: Radial saw blade for tiles joints, plasterboard, porous concretes and similar construction materials.

Application: Wide range of applications: cutting wall or floor joints, small cutouts in soft/porous wall tiles, groove work in porous concrete, and laying concealed cables and pipes.

Pack Quantity	W mm	K mm		ORDER NO. Universal Arbor	ORDER NO. Arbor for FEIN® Supercut
1 in clamshell	87	2,2	10	**OMM22-X1**	**OMS22-X1**

®Brand names mentioned in CMT products are the property of their respective owners (see back cover)

www.dahm.no

OMM23 / OMS23

OMM23 Universal Arbor



OMS23 Arbor for FEIN® SuperCut FESTOOL® VECTURO®



87mm Diamond Coated Radial Saw Blade, Segmented. Extra-Long Life

MASONRY GRIT — Tile Joints, Porous Concrete, Solid Brick, Red Brick, Epoxy, Trass Epoxy, LONG LIFE

Features: Diamond grit for extended lifetime.

Material: Segmented radial saw blade for tiles joints, plasterboard, porous concretes, construction materials, epoxy resin and fibreglass.

Application: Wide range of applications: cutting joints on wall and floor tiles, small cutouts in soft wall tiles, cutting recesses in epoxy resin/fibreglass and reinforced plastic used on boat hulls, and cutting bonding adhesives used on tiles.




Pack Quantity	W mm	K mm		ORDER NO. Universal Arbor	ORDER NO. Arbor for FEIN® Supercut
1 in clamshell	87	1,6	10	**OMM23-X1**	**OMS23-X1**
25 in masterpack	87	1,6	2	**OMM23-X25**	**OMS23-X25**

OMM24 / OMS24

OMM24 Universal Arbor



OMS24 Arbor for FEIN® SuperCut FESTOOL® VECTURO®



65mm Carbide Grit Radial Saw Blade, Segmented

MASONRY CARBIDE GRIT — Tile Joints, Porous Concrete, Solid Brick, Trass Epoxy, Red Brick

Features: Carbide Grit.

Material: Radial saw blade for tiles joints, plasterboard, porous concretes and similar construction materials.

Application: Wide range of applications: cutting joints on wall and floor tiles, small cutouts in soft wall tiles, groove work in porous concrete, and laying concealed cables and pipes.




Pack Quantity	W mm	K mm		ORDER NO. Universal Arbor	ORDER NO. Arbor for FEIN® Supercut
1 in clamshell	65	1,6	10	**OMM24-X1**	**OMS24-X1**

OMM27 / OMS27

OMM27 Universal Arbor



OMS27 Arbor for FEIN® SuperCut FESTOOL® VECTURO®



65mm Diamond Grit Coated Radial Saw Blade, Segmented. Extra-Long Life

MASONRY GRIT — Tile Joints, Porous Concrete, Solid Brick, Red Brick, Epoxy, Trass Epoxy, LONG LIFE

Features: Diamond grit for extended lifetime.

Material: Segmented radial saw blade for tiles joints, plasterboard, porous concretes, construction materials, epoxy resin and glass fibre.

Application: Wide range of applications: cutting joints on wall and floor tiles, small cutouts in soft wall tiles, recess work in epoxy resin/fibreglass and reinforced plastic used on boat hulls, cutting bonding adhesives used on tiles.




Pack Quantity	W mm	K mm		ORDER NO. Universal Arbor	ORDER NO. Arbor for FEIN® Supercut
1 in clamshell	65	2	10	**OMM27-X1**	**OMS27-X1**

OMM26

Universal Arbor



35mm Carbide Grit Fingertip Rasp - Double-Sided

MASONRY CARBIDE GRIT — Hard/Soft Wood, Tile Joints, Porous Concrete, Solid Brick, Cement, Marble, Paint removal

Features: Carbide Grit on both sides.

Material: Fingertip Rasp for tiles, plasterboard, porous concretes, construction materials, wood, carpets.

Application: Wide range of applications: removing mortar or tile adhesive, removing carpet adhesive residues, rasping wood for rough adjustments, rough grinding of filler, tile adhesives, concrete, stone and wood.



Pack Quantity	W mm	I mm		ORDER NO. Universal Arbor
1 in clamshell	33	35	10	**OMM26-X1**

®Brand names mentioned in CMT products are the property of their respective owners (see back cover)

www.dahm.no

OMM25
Universal Arbor

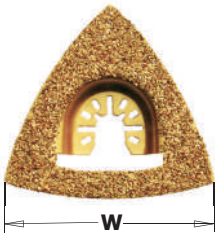

80mm Carbide Grit Delta Rasp

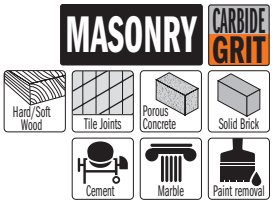

Features: Carbide Grit.

Material: Abrasive triangular rasp for tiles, plasterboard, porous concretes, construction materials, wood, carpets.

Application: Wide range of applications: removing mortar or tile adhesive, removing carpet adhesive residues, rasping wood for rough adjustment, rough grinding of filler, tile adhesives, concrete, stone and wood.

Pack Quantity	W mm		ORDER NO. Universal Arbor
1 in clamshell	80	10	OMM25-X1

OMM28
Universal Arbor



57mm Diamond Coated Segment Saw Blade. Extra-Long Life

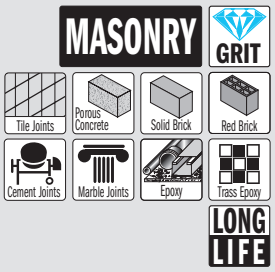

Features: Diamond grit for extended lifetime.

Material: Segmented blade for tiles, marble, epoxy resins.

Application: Wide range of applications: removes mortar from tiled surfaces. Efficient shape allows for aggressive grinding without damaging tiles. For cutting out marble, epoxy resin and Trass joint work, cutting in plaster, brick, pumice and honeycomb stone as well as autoclave aerated concrete. Long-lasting blades designed specifically for very hard mortar.

Pack Quantity	W mm	K mm		ORDER NO. Universal Arbor
1 in clamshell	57	2	10	OMM28-X1
25 in masterpack	57	2	4	OMM28-X25

OMM29
Universal Arbor



OMS29
Arbor for FEIN® SuperCut FESTOOL® VECTURO®



65mm Carbide Grit Grout and Mortar Remover

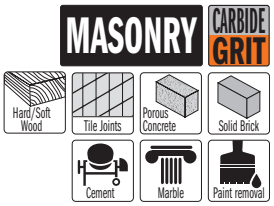

Features: Carbide Grit.

Material: Grout and mortar remover for tiles, concrete, stone.

Application: Wide range of applications: grout removal, rasping away mortar or tile adhesive, remove joints, tiles, all with one tool. Suitable for removing carpet residues from mineral surfaces. The special design allows precision work into 90° corners.

Pack Quantity	W mm		ORDER NO. Universal Arbor	ORDER NO. Arbor for FEIN® Supercut
1 in clamshell	65	10	OMM29-X1	OMS29-X1

OMM30
Universal Arbor



OMS30
Arbor for FEIN® SuperCut FESTOOL® VECTURO®



93mm Delta Sanding Pad, Perforated



Features: Perforated sanding pad with self adhesive VELCRO®.

Application: Quick and easy sanding sheet changes. Comprehensive range of sanding sheets allows for perfect sanding of any material or surface.

Pack Quantity	W mm		ORDER NO. Universal Arbor	ORDER NO. Arbor for FEIN® Supercut
1 in clamshell	93	10	OMM30-X1	OMS30-X1

93mm Delta Polishing Fleece. Perforated



OMA30000

SEE PAGE 110



OMA30

93mm Aluminium-Oxide Delta Sandpaper for Wood. Perforated

®Brand names mentioned in CMT products are the property of their respective owners (see back cover)

www.dahm.no

OMM-X4

Universal Arbor



4 piece General Purpose Set for Multi-Cutters

- 2 blades with Japanese Toothing for cutting wood, chipboard, plasterboard and plastics.
- 2 blades in BIM for cutting wood products, chipboard, plasterboard, fiberglass, epoxy resins, soft plastics, sheet metal, aluminium pipes and profiles. Cuts through embedded nails in wood up to 5mm in diameter as well as porous concrete.

WOOD | WOOD&NAILS

8 Sets in End-cap display
(minimum order 8 sets)



Pack Quantity	Material	W mm	I mm	TPI	ORDER NO.
1	HCS	34	40	14	**OMM04-X1**
1	HCS	68	40	14	**OMM06-X1**
1	BIM	34	40	18	**OMM12-X1**
1	BIM	45	48	18	**OMM15-X1**

OMM-X33

Universal Arbor



6 Sets Masterpack

33 piece General Purpose Set for Multi-Cutters

- blades for cutting wood, plastic, plasterboard, sheet metal, profiles and pipes in aluminum and copper.
- scraper to remove carpet adhesive/glue residues as well as paint and silicone residues.
- sanding pad and sanding sheets (60, 100, 180 grit).

Pack Quantity	W mm	I mm	TPI	Grit	ORDER NO.
1	34	40	18		**OMM12-X1**
1	52	45			**OMM20-X1**
1	93				**OMM30-X1**
10	93			60	**OMA30060-X10**
10	93			100	**OMA30100-X10**
10	93			180	**OMA30180-X10**

OMM-X37

Universal Arbor



Front



Back

37 piece General Purpose Set for Multi-Cutters

- blades (in two diameters) for cutting in wood, plastic, plasterboard, sheet metal, profiles and pipes in aluminum and copper.
- segmented blade for cutting wood and metal.
- scraper for removing carpet adhesive/glue residues as well as paint and silicone residues.
- rasp in carbide for grinding/sanding/removal of tiles, plasterboard, cement, wood and construction materials.
- specially designed blade to remove mortar, bonding materials, cement and stone, even in hard to reach corners.
- sanding pad and sanding sheets (60, 100, 180 grit).

4 Sets in End-cap display
(minimum order 4 sets)



Pack Quantity	W mm	I mm	TPI	Grit	ORDER NO.
1	10	28	18		**OMM09-X1**
1	34	40	18		**OMM12-X1**
1	87		20		**OMM17-X1**
1	52	45			**OMM20-X1**
1	80				**OMM25-X1**
1	65				**OMM29-X1**
1	93			10	**OMM30-X1**
10	93			60	**OMA30060-X10**
10	93			100	**OMA30100-X10**
10	93			180	**OMA30180-X10**



Tools with Bore & Knives

PRODUCTS	PAGE
Rabbeting Cutter Heads	122-123
Adjustable Grooving Set	124-125
Planing & Jointing Spiral Cutter Heads	126
2 piece Adjustable Rounding & Chamfering Set	127
Chamfer Cutter Heads	128-129
Multiradius Roundover Cutter Heads	130~132
Jointing Cutter Heads	133~135
Panel Cutter Heads	136~140
Cutter Heads with Universal Knives & Sets	141~143
Profile Knives & Limiters	144~156
Blank Knives & Limiters (to be sharpened)	157
Bore Reducers	157
HWM Reversible Knives for Portable Planers	158
HS Corrugated Back Moulder Knives	159
Magnetic Knife Setting Jigs	159
Planer & Jointer Knives	160-161
HWM Reversible Knives	162-163



694.100

These cutter heads have been designed for:
- rabbeting from either top or bottom;
- jointing
- grooving

For use on spindle moulder machines, double-end tenoner and edging machines.
Suitable for all materials, but best on chipboard, MDF, wood composites, plastic materials and laminates. Improved design with shear angle.

TECHNICAL DETAILS:

- Hard aluminium alloy body with high resistance to tensile and yield stress.
- 2 universal HWM straight knives 50x12x1,5mm [Z2], 1 up cut - 1 down cut.
- 4 universal HWM scoring knives 14x14x2mm [V4].
- Tools for manual feed (MAN).
- Pins for automatic positioning of the knives.

SAFETY TIPS:



The **TW-006** Torque Screwdriver is recommended for the proper fastening of screws (see page 406).

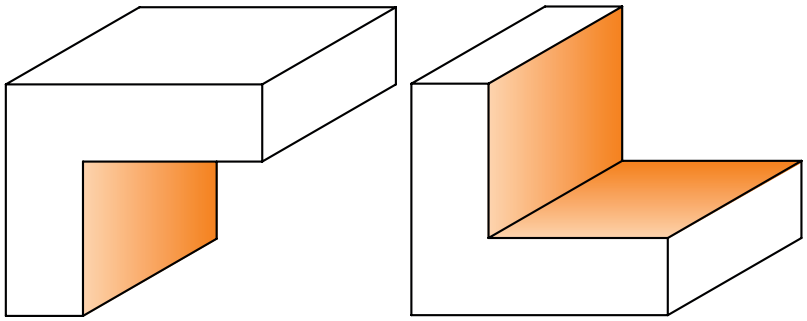



Supplied in a sturdy plastic carry case

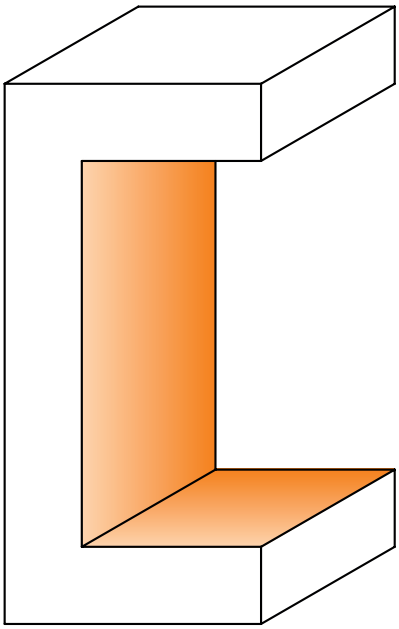

Drawing is 1:1 scale

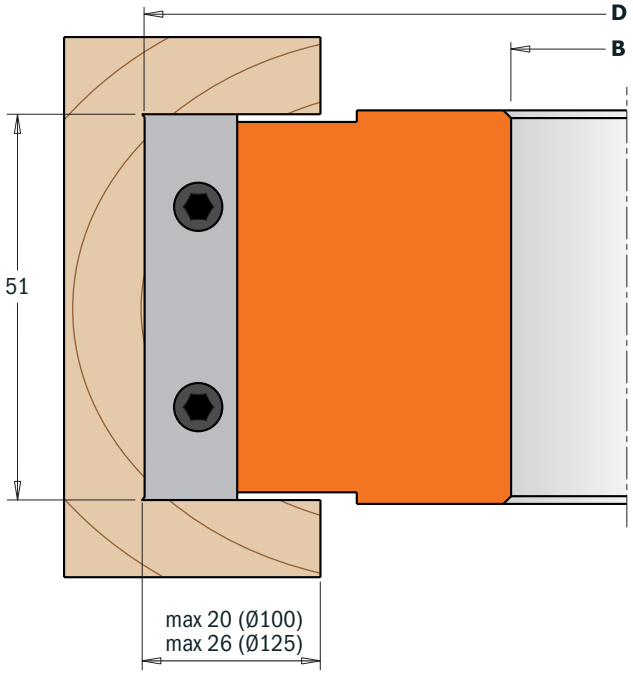

D mm	B mm	I mm	Z+V	RPM		ORDER NO.
100	19,05	51	2+4	7500~12500	1	**694.100.19**
100	30	51	2+4	7500~12500	1	**694.100.30**
100	31,75	51	2+4	7500~12500	1	**694.100.31**
100	35	51	2+4	7500~12500	1	**694.100.35**
125	40	51	2+4	6100~10000	1	**694.125.40**
125	50	51	2+4	6100~10000	1	**694.125.50**

Spare parts

790.140.00*	990.093.00	991.073.00	790.500.00*	695.999.46	990.064.00	991.064.00
790.140.00*	990.093.00	991.073.00	790.500.00*	695.999.46	990.064.00	991.064.00
790.140.00*	990.093.00	991.073.00	790.500.00*	695.999.46	990.064.00	991.064.00
790.140.00*	990.093.00	991.073.00	790.500.00*	695.999.46	990.064.00	991.064.00
790.140.00*	990.093.00	991.073.00	790.500.00*	695.999.46	990.064.00	991.064.00
790.140.00*	990.093.00	991.073.00	790.500.00*	695.999.46	990.064.00	991.064.00

*Minimum 10 pieces or multiple



694.020

INSERT CARBIDE | MAN | Z2 | V2

These cutter heads have been designed for:
- rabbeting from either top or bottom;
- jointing
- grooving
- profile knives on pages 118-127

For use on spindle moulder machines, moulder, double-end tenoners and edging machines.
Suitable for all materials, but best on chipboard, MDF, wood composites, plastic materials and laminates.

TECHNICAL DETAILS:
- Hard aluminium alloy body with high resistance to tensile and yield stress.
- 2 universal HWM straight knives 40x12x1,5mm [Z2].
- 2 universal HWM scoring knives 14x14x2mm [V2].
- Tools for manual feed (MAN).
- Pins for the automatic positioning of the knives.

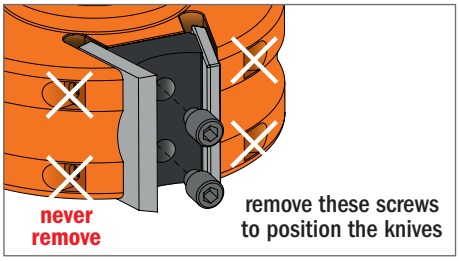

SAFETY TIPS:



The **TW-006** Torque Screwdriver is recommended for the proper fastening of screws (see page 406).



Supplied in a sturdy plastic carry case

Drawing is 1:1 scale

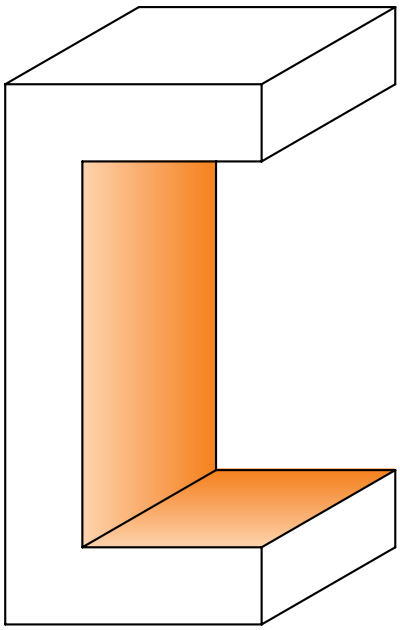

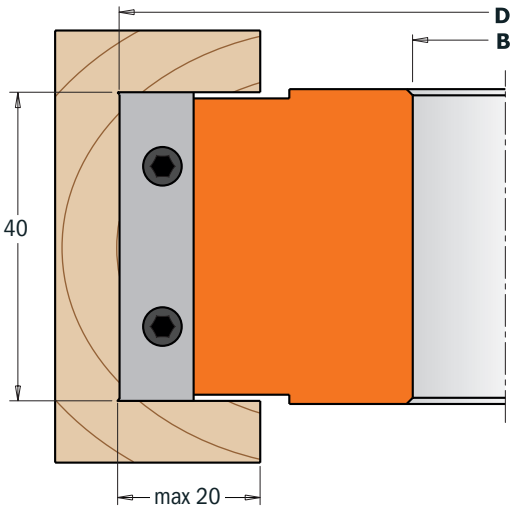

To use with all 40mm profile knives
(refer to pages 144 to 153)



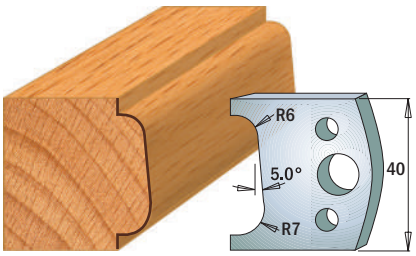

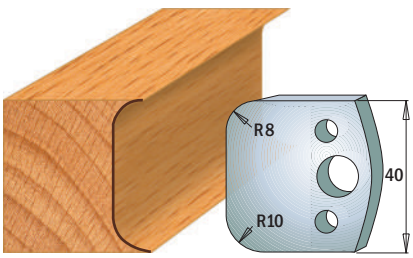

D mm	B mm	I mm	Z+V	RPM		ORDER NO.
100	30	40	2+2	5800~9000	1	**694.020.30**
100	31,75	40	2+2	5800~9000	1	**694.020.31**
125	35	40	2+2	4800~7400	1	**694.020.35**
125	40	40	2+2	4800~7400	1	**694.020.40**
125	50	40	2+2	4800~7400	1	**694.020.50**

Spare parts

790.140.00*	990.093.00	991.073.00	790.400.00*	693.999.01	990.065.00	991.064.00
790.140.00*	990.093.00	991.073.00	790.400.00*	693.999.01	990.065.00	991.064.00
790.140.00*	990.093.00	991.073.00	790.400.00*	693.999.01	990.065.00	991.064.00
790.140.00*	990.093.00	991.073.00	790.400.00*	693.999.01	990.065.00	991.064.00
790.140.00*	990.093.00	991.073.00	790.400.00*	693.999.01	990.065.00	991.064.00

Spare parts: **691.192** Pair of limiters 38mm
695.020.01 Indexable knife edge block 38x4x15mm

*Minimum 10 pieces or multiple



694.001

INSERT CARBIDE | MAN | Z4 | V4

These cutter heads are the ideal tools to create precision slots and grooves 4-15mm in depth.
These sets include:
- 2 cutter heads type **(A)** [Z4 + V4]
- 1 cutter head type **(B)** [Z2]
- 12 spacer rings from 0,1 to 2mm

For use on spindle moulder machines, moulder, double-end tenoner and edging machines.
Perfect grooving on all materials, but ideal on hardwood, plywood and laminated panels.

TECHNICAL DETAILS:
- Super-strength steel body.
- 2 HWM Knives 7,65x12x1,5mm [Z2].
- 4 HWM Knives 18x18x1,95mm [Z4].
- 4 HWM Knives 14x14x1,2mm [V4].
- Tools for manual feed (MAN).
- Pins for automatic positioning of the knives.



Supplied in a sturdy plastic carry case

SAFETY TIPS:



The **TW-006** Torque Screwdriver is recommended for the proper fastening of screws (see page 406).

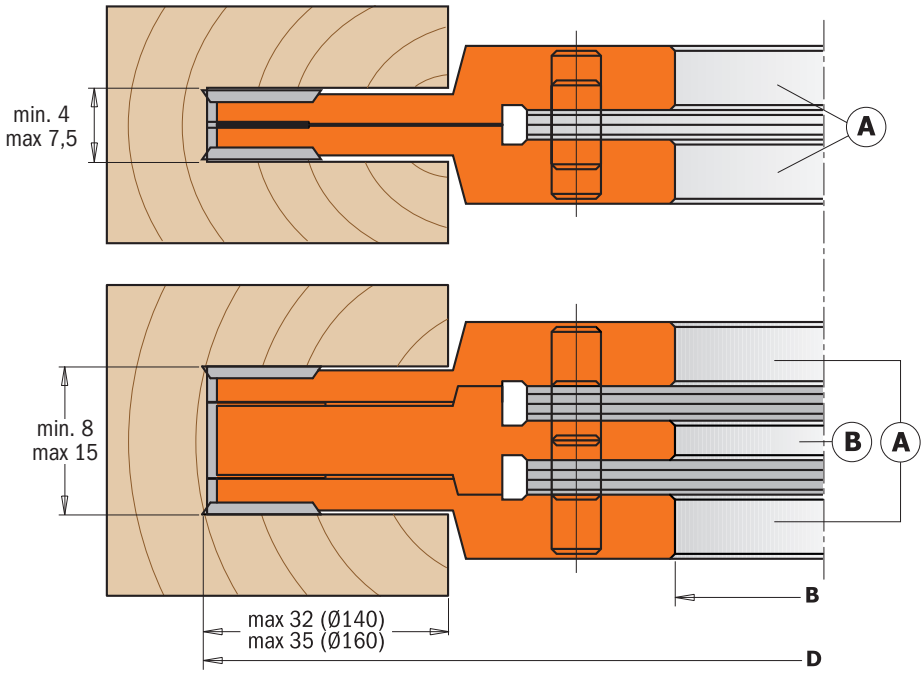

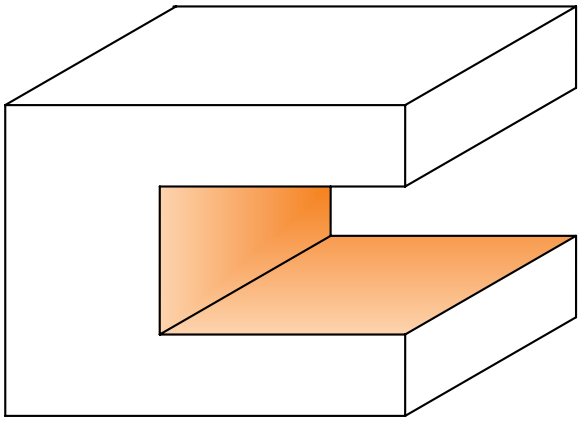

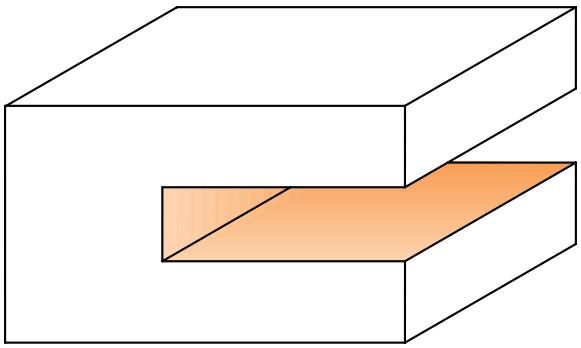

Drawing is 1:1 scale

D mm	B mm	Z+V	RPM		ORDER NO.
140	30	4+4	5500~9500	1	**694.001.30**
140	31,75	4+4	5500~9500	1	**694.001.31**
140	35	4+4	5500~9500	1	**694.001.35**
160	40	4+4	4800~8300	1	**694.001.40**
160	50	4+4	4800~8300	1	**694.001.50**

Spare parts

790.181.00*	790.140.10*	790.076.00*	695.998.21
790.181.00*	790.140.10*	790.076.00*	695.998.22
790.181.00*	790.140.10*	790.076.00*	695.998.23
790.181.00*	790.140.10*	790.076.00*	695.998.24
790.181.00*	790.140.10*	790.076.00*	695.998.25

Spare parts:

For cutter heads (A)
990.079.00 M4x3,2mm TORX® screws
991.069.00 T9 TORX® key
695.996.02 M4 (Ø12x1,7mm) threaded ring
695.996.01 M4 (Ø10x1,6mm) threaded ring

For cutter heads (B)
695.999.07 7x11x9,5mm wedge for knives
990.063.00 M5x18mm screw
991.072.00 T20 TORX® key

*Minimum 10 pieces or multiple

®Brand names mentioned in CMT products are the property of their respective owners (see back cover)

www.dahm.no



694.021 - 694.022

INSERT CARBIDE | MAN | Z4 | V4

These cutter heads are the perfect tools to create precision slots and grooves 14 - 39mm in depth.
This set includes:
- 1 cutter head type **(A)** [Z2 + V2]
- 1 cutter head type **(B)** [Z2 + V2]
- set of spacer rings.

For use on spindle moulder machines, moulders, double-end tenoners and edging machines. Perfect grooving on all materials, but ideal on hard wood, plywood and laminated panels.



Supplied in a sturdy plastic carry case

TECHNICAL DETAILS:

- Super-strength hard aluminium alloy body.
- 694.021: 8 HWM knives 13,6x13,6x2mm.
- 694.022: 4 HWM knives 19,5x12x1,5mm.
  4 HWM knives 14x14x2mm.
- Tools for manual feed (MAN).
- Pins for the automatic positioning of the knives.

SAFETY TIPS:



The **TW-006** Torque Screwdriver is recommended for the proper fastening of screws (see page 406).

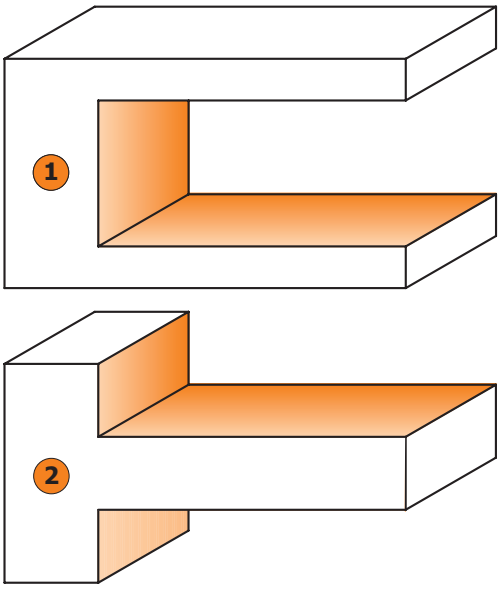

Drawing is 1:1 scale

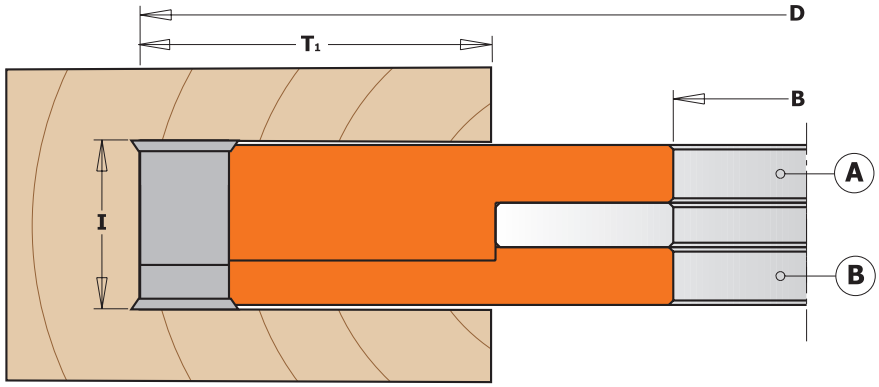

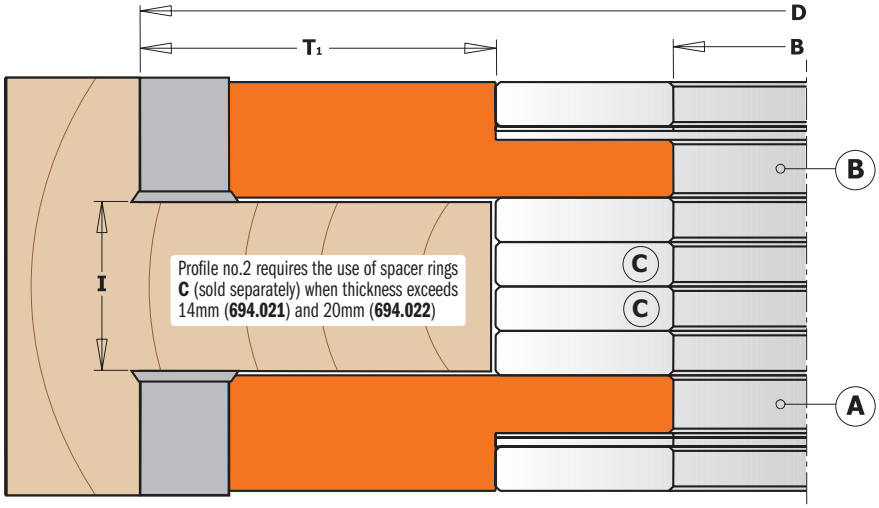

299 Spacer Rings *(Optional)*

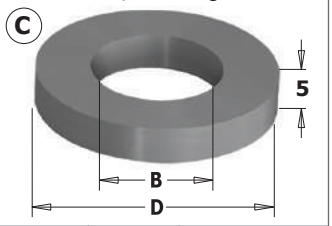

B mm	D mm	ORDER NO.
30	60	**299.560.30**
31,75	60	**299.560.31**
35	60	**299.560.35**
40	60	**299.560.40**
50	70	**299.570.50**

D mm	I mm	B mm	T1 mm	Z+V	RPM		ORDER NO.	Spare parts				
150	14-27	30	44	4+4	5000~8000	1	**694.021.30**	790.136.00*	990.093.00			695.998.41
150	14-27	31,75	44	4+4	5000~8000	1	**694.021.31**	790.136.00*	990.093.00			695.998.42
150	14-27	35	44	4+4	5000~8000	1	**694.021.35**	790.136.00*	990.093.00			695.998.43
150	14-27	40	44	4+4	5000~8000	1	**694.021.40**	790.136.00*	990.093.00			695.998.44
160	14-27	50	44	4+4	5000~8000	1	**694.021.50**	790.136.00*	990.093.00			695.998.45
170	20-39	30	54	4+4	4400~7400	1	**694.022.30**	790.140.00*	990.093.00	790.195.12*	990.094.00	695.998.46
170	20-39	31,75	54	4+4	4400~7400	1	**694.022.31**	790.140.00*	990.093.00	790.195.12*	990.094.00	695.998.47
170	20-39	35	54	4+4	4400~7400	1	**694.022.35**	790.140.00*	990.093.00	790.195.12*	990.094.00	695.998.48
170	20-39	40	54	4+4	4400~7400	1	**694.022.40**	790.140.00*	990.093.00	790.195.12*	990.094.00	695.998.49
170	20-39	50	49	4+4	4400~7400	1	**694.022.50**	790.140.00*	990.093.00	790.195.12*	990.094.00	695.998.50

Spare parts: **991.072.00** T20 TORX® key
991.073.00 T25 TORX® key

*Minimum 10 pieces or multiple

®Brand names mentioned in CMT products are the property of their respective owners (see back cover)

www.dahm.no



694.019

INSERT CARBIDE · MAN · Z12

These new cutter heads have been designed for planing and jointing soft or solid wood panels on spindle moulder machines. Ideal for routing curved elements with the aid of a bearing guide (sold separately) and a guide fence.

TECHNICAL DETAILS:
- Hard aluminium alloy body with high resistance to tensile and yield stress.
- 12 HWM Knives 14x14x2mm [Z2] with 4 spiral indexing.
- Tools for manual feed (MAN).

Supplied in a sturdy plastic twistpack.

SAFETY TIPS:



The **TW-006** Torque Screwdriver is recommended for the proper fastening of screws (see page 406).

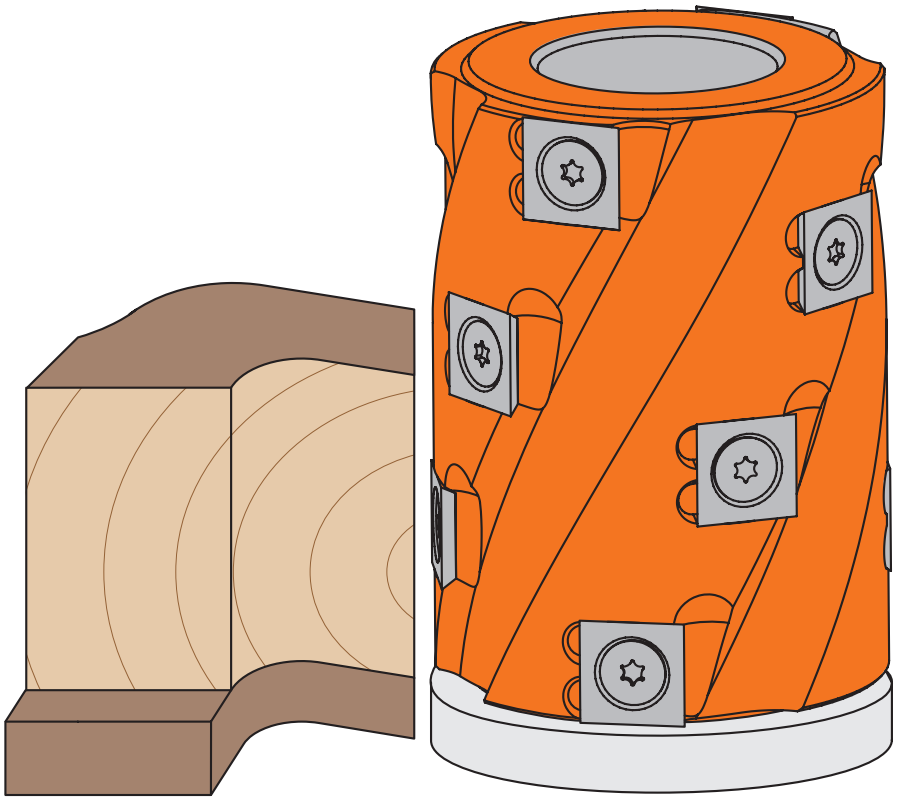

Optional bearing

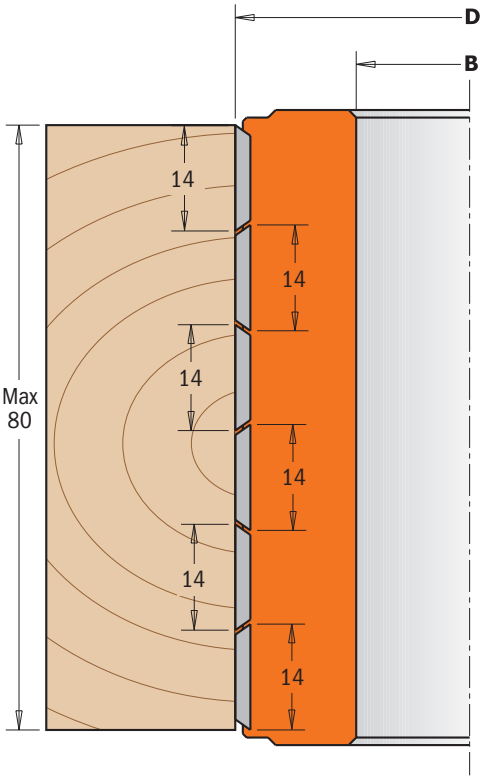

D mm	I mm	B mm	Z	RPM		ORDER NO.
62	80	30	12	8000~12000	1	**694.019.30**
62	80	35	12	8000~12000	1	**694.019.35**
80	80	40	12	8000~12000	1	**694.019.40**
80	80	50	12	8000~12000	1	**694.019.50**

Spare parts

790.140.00*	990.093.00	991.073.00
790.140.00*	990.093.00	991.073.00
790.140.00*	990.093.00	991.073.00
790.140.00*	990.093.00	991.073.00

*Minimum 10 pieces or multiple

Optional: **791.051.00** 30x62x16mm bearing
791.052.00 35x62x14mm bearing
791.054.00 40x80x18mm bearing
791.053.00 50x80x16mm bearing

Optional

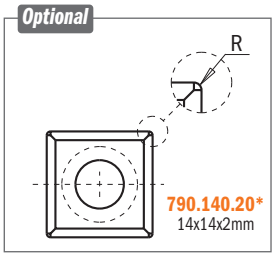

NOTE: Ideal for working curved elements together with the appropriate bearing (sold separately) and a guide fence.
In order to achieve an extra-fine finish, order the optional knife **790.140.20***





Supplied in a sturdy plastic carry case

694.005

The CMT adjustable rounding and chamfering set consists of two pieces for easy to set up on your splindle moulder machine. Includes five different knives for rounding over top and bottom edges in one single pass with a radius of 2,3,4,5 or 6mm and for 45° chamfering on material 18mm to 50mm in thickness. The improved design with shear angle guarantees perfect finishing!
For use on spindle moulder machines.

TECHNICAL DETAILS:
- Hard aluminium alloy body with high resistance to tensile and yield stress.
- One pair of HWM top knives **(A)** radius 4mm and 45° chamfer (20x20,5x2mm) [Z2].
- One pair of HWM bottom knives **(B)** radius 4mm and 45° chamfer (20x20,5x2mm) [Z2].
- Two HWM knives 50x12x1,5mm.
- Set of 21 spacer rings from 0,1 to 3mm
- Tools for manual feed (MAN)
- Pins for the automatic positioning of the knives.

SAFETY TIPS:



The **TW-006** Torque Screwdriver is recommended for the proper fastening of screws (see page 406).

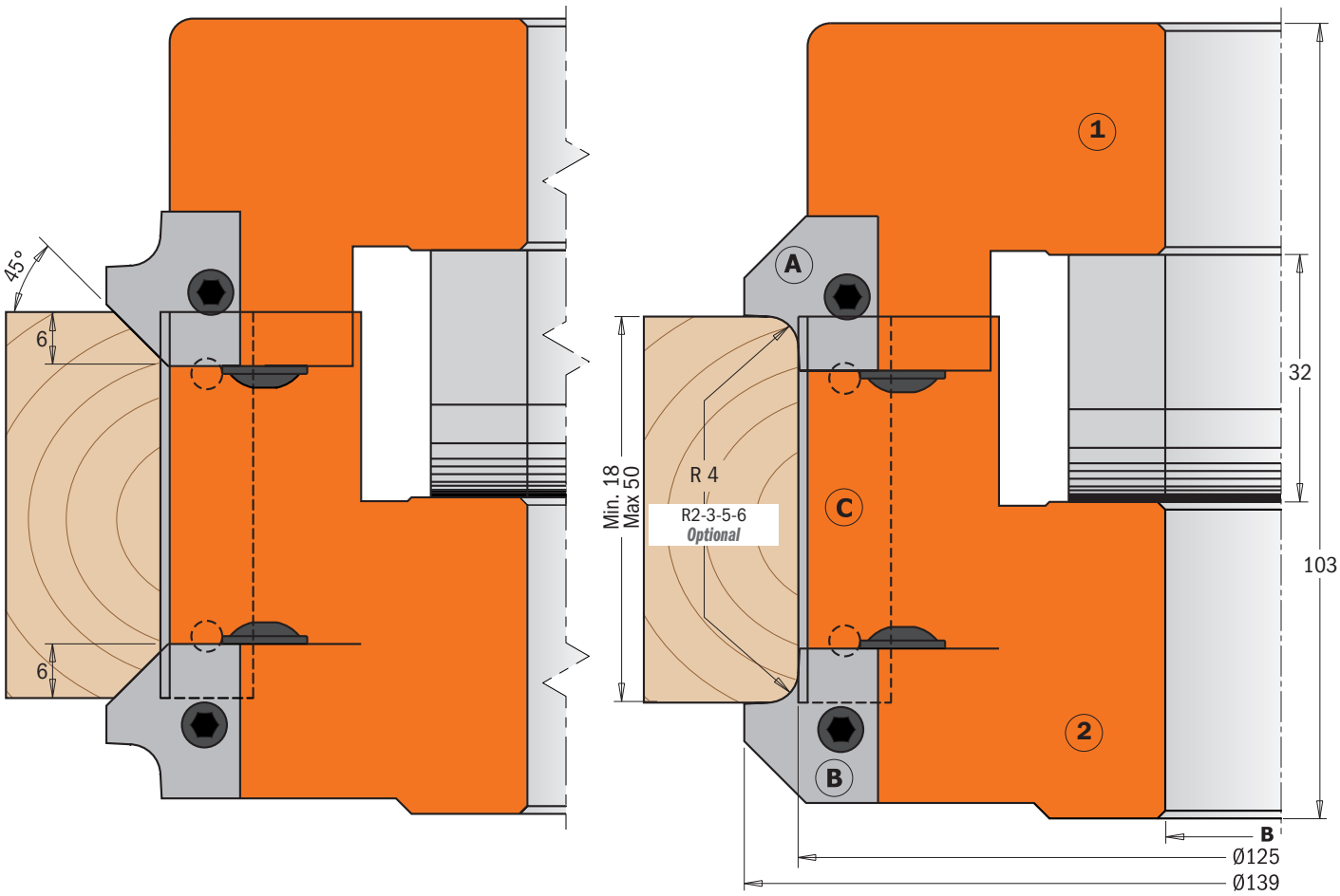

D mm	B mm	Z	RPM		ORDER NO.
139	30	2+2	5500~8400	1	**694.005.30**
139	31,75	2+2	5500~8400	1	**694.005.31**
139	35	2+2	5500~8400	1	**694.005.35**
139	40	2+2	5500~8400	1	**694.005.40**
139	50	2+2	5500~8400	1	**694.005.50**

Spare parts:

17x11x9,5mm	46x11x9,5mm		
695.999.17	695.999.46	990.064.00	695.998.11
695.999.17	695.999.46	990.064.00	695.998.12
695.999.17	695.999.46	990.064.00	695.998.13
695.999.17	695.999.46	990.064.00	695.998.14
695.999.17	695.999.46	990.064.00	695.998.15

Spare parts:
695.005.A4 R=4+45° pair of knives for roundover/chamfer (top)
695.005.B4 R=4+45° pair of knives for roundover/chamfer (bottom)
790.500.00 50x12x1,5mm knives
991.064.00 4mm hex key
991.067.00 3mm hex key

Optional:
695.005.A2 R=2+45° pair of knives for roundover/chamfer (top)
695.005.A3 R=3+45° pair of knives for roundover/chamfer (top)
695.005.A5 R=5+45° pair of knives for roundover/chamfer (top)
695.005.A6 R=6+45° pair of knives for roundover/chamfer (top)
695.005.B2 R=2+45° pair of knives for roundover/chamfer (bottom)
695.005.B3 R=3+45° pair of knives for roundover/chamfer (bottom)
695.005.B5 R=5+45° pair of knives for roundover/chamfer (bottom)
695.005.B6 R=6+45° pair of knives for roundover/chamfer (bottom)





Supplied in a sturdy plastic carry case

694.002

CMT chamfer cutter heads carry out clean accurate bevels and joints for excellent edge work.
For use on spindle moulder machines, moulder, double-end tenoners, edge banding machines.
Suitable for all materials, but ideal on hardwood, plywood and laminated panels.

TECHNICAL DETAILS:
- Hard aluminium alloy body with high resistance to tensile and yield stress.
- 2 HWM Knives 50x12x1,5mm [Z2].
- Tools for manual feed (MAN).
- Pins for the automatic positioning of the knives

SAFETY TIPS:



The **TW-006** Torque Screwdriver is recommended for the proper fastening of screws (see page 406).

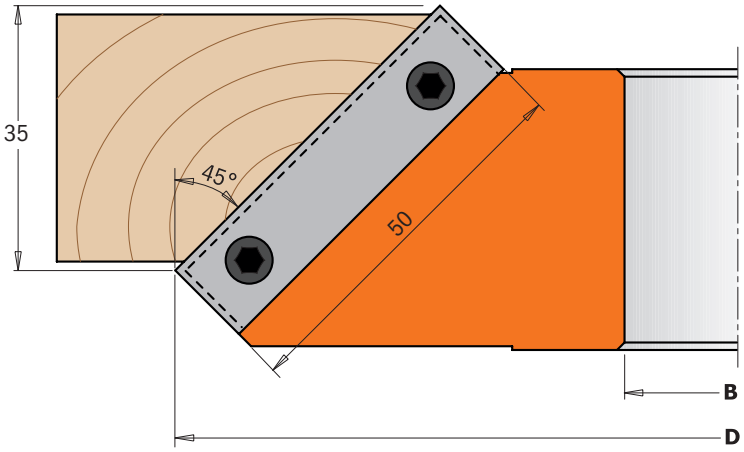

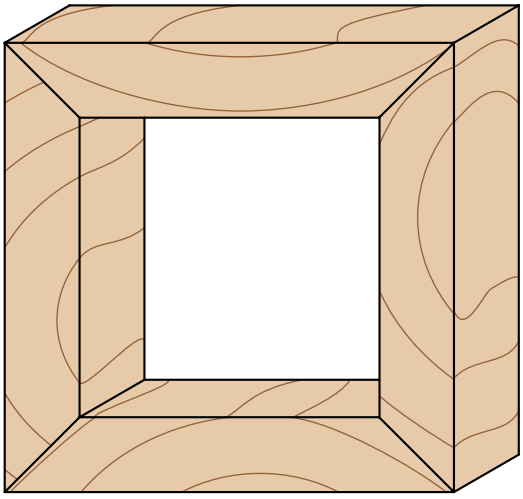

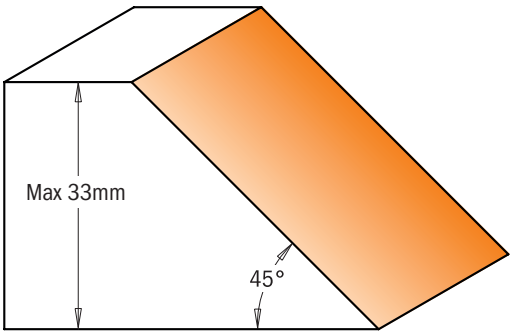

Drawing is 1:1 scale

D mm	B mm	Z	RPM		ORDER NO.
150	30	2	5100~8800	1	**694.002.30**
150	31,75	2	5100~8800	1	**694.002.31**
150	35	2	5100~8800	1	**694.002.35**
150	40	2	5100~8800	1	**694.002.40**
160	50	2	5100~8800	1	**694.002.50**

Spare parts

790.500.00*	695.999.42	990.064.00	991.064.00
790.500.00*	695.999.42	990.064.00	991.064.00
790.500.00*	695.999.42	990.064.00	991.064.00
790.500.00*	695.999.42	990.064.00	991.064.00
790.500.00*	695.999.42	990.064.00	991.064.00

*Minimum 10 pieces or multiple

Adjustable Chamfer Cutter Heads with Positive Stop



694.018

This adjustible chamfer cutter head carries out very precise cuts on solid boards. **For use on spindle moulding machines, moulder, double-end tenoners and edging machines.**



Supplied in a sturdy plastic carry case

TECHNICAL DETAILS:
- Tool body made from high strength aluminum alloy extremely resistant to tensile and yield stress
- Manual feed tool (MAN)
- 2 HWM knives 40x12x1,5mm[Z2]
- Adjustable swivelling blades
- Range: ± 45° (Rotates at 7,5° intervals; Precision= 7,5°)

SAFETY TIPS:



The **TW-006** Torque Screwdriver is recommended for the proper fastening of screws (see page 406).

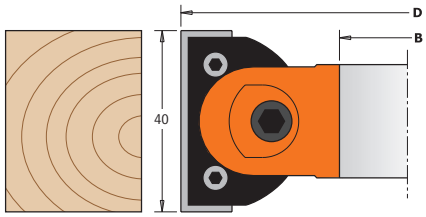

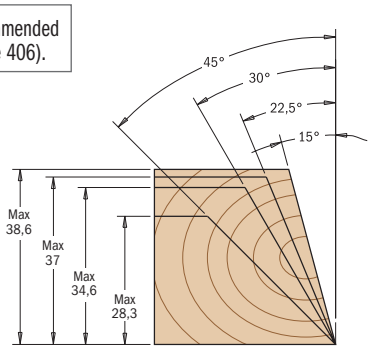

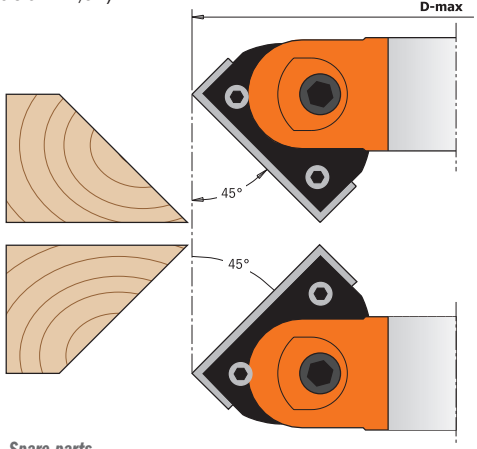

D mm	I mm	B mm	Z	D_Max 45° mm	RPM		ORDER NO.
120	40	30	2	140	6400~8500	1	**694.018.30**
120	40	35	2	140	6400~8500	1	**694.018.35**
145	40	40	2	165	5900~7400	1	**694.018.40**
145	40	50	2	165	5900~7400	1	**694.018.50**

Spare parts: **991.065.00** 5mm hex key

Spare parts

695.018.01	790.400.00*	990.094.00	991.072.00
695.018.01	790.400.00*	990.094.00	991.072.00
695.018.01	790.400.00*	990.094.00	991.072.00
695.018.01	790.400.00*	990.094.00	991.072.00

*Minimum 10 pieces or multiple

Professional Adjustable Chamfer Cutter Heads



694.017

These new professional adjustable chamfer cutter heads carry out precise cuts, accurate bevels and joint work on solid wooden boards. **For use on spindle moulder machines, moulder, double-end tenoner and edging machines.**

SAFETY TIPS:



The **TW-006** Torque Screwdriver is recommended for the proper fastening of screws (see page 406).



Supplied in a sturdy plastic carry case

TECHNICAL DETAILS:
- Tool body made from high strength aluminum alloy extremely resistant to tensile and yield stress
- Manual feed tool (MAN)
- 2 HWM knives 50x12x1,5mm [Z2]
- Adjustable swivelling blades
- Range ± 90° (Rotates at 7,5° intervals; Precision = 7,5°)

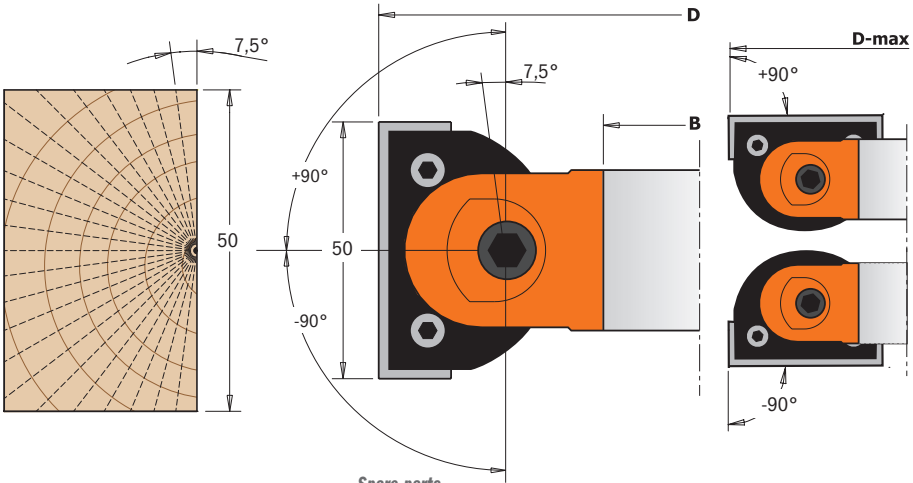

D mm	I mm	B mm	Z	D_Max 45° mm	RPM		ORDER NO.
160	50	30	2	183	4800~6000	1	**694.017.30**
160	50	35	2	183	4800~6000	1	**694.017.35**
160	50	50	2	183	4800~6000	1	**694.017.50**

Spare parts: **991.081.00** 4mm hex key

Spare parts

695.017.01	790.500.00*	695.999.48	990.106.00	991.067.00
695.017.01	790.500.00*	695.999.48	990.106.00	991.067.00
695.017.01	790.500.00*	695.999.48	990.106.00	991.067.00

*Minimum 10 pieces or multiple



694.003

INSERT CARBIDE | MAN | Z2

Innovative cutter heads featuring three different knives for making six radius roundover profiles. Standard cutter heads are sold with knives featuring 5 and 10mm radii; two more knife sets are available for making 4-8mm and 3-6mm radii. **For use on spindle moulder machines, moulder machines and shaping machines.** Suitable for all materials, but ideal on hard wood and panels.

TECHNICAL DETAILS:
- Hard aluminium alloy body with high resistance to tensile and yield stress.
- 2 HWM knives radius 5/10mm (25x24,8x2mm) [Z2].
- Tools for manual feed (MAN).
- Pins for the automatic positioning of the knives.

SAFETY TIPS:



The **TW-006** Torque Screwdriver is recommended for the proper fastening of screws (see page 406).

Standard

Pair of knives **695.003.05**

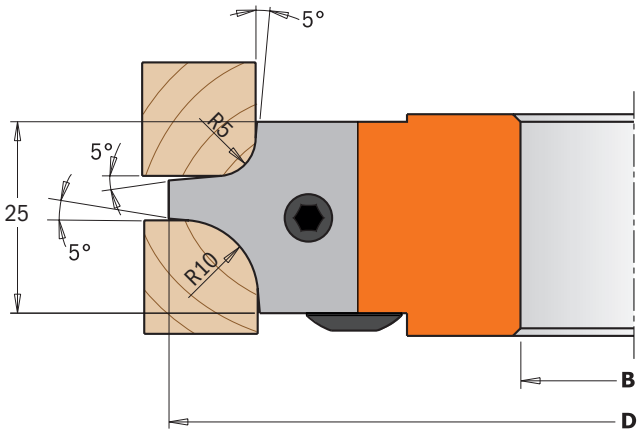



Supplied in a sturdy plastic carry case

Optional

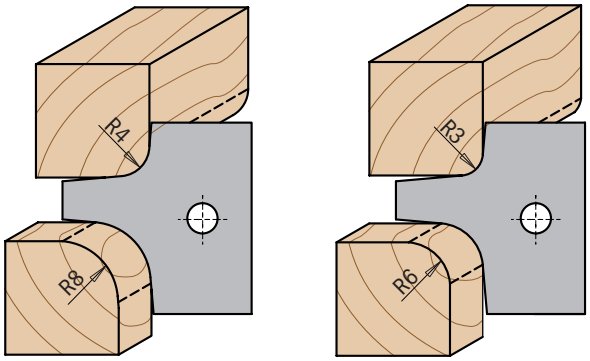

Pair of knives **695.003.04**

Pair of knives **695.003.03**

Drawing is 1:1 scale

D mm	B mm	Z	RPM		ORDER NO.
113	30	2	6700~11000	1	**694.003.30**
113	31,75	2	6700~11000	1	**694.003.31**
113	35	2	6700~11000	1	**694.003.35**
128	40	2	5900~9700	1	**694.003.40**
128	50	2	5900~9700	1	**694.003.50**

Spare parts

x2			
695.003.05	695.999.22	990.064.00	991.064.00
695.003.05	695.999.22	990.064.00	991.064.00
695.003.05	695.999.22	990.064.00	991.064.00
695.003.05	695.999.22	990.064.00	991.064.00
695.003.05	695.999.22	990.064.00	991.064.00

Optional: **695.003.04** R=4/8mm (25x24,8x2mm) pair of profiled knives
695.003.03 R=3/6mm (25x24,8x2mm) pair of profiled knives



694.004

INSERT CARBIDE | MAN | Z2

Innovative cutter heads supporting two different knives for making four radius roundover profiles. Standard cutter heads are sold with knives featuring 15 and 20mm radii; an additional knife set is available for 12-18mm radii . **For use on spindle moulder machines, moulder and shaping machines.** Suitable for all materials, but ideal on hard wood and wood panels.

TECHNICAL DETAILS:
- Hard aluminium alloy body with high resistance to tensile and yield stress.
- 2 HWM knives radius 15/20mm (45x34,5x2mm) [Z2].
- Tools for manual feed (MAN).
- Pins for the automatic positioning of the knives.

SAFETY TIPS:



The **TW-006** Torque Screwdriver is recommended for the proper fastening of screws (see page 406).

Standard — Pair of knives **695.004.15**

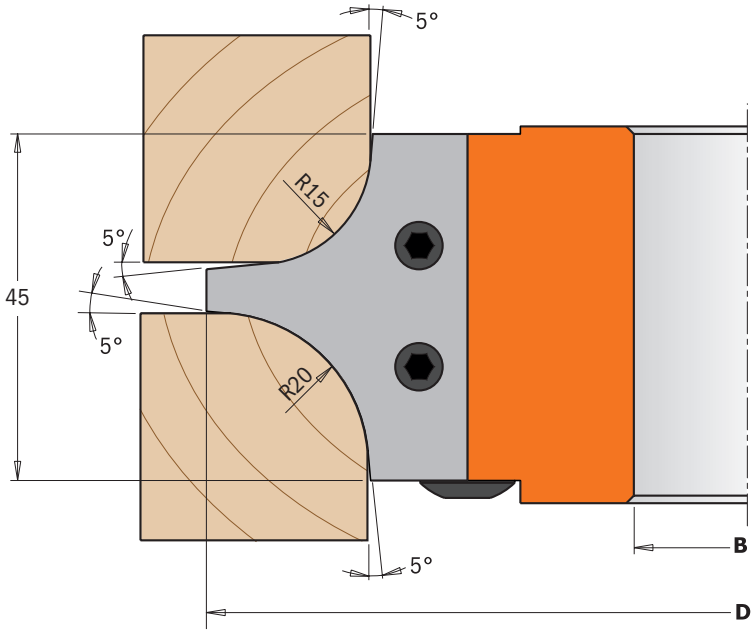



Supplied in a sturdy plastic carry case

Optional

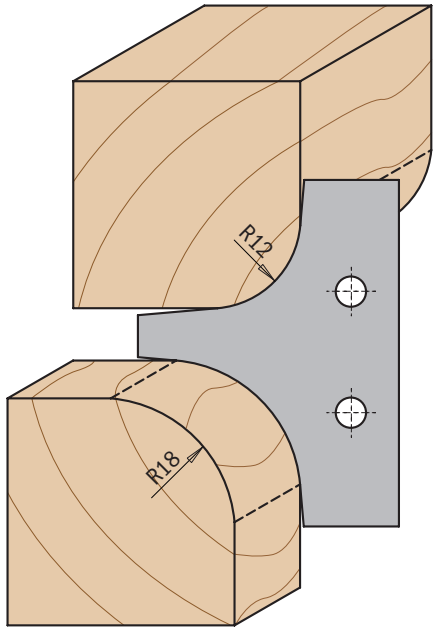

Drawing is 1:1 scale

Pair of knives **695.004.12**

D mm	B mm	Z	RPM		ORDER NO.
132	30	2	5700~9500	1	**694.004.30**
132	31,75	2	5700~9500	1	**694.004.31**
132	35	2	5700~9500	1	**694.004.35**
147	40	2	5100~8500	1	**694.004.40**
147	50	2	5100~8500	1	**694.004.50**

Spare parts

x2			
695.004.15	695.999.42	990.064.00	991.064.00
695.004.15	695.999.42	990.064.00	991.064.00
695.004.15	695.999.42	990.064.00	991.064.00
695.004.15	695.999.42	990.064.00	991.064.00
695.004.15	695.999.42	990.064.00	991.064.00

Optional: **695.004.12** R=12/18mm (45x34,5x2mm) pair of profiled knives





Supplied in a sturdy plastic carry case

694.007

INSERT CARBIDE · MAN · Z2

These cutter heads are perfect for making furniture, doors and drawer fronts simply and stylishly by applying a final touch with a CMT cove bit. It is also used for making perfect roundover profiles, drop leaf counters and table tops. You can use three different knives for carrying out roundover and cove profiles with 10, 12 and 15mm radii. **For use on spindle moulder machines, moulder and shaping machines.** Suitable for all materials, but ideal on solid wood and panel materials.

TECHNICAL DETAILS:
- Hard aluminium alloy body with high resistance to tensile and yield stress.
- 2 HWM knives radius 10mm (34,8x29,3x2mm) [Z2].
- Tools for manual feed (MAN).
- Pins for the automatic positioning of the knives.

SAFETY TIPS:



The **TW-006** Torque Screwdriver is recommended for the proper fastening of screws (see page 406).

Standard — Pair of knives **695.007.10**

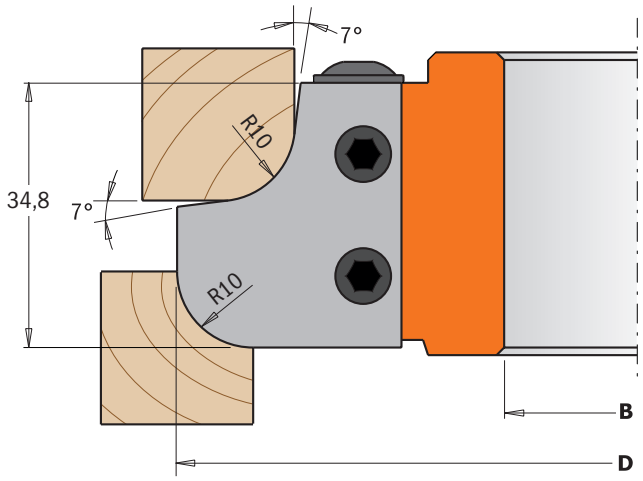

Optional — Pair of knives **695.007.12** — Pair of knives **695.007.15**

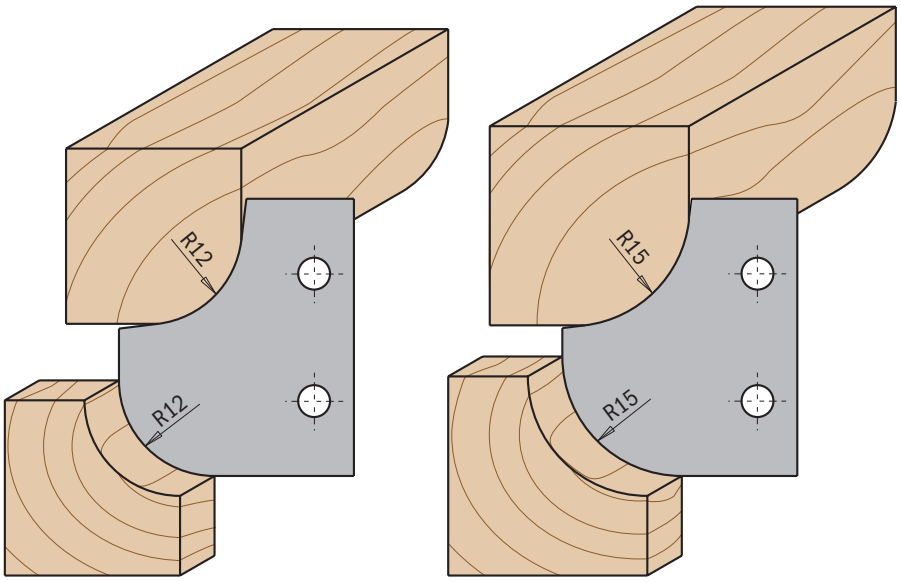

Drawing is 1:1 scale

D mm	B mm	Z	RPM		ORDER NO.
121	30	2	6300~10500	1	**694.007.30**
121	31,75	2	6300~10500	1	**694.007.31**
121	35	2	6300~10500	1	**694.007.35**
136	40	2	5100~8500	1	**694.007.40**
136	50	2	5100~8500	1	**694.007.50**

Spare parts

x2			
695.007.10	695.999.31	990.064.00	991.064.00
695.007.10	695.999.31	990.064.00	991.064.00
695.007.10	695.999.31	990.064.00	991.064.00
695.007.10	695.999.31	990.064.00	991.064.00
695.007.10	695.999.31	990.064.00	991.064.00

Optional: **695.007.12** R=12mm (34,8x29,3x2mm) pair of roundover/cove knives
695.007.15 R=15mm (34,8x29,3x2mm) pair of roundover/cove knives



694.008

INSERT CARBIDE | MAN | Z2

The CMT professional finger joint cutter head makes the strongest side-to-side joints on all wood types and composites. The tightness of the joint and the maximum surface area for glue application ensure that the joint itself is stronger than an unworked piece of wood. Maximum thickness 47mm.
For use on spindle moulder machines. Perfect for moulding and furniture specialists. Suitable for all materials, but ideal on hard wood and wood panels.

TECHNICAL DETAILS:
- Hard aluminium alloy body with high resistance to tensile and yield stress.
- 2 HWM knives 49,6x11,9x1,5mm [Z2].
- Tools for manual feed (MAN).
- Pins for the automatic positioning of the knives.



Supplied in a sturdy plastic carry case

SAFETY TIPS:



The **TW-006** Torque Screwdriver is recommended for the proper fastening of screws (see page 406).

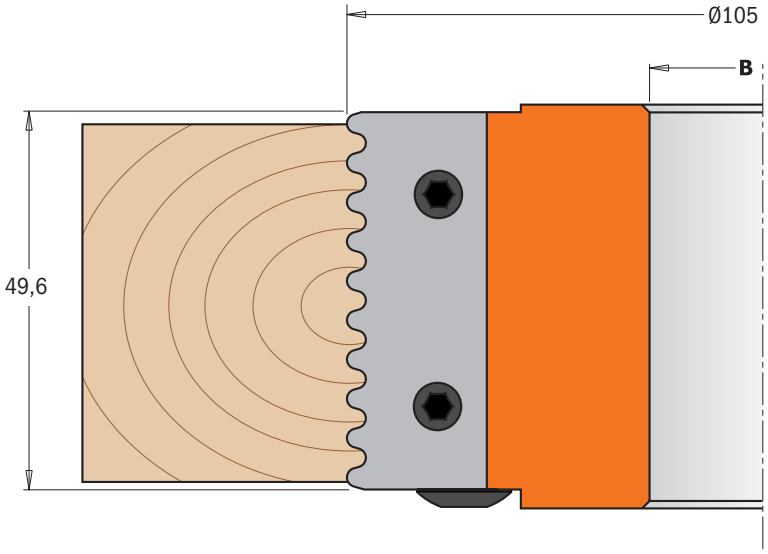

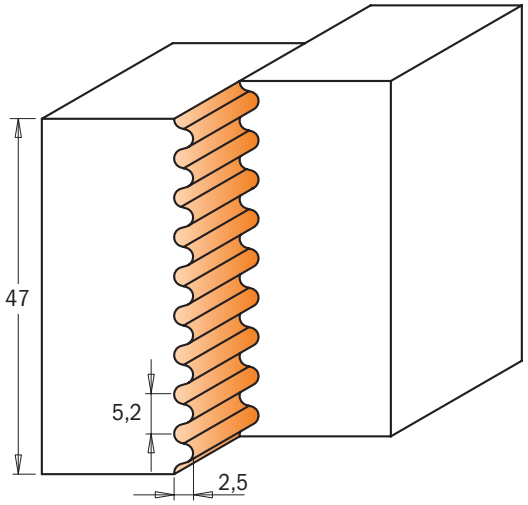

Drawing is 1:1 scale

D mm	B mm	Z	RPM		ORDER NO.
105	30	2	7300~11500	1	**694.008.30**
105	31,75	2	7300~11500	1	**694.008.31**
105	35	2	7300~11500	1	**694.008.35**
105	40	2	7300~11500	1	**694.008.40**
105	50	2	7300~11500	1	**694.008.50**

Spare parts

x2			
695.008.01	695.999.49	990.066.00	991.067.00
695.008.01	695.999.49	990.066.00	991.067.00
695.008.01	695.999.49	990.066.00	991.067.00
695.008.01	695.999.49	990.066.00	991.067.00
695.008.01	695.999.49	990.066.00	991.067.00

Optional:
695.998.2630 Ø50x2,6x30mm guide ring
695.998.2631 Ø50x2,6x31,75mm guide ring
695.998.2635 Ø55x2,6x35mm guide ring
695.998.2640 Ø60x2,6x40mm guide ring
695.998.2650 Ø70x2,6x50mm guide ring





Supplied in a sturdy plastic carry case

694.009

INSERT CARBIDE | MAN | Z2

One of the unique characteristics of this CMT cutter head is its capacity to craft indestructible glue joints both quickly and accurately. Ideal for shaping panels, doors and furniture pieces of wide proportion.
Simply run one side of the panel, turn the panel over, and then run the opposite side. The result? Perfectly harmonized reverse cuts which match up to produce a flawless joint. Excellent for most materials, but ideal on hard wood, and wood panels.
For spindle moulder machines and double-end tenoners.

TECHNICAL DETAILS:
- Hard aluminium alloy body with high resistance to tensile and yield stress.
- 2 HWM knives 40x18x2mm [Z2].
- Tools for manual feed (MAN).
- Pins for the automatic positioning of the knives.

SAFETY TIPS:



The **TW-006** Torque Screwdriver is recommended for the proper fastening of screws (see page 406).

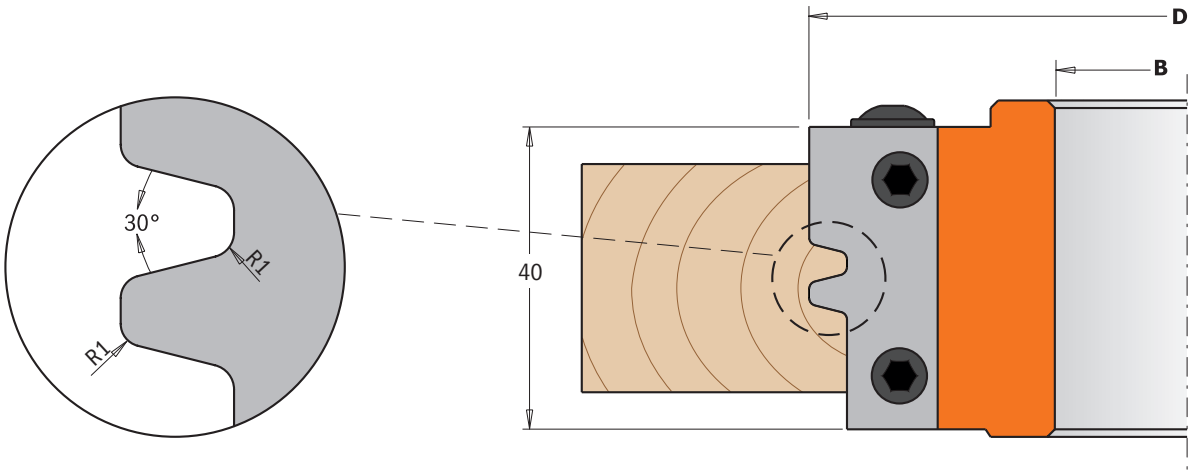

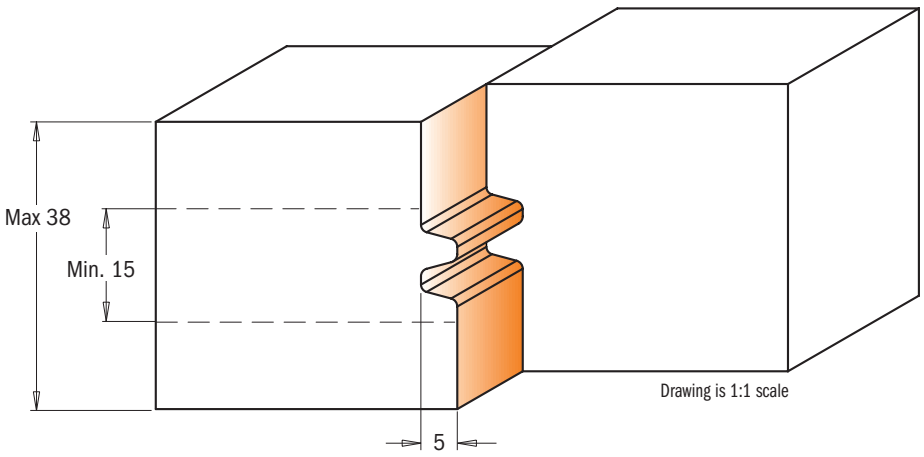

D mm	B mm	Z	RPM		ORDER NO.
100	30	2	7500~12500	1	**694.009.30**
100	31,75	2	7500~12500	1	**694.009.31**
100	35	2	7500~12500	1	**694.009.35**
120	40	2	6400~10500	1	**694.009.40**
120	50	2	6400~10500	1	**694.009.50**

Spare parts

x2			
695.009.01	695.999.38	990.064.00	991.064.00
695.009.01	695.999.38	990.064.00	991.064.00
695.009.01	695.999.38	990.064.00	991.064.00
695.009.01	695.999.38	990.064.00	991.064.00
695.009.01	695.999.38	990.064.00	991.064.00





Supplied in a sturdy plastic carry case

694.011

INSERT CARBIDE | MAN | Z2

CMT's lock miter cutter heads are ideal for milling miter joints in stock a maximum of 28mm in thickness. Create boxes, stretcher bars, frames and any assortment of right angle (90°) or parallel joint projects. Two easy steps to produce perfect fitting 45° miter joints: first, position and mill your workpiece horizontally, then vertically.
Create parallel glue joints in two steps: position and mill your workpiece horizontally, internal side facing down, and then turn it facing up. **For use on spindle moulder machines and shaper machines.** Perfect on all materials, but ideal on solid wood and panels.

Technical details:

- Hard aluminium alloy body with high resistance to tensile and yield stress.
- 2 HWM knives 43x23x2mm [Z2].
- Tools for manual feed (MAN).
- Pins for the automatic positioning of the knives.

Safety tips:



The **TW-006** Torque Screwdriver is recommended for the proper fastening of screws (see page 406).

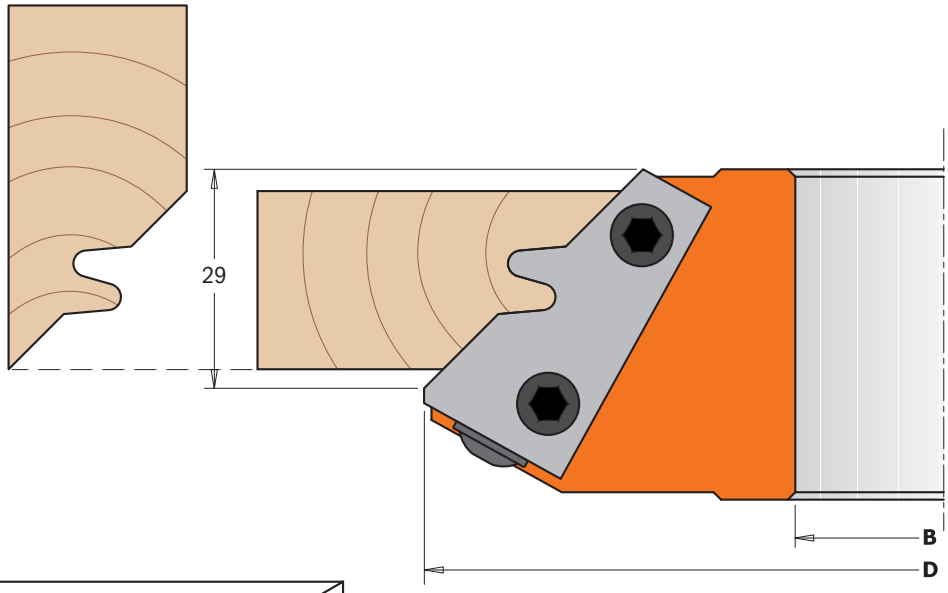

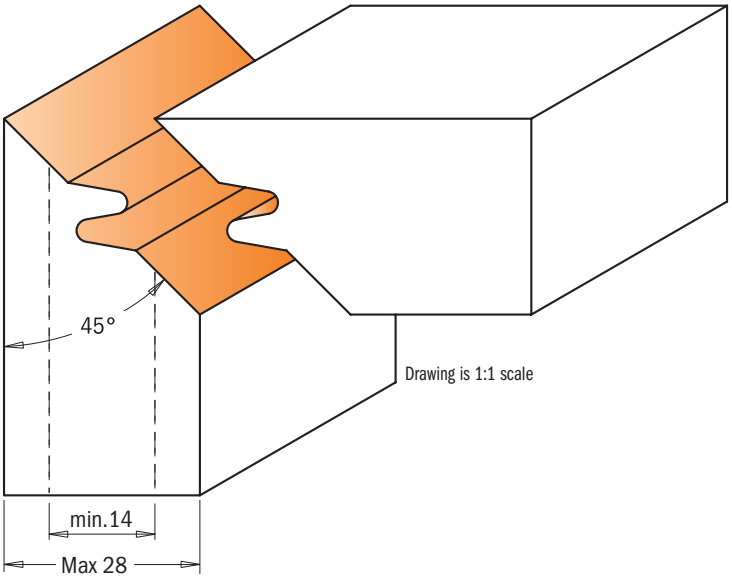

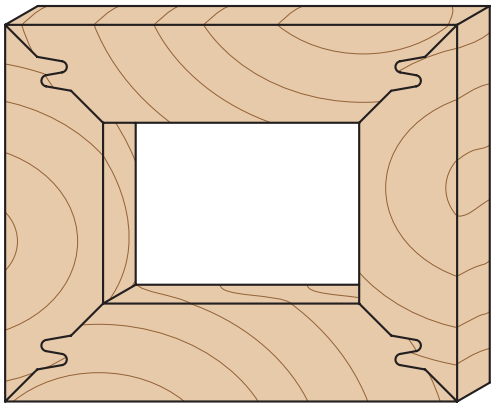

D mm	B mm	Z	RPM		ORDER NO.
140	30	2	5500~9500	1	**694.011.30**
140	31,75	2	5500~9500	1	**694.011.31**
140	35	2	5500~9500	1	**694.011.35**
140	40	2	5500~9500	1	**694.011.40**
150	50	2	5100~8800	1	**694.011.50**

Spare parts

x2			
695.011.01	695.999.42	990.064.00	991.064.00
695.011.01	695.999.42	990.064.00	991.064.00
695.011.01	695.999.42	990.064.00	991.064.00
695.011.01	695.999.42	990.064.00	991.064.00
695.011.01	695.999.42	990.064.00	991.064.00





Supplied in a sturdy plastic carry case

694.012

These new CMT cutter heads will allow you to make classic raised panels on furniture, interior and cabinet doors. An exceptional tool that makes up to six different profiles using the optional knives included. A practical and economical solution. We recommend multiple passes for safe and accurate finishing. **For use on spindle moulders and double-end tenoners.** Perfect for all materials, but ideal on hard wood and panels.

TECHNICAL DETAILS:
- Hard aluminium alloy body with high resistance to tensile and yield stress.
- 2 HWM Knives type **(A)** 50x25x2mm [Z2].
- Tools for manual feed (MAN)
- Pins for the automatic positioning of the knives.

SAFETY TIPS:



The **TW-006** Torque Screwdriver is recommended for the proper fastening of screws (see page 406).

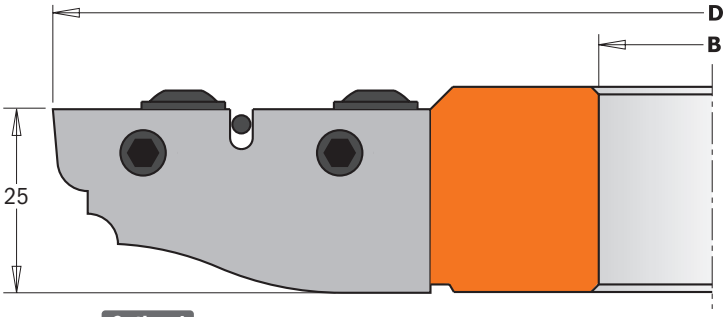

Standard Pair of knives **695.012A**

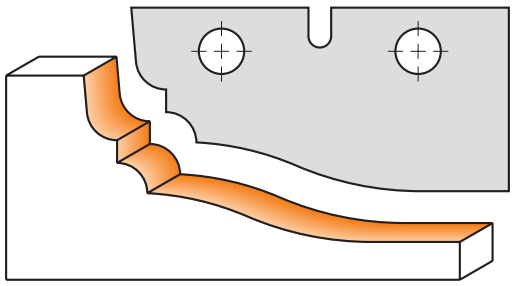

Drawing is 1:1 scale

Optional

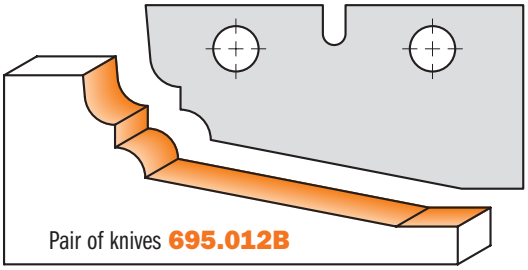

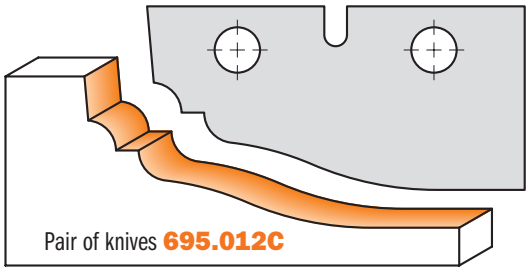

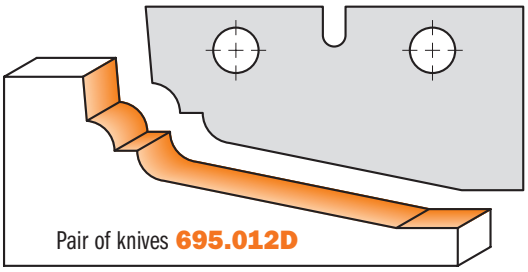

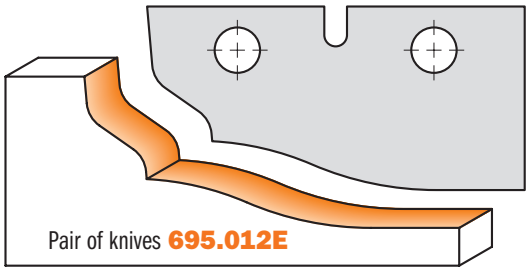

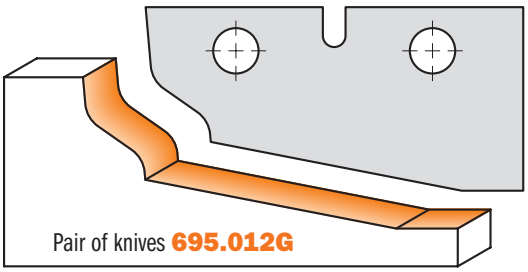

D mm	I mm	B mm	Z	RPM		ORDER NO.
180	25	30	2	4200~7000	1	**694.012.30**
180	25	35	2	4200~7000	1	**694.012.35**
180	25	40	2	4200~7000	1	**694.012.40**
180	25	50	2	4200~7000	1	**694.012.50**

Spare parts

x2		
695.012A	990.107.00	991.067.00
695.012A	990.107.00	991.067.00
695.012A	990.107.00	991.067.00
695.012A	990.107.00	991.067.00

Optional: **695.012B** 50x25x2mm pair of knives type (B)
695.012C 50x25x2mm pair of knives type (C)
695.012D 50x25x2mm pair of knives type (D)
695.012E 50x25x2mm pair of knives type (E)
695.012G 50x25x2mm pair of knives type (G)





Supplied in a sturdy plastic carry case

694.013

We offer a traditional approach to panel construction with these CMT raised panel cutter heads. Engineered using the most sophisticated technology, it represents a key element in the artisans' workshop. Create classic raised panels on furniture, interior and cabinet doors on solid wood and wooden boards, and achieve three different profiles by adjusting the cutting depth. We recommend multiple passes for safe and accurate finishing. **For use on spindle moulders, moulders, and double-end tenoners**. Perfect for all materials, but ideal on hard wood and panels.

TECHNICAL DETAILS:
- Hard aluminium alloy body with high resistance to tensile and yield stress.
- 2 HWM Knives type **(A)** 19,8x11,9x1,5mm [Z2].
- 2 HWM Knives type **(B)** 60x11,9x1,5mm [Z2].
- Tools for manual feed (MAN).
- Pins for the automatic positioning of the knives.

SAFETY TIPS:



The **TW-006** Torque Screwdriver is recommended for the proper fastening of screws (see page 406).

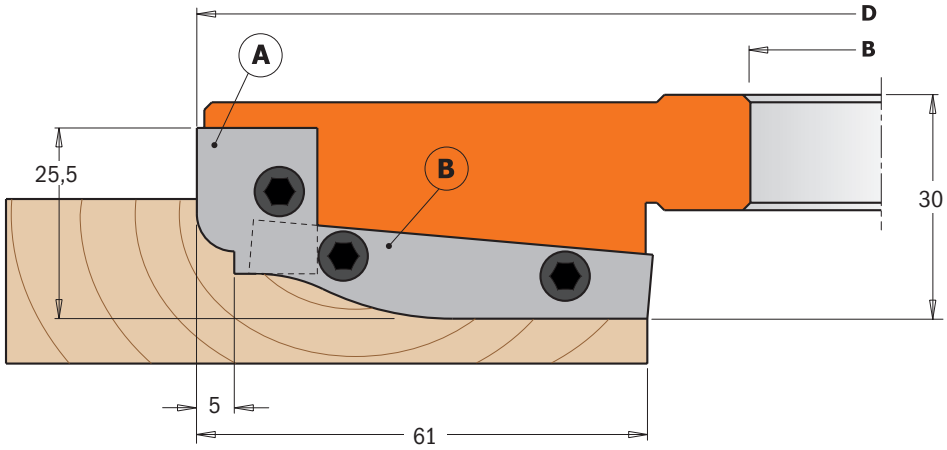

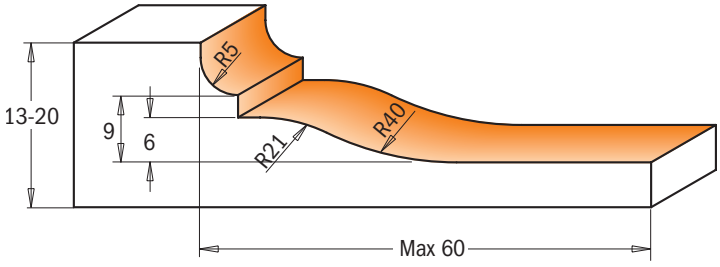

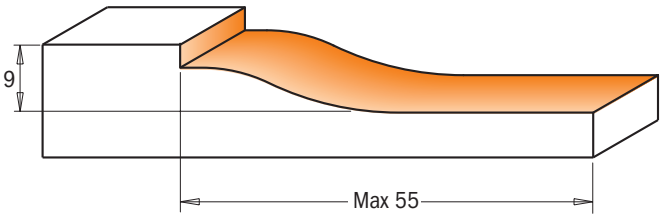

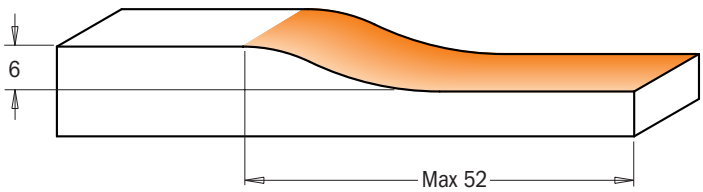

Drawing is 1:1 scale

D mm	B mm	Z	RPM		ORDER NO.
183	30	2+2	4100~7000	1	**694.013.30**
183	31,75	2+2	4100~7000	1	**694.013.31**
183	35	2+2	4100~7000	1	**694.013.35**
200	40	2+2	3800~6400	1	**694.013.40**
200	50	2+2	3800~6400	1	**694.013.50**

Spare parts

x2	16x11x9,5mm	x2	53x11x9,5mm	
695.013.A1	695.999.16	695.013.A2	695.999.53	990.066.00
695.013.A1	695.999.16	695.013.A2	695.999.53	990.066.00
695.013.A1	695.999.16	695.013.A2	695.999.53	990.066.00
695.013.A1	695.999.16	695.013.A2	695.999.53	990.066.00
695.013.A1	695.999.16	695.013.A2	695.999.53	990.066.00

Spare parts: **991.083.00** 3x90x135mm hex key





Supplied in a sturdy plastic carry case

694.015

INSERT CARBIDE | MAN | Z2 | V4

These versatile sets were designed to make furniture and doors on soft and hardwood. It allows the insertion of five different knives to produce the most popular and classical profiles. The adjustable cutter, included in the set, can also be used individually to carry out grooves between 8mm 15mm. For use on spindle moulders and moulder machines. Perfect on hard wood and panels maximum 22 - 25mm in thickness.

TECHNICAL DETAILS:

- Hard aluminium alloy body with high resistance to tensile and yield stress for cutter heads **(1 & 2)**.
- Super-strength steel body for cutter head (3).
- 2 HWM knives type **(A1)** 25x29,8x2mm [Z2].
- 2 HWM knives type **(A2)** 25x29,8x2mm [Z2].
- 4 HWM knives 7,65x12x1,5mm [Z4].
- 4 HWM knives 14x14x2m for heads type **(1 & 2)**.
- 12 spacer rings from 0,1 to 3mm for heads type **(1 & 2)**.
- 12 spacer rings from 0,1 to 2mm for heads type **(3)**.
- Tools for manual feed (MAN).
- Pins for the automatic positioning of the knives.

SAFETY TIPS:



The **TW-006** Torque Screwdriver is recommended for the proper fastening of screws (see page 406).

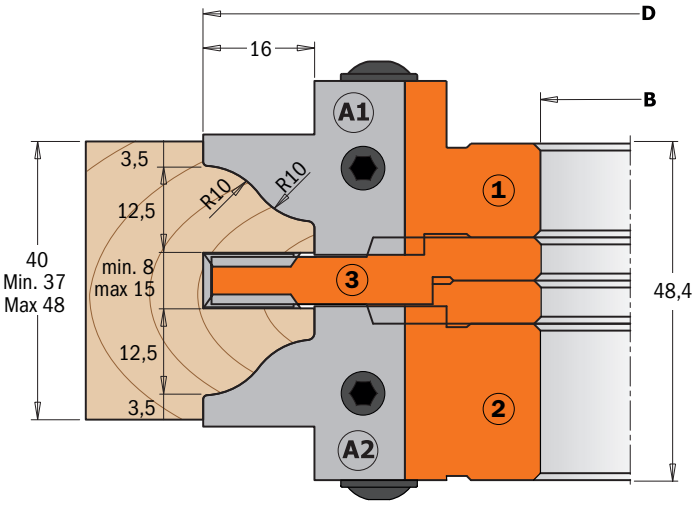

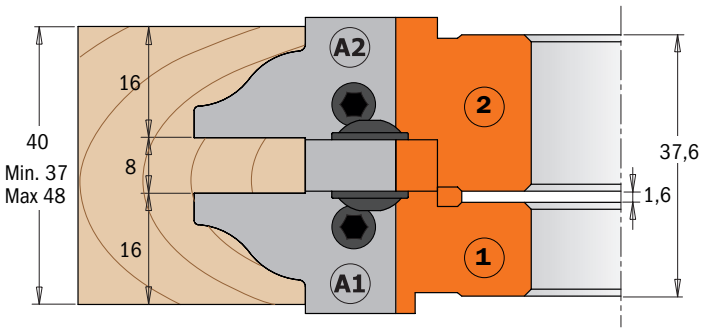

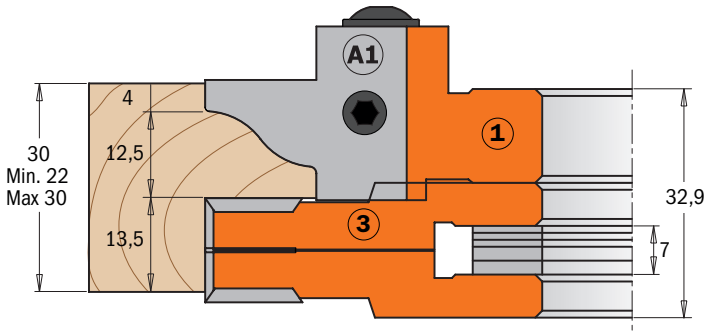

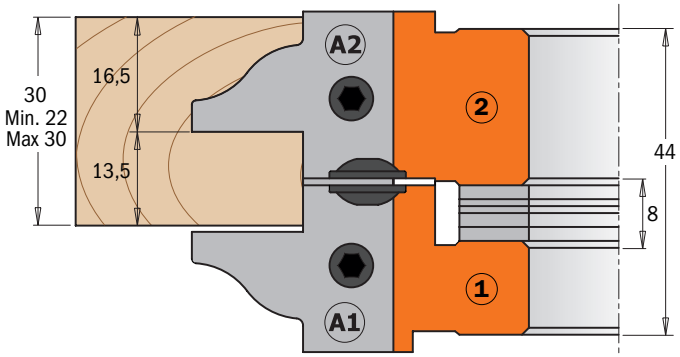

D mm	B mm	Z+V	RPM		ORDER NO.
132	30	2+4	5700~9500	1	**694.015.30**
132	31,75	2+4	5700~9500	1	**694.015.31**
132	35	2+4	5700~9500	1	**694.015.35**
147	40	2+4	5100~8500	1	**694.015.40**
147	50	2+4	5100~8500	1	**694.015.50**

Spare parts		Optional
695.998.01	695.998.21	695.998.30
695.998.02	695.998.22	695.998.31
695.998.03	695.998.23	695.998.35
695.998.04	695.998.06	695.998.40
695.998.05	695.998.07	

Spare parts:

Head type (1)

695.015.A1 25x29,8x2mm HWM pair of knives (A1)
695.015.B1 25x29,8x2mm HWM pair of knives (B1)
695.015.C1 25x29,8x2mm HWM pair of knives (C1)
695.015.D1 25x29,8x2mm HWM pair of knives (D1)
695.015.E1 25x29,8x2mm HWM pair of knives (E1)
695.999.23 23x11x9,5mm wedge for knives
990.066.00 M6x16mm screw
991.067.00 3mm hex key

Head type (2)

695.015.A2 25x29,8x2mm HWM pair of knives (A2)
695.015.B2 25x29,8x2mm HWM pair of knives (B2)
695.015.C2 25x29,8x2mm HWM pair of knives (C2)
695.015.D2 25x29,8x2mm HWM pair of knives (D2)
695.015.E2 25x29,8x2mm HWM pair of knives (E2)
695.999.24 23x11x9,5mm wedge for knives
990.066.00 M6x16mm screws
991.067.00 3mm hex key

Head type (3)

790.076.00* 7,65x12x1,5mm HWM knives
695.999.07 6,8x11x9,5mm wedge for knives
990.063.00 M5x18mm screw
991.072.00 T20 hex key
790.140.00* 14x14x2mm HWM Knives
990.080.00 M5x6,5mm screw
991.073.00 T25 hex key

*Minimum 10 pieces or multiple

Standard

Pair of knives **695.015.A1** - Pair of knives **695.015.A2**

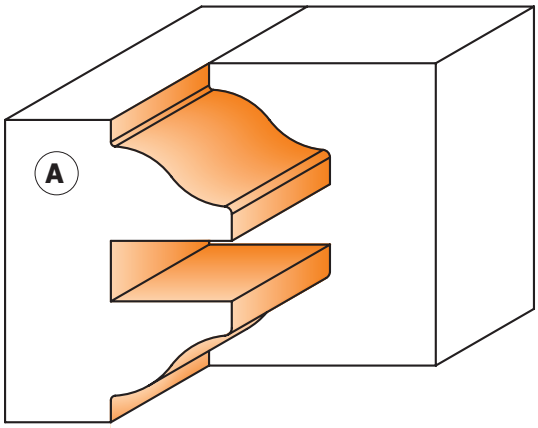

Drawing is 1:1 scale

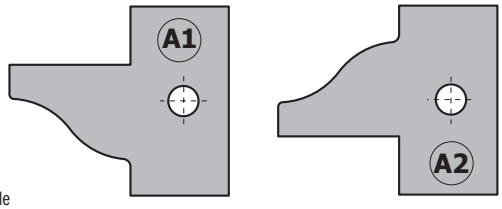

Optional

Pair of knives **695.015.B1**
Pair of knives **695.015.B2**

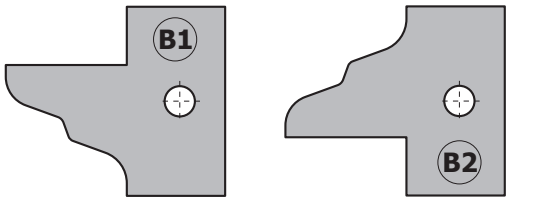

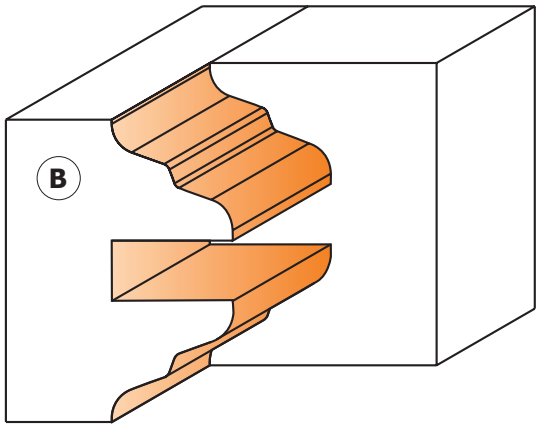

Pair of knives **695.015.C1**
Pair of knives **695.015.C2**

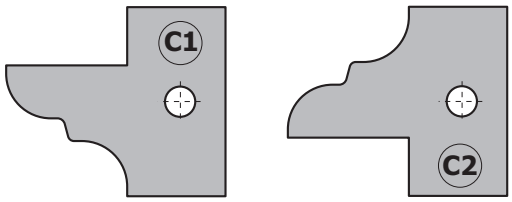

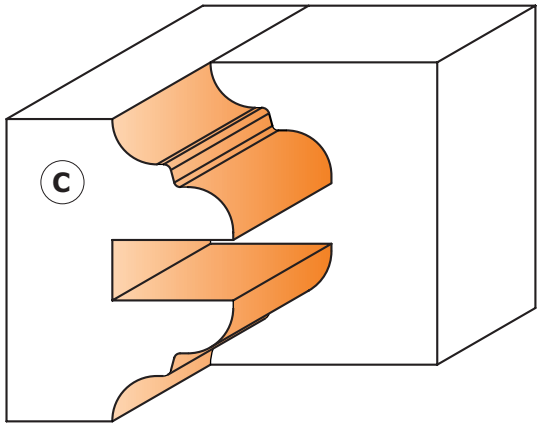

Pair of knives **695.015.D1**
Pair of knives **695.015.D2**

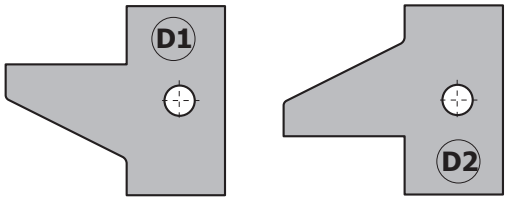

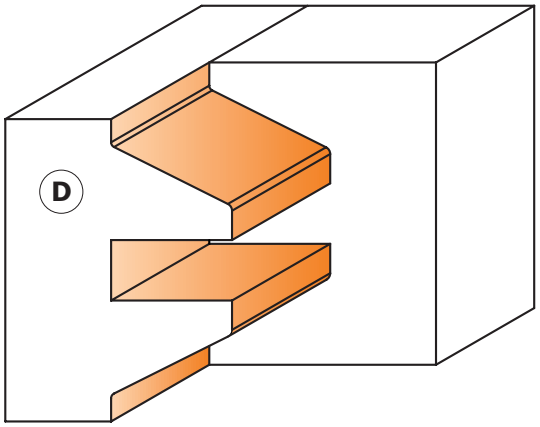

Pair of knives **695.015.E1**
Pair of knives **695.015.E2**

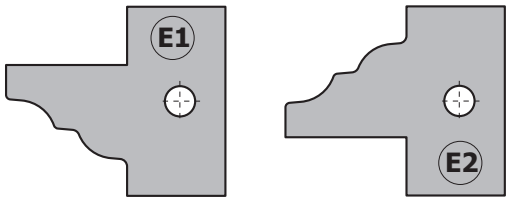

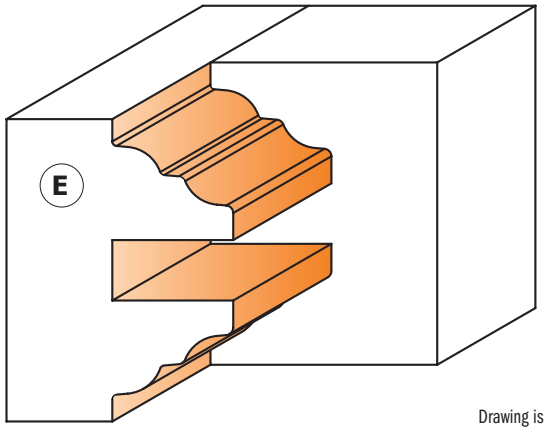

Drawing is 1:1 scale



694.014

INSERT CARBIDE | MAN | Z2

These are unique products made by combining two cutter heads, ideal for making furniture doors and drawers. By adjusting the height of the of the cutter head, you can cut two perfectly fitted profiles without wasting time or effort on the fence or replacing the tool. Improve your efficiency and save money only having to purchase one single cutter head!!! **For use on spindle moulders.** Perfect on hardwood and panels between 22mm-25mm in thickness.

TECHNICAL DETAILS:
- Hard aluminium alloy body with high resistance to tensile and yield stress.
- 2 HWM knives type **(A)** 40x24,5x2mm [Z2].
- Tools for manual feed (MAN).
- Pins for the automatic positioning of the knives.

SAFETY TIPS:



The **TW-006** Torque Screwdriver is recommended for the proper fastening of screws (see page 406).



Supplied in a sturdy plastic carry case

Standard

Pair of knives **695.014A**

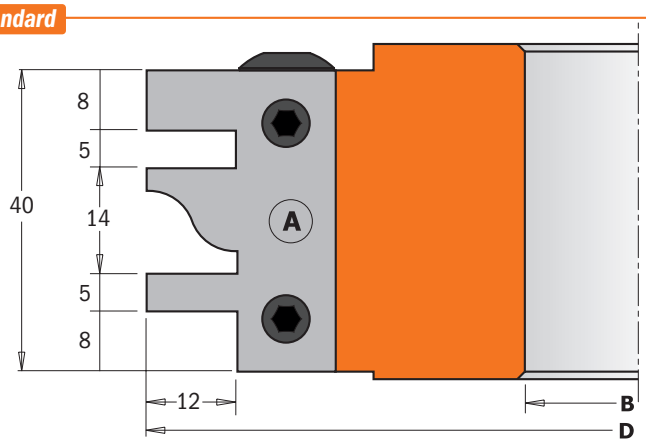

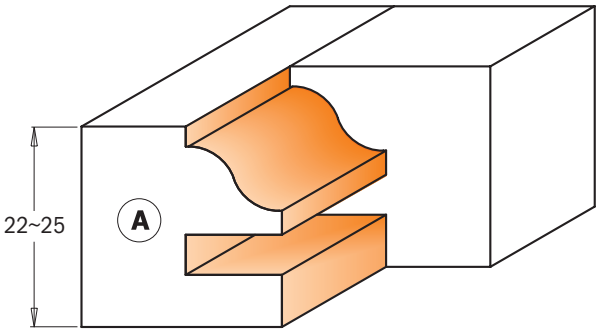

Drawing is 1:1 scale

Optional

Pair of knives **695.014B**

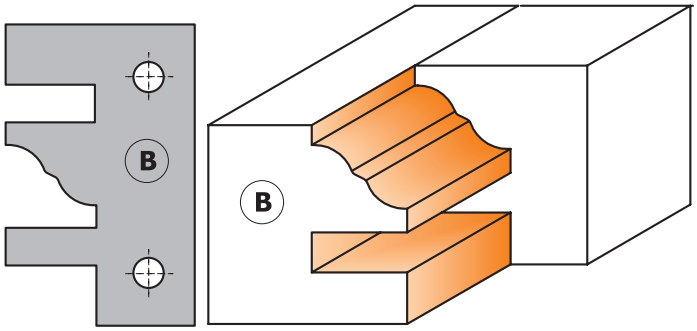

Pair of knives **695.014C**

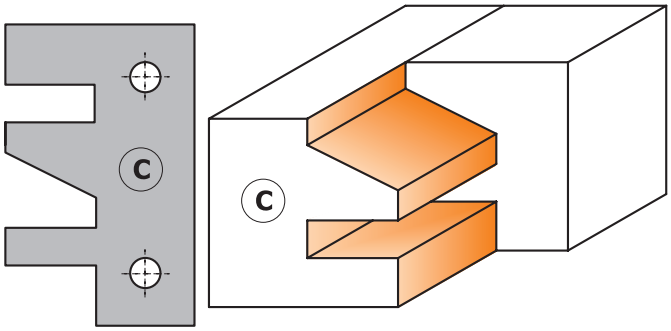

Pair of knives **695.014D**

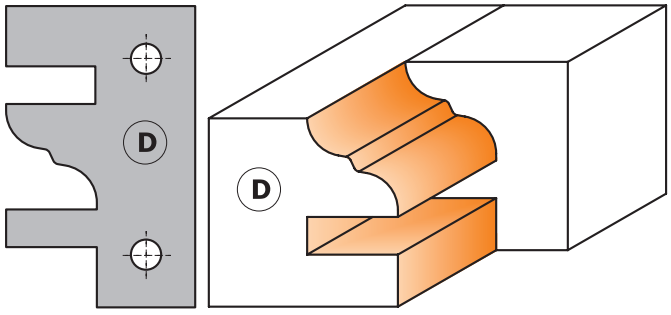

Drawing is 1:1 scale

D mm	B mm	Z	RPM		ORDER NO.
120	30	2	6400~10500	1	**694.014.30**
120	31,75	2	6400~10500	1	**694.014.31**
120	35	2	6400~10500	1	**694.014.35**
120	40	2	6400~10500	1	**694.014.40**
130	50	2	6400~10500	1	**694.014.50**

Spare parts

x2			
695.014A	695.999.39	990.066.00	991.067.00
695.014A	695.999.39	990.066.00	991.067.00
695.014A	695.999.39	990.066.00	991.067.00
695.014A	695.999.39	990.066.00	991.067.00
695.014A	695.999.39	990.066.00	991.067.00

Optional: **695.014B** 40x24,5x2mm pair of knives type (B)
695.014C 40x24,5x2mm pair of knives type (C)
695.014D 40x24,5x2mm pair of knives type (D)

www.dahm.no



692

SP | MEC | Z2

CMT cutter heads guarantee excellent performance for all your projects. For use on all types of moulder and **spindle moulder machines, profiler and edging machines.**

TECHNICAL DETAILS:
- Hard aluminium or steel alloy cutter head without limiters, highly resistant to tensile and yield stress.
- Pair of universal straight knives included.
- Tools for mechanical feed (MEC).
- Pins for the automatic positioning of the knives.
- Possibility to use knives with a height of 40mm or 50mm (order no. 690).

SAFETY TIPS:



The **TW-006** Torque Screwdriver is recommended for the proper fastening of screws (see page 406).



Supplied in a sturdy plastic carry case. Contains 12 pairs of knives.

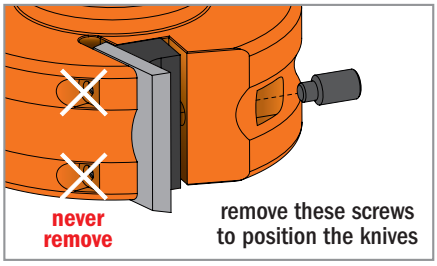

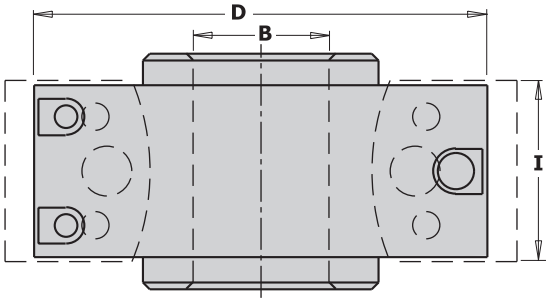

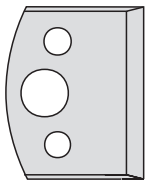

690.000

D mm	I mm	B mm	RPM		ORDER NO. Steel body	ORDER NO. Alumimium body
78	40	19,05	7000~9000	1		**692.078.19***
78	40	30	7000~9000	1		**692.078.30***
100	40-50	25,4	5500~8400	1		**692.100.26**
100	40-50	30	5500~8400	1	**692.101.30**	**692.100.30**
100	40-50	31,75	5500~8400	1		**692.100.31**
100	40-50	35	5500~8400	1	**692.101.35**	**692.100.35**
120	40-50	50	4800~7400	1	**692.121.50**	**692.120.50**

Spare parts

692.999.01	990.064.00	991.064.00
692.999.01	990.064.00	991.064.00
692.999.01	990.064.00	991.064.00
692.999.01	990.064.00	991.064.00
692.999.01	990.064.00	991.064.00
692.999.01	990.064.00	991.064.00
692.999.01	990.064.00	991.064.00

*For safety reasons we recommend the use of knives with a 40mm height only.

Cutter Heads with Limiters



Made in compliance with EU Directive EN 847-1.

693

SP | MAN | Z2

CMT cutter heads guarantee excellent performance for all your projects. For use on all types of moulder and **spindle moulder machines and moulder machines.**

TECHNICAL DETAILS:
- Hard aluminium or steel alloy cutter head with limiters, highly resistant to tensile and yield stress.
- Pair of universal straight knives and limiters included.
- Tools for manual feed (MAN).
- Pins for the automatic positioning of the knives.
- Possibility to use knives with a height of 40mm or 50mm (order no. 690) and limiters (order no. 691).

SAFETY TIPS:



The **TW-006** Torque Screwdriver is recommended for the proper fastening of screws (see page 406).



Supplied in a sturdy plastic carry case. Contains 12 pairs of knives.

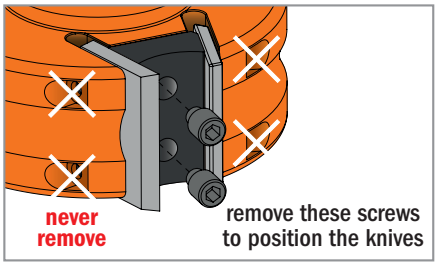

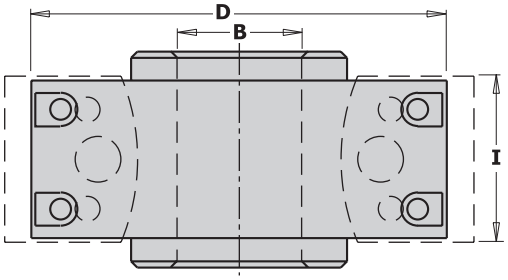

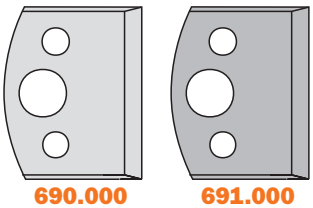

690.000 691.000

D mm	I mm	B mm	RPM		ORDER NO. Steel body	ORDER NO. Alumimium body
78	40	30	7000~9000	1	**693.078.30**	
100	40-50	30	5500~8400	1	**693.101.30**	**693.100.30**
100	40-50	31,75	5500~8400	1		**693.100.31**
100	40-50	35	5500~8400	1	**693.101.35**	**693.100.35**
120	40-50	50	4800~7400	1	**693.121.50**	**693.120.50**

Spare parts

693.999.01	990.065.00	991.064.00
693.999.01	990.065.00	991.064.00
693.999.01	990.065.00	991.064.00
693.999.01	990.065.00	991.064.00
693.999.01	990.065.00	991.064.00



692

This set is ideal for making joints and frames and include 3 essential profiles specifically for creating cabinet doors. An invaluable asset for any professional woodworker. The cutter heads included allow the insertion of knives at a height of either 40mm or 50mm. Both cutter head and knives are packaged in a sturdy plastic case to prevent damage.

These sets include:
- 1 cutter head in hard aluminium alloy with pins for the automatic positioning of the knives.
- 13 pairs of knives with a cutting height of 40mm

SAFETY TIPS:



The **TW-006** Torque Screwdriver is recommended for the proper fastening of screws (see page 406).

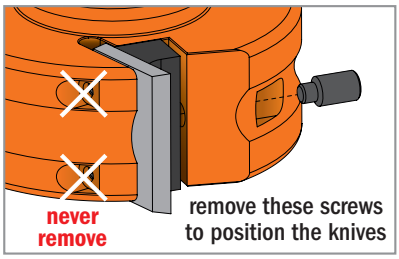

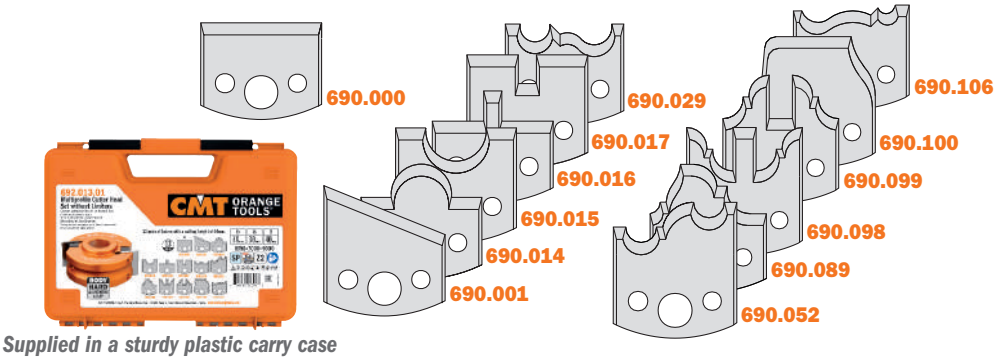

Supplied in a sturdy plastic carry case

D mm	I mm	B mm	RPM		ORDER NO.
78	40	19,05	5500~8400	1	**692.013.09**
78	40	30	5500~8400	1	**692.013.01**
100	40	25,4	5500~8400	1	**692.013.10**
100	40	30	5500~8400	1	**692.013.02**
100	40	31,75	5500~8400	1	**692.013.11**
100	40	35	5500~8400	1	**692.013.03**
120	40	50	5500~8400	1	**692.013.04**

Spare parts

692.999.01	990.064.00	991.064.00
692.999.01	990.064.00	991.064.00
692.999.01	990.064.00	991.064.00
692.999.01	990.064.00	991.064.00
692.999.01	990.064.00	991.064.00
692.999.01	990.064.00	991.064.00
692.999.01	990.064.00	991.064.00



692

13 of the most popular profiles combined in one sturdy carry case. The featured cutter head fits 40-50mm knives.

These sets include:
- 1 cutter head in hard aluminium alloy with pins for the automatic positioning of the knives.
- 13 pairs of knives with a cutting height of 40mm.

SAFETY TIPS:



The **TW-006** Torque Screwdriver is recommended for the proper fastening of screws (see page 406).

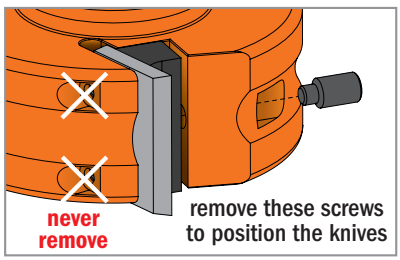

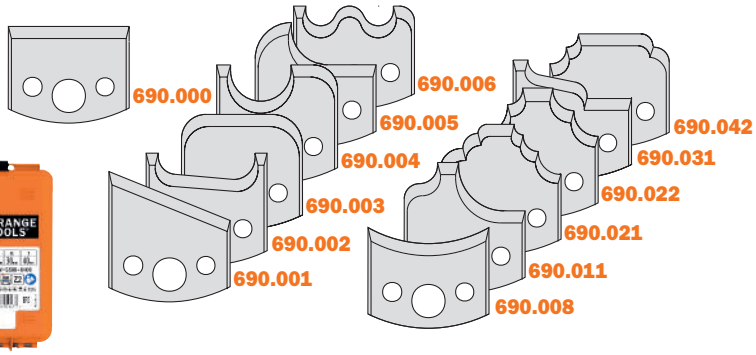

Supplied in a sturdy plastic carry case

D mm	I mm	B mm	RPM		ORDER NO.
78	40	19,05	5500~8400	1	**692.013.12**
78	40	30	5500~8400	1	**692.013.05**
100	40	25,4	5500~8400	1	**692.013.13**
100	40	30	5500~8400	1	**692.013.06**
100	40	31,75	5500~8400	1	**692.013.14**
100	40	35	5500~8400	1	**692.013.07**
120	40	50	5500~8400	1	**692.013.08**

Spare parts

692.999.01	990.064.00	991.064.00
692.999.01	990.064.00	991.064.00
692.999.01	990.064.00	991.064.00
692.999.01	990.064.00	991.064.00
692.999.01	990.064.00	991.064.00
692.999.01	990.064.00	991.064.00
692.999.01	990.064.00	991.064.00



693

SP MAN Z2

CMT has assembled 7 profiles in this convenient set for the professional woodworker; perfect for creating kitchen cabinet doors with a horizontal profile and featuring two pairs of cutters for male-female joints. A specially designed cutter head allows the insertion of knives with a height of either 40mm or 50mm. The cutter head also boasts safety limiters in keeping with European standards EN 847-1.

These sets include:
- 1 cutter head in hard aluminium alloy allowing the insertion of straight knives, limiters and pins for the automatic positioning of the knives.
- 7 pairs of 40mm knives, as per illustration.
- 7 pairs of relative limiters.

SAFETY TIPS:



The **TW-006** Torque Screwdriver is recommended for the proper fastening of screws (see page 406).



Supplied in a sturdy plastic carry case

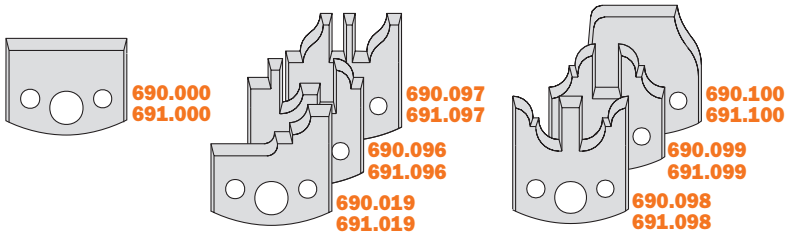

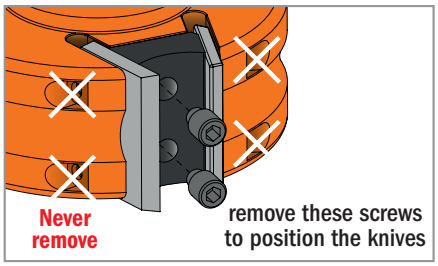

D mm	I mm	B mm	RPM		ORDER NO.
100	40	30	5500~8400	1	**693.013.01**
100	40	35	5500~8400	1	**693.013.02**
120	40	50	5500~8400	1	**693.013.03**

Spare parts

693.999.01	990.065.00	991.064.00
693.999.01	990.065.00	991.064.00
693.999.01	990.065.00	991.064.00

7-Piece Multiprofile Cutter Head Sets with Limiters



693

SP MAN Z2

CMT has assembled the 7 most popular profiles in this practical set conveniently packaged in a sturdy protective carry case. The specially designed cutter head allows the insertion of knives with a height of either 40mm or 50mm. The cutter head also boasts safety limiters in keeping with European standards EN 847-1.

These sets include:
- 1 cutter head in hard aluminium alloy allowing the insertion of straight knives, with limiters and pins for the automatic positioning of the knives.
- 7 pairs of 40mm knives, as per illustration.
- 7 pairs of relative limiters.

SAFETY TIPS:



The **TW-006** Torque Screwdriver is recommended for the proper fastening of screws (see page 406).



Supplied in a sturdy plastic carry case

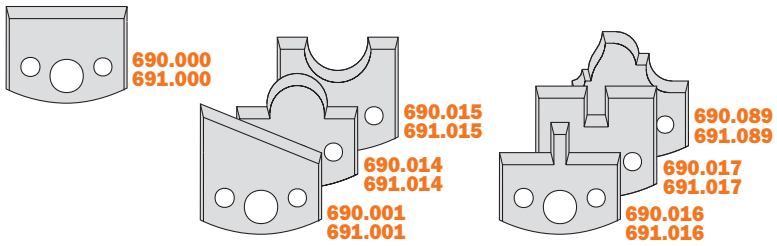

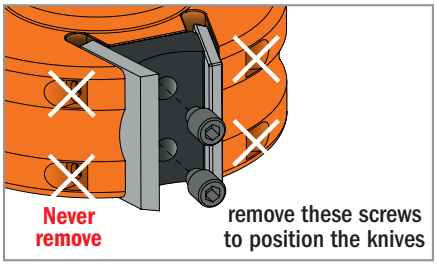

D mm	I mm	B mm	RPM		ORDER NO.
100	40	30	5500~8400	1	**693.013.04**
100	40	35	5500~8400	1	**693.013.05**
120	40	50	5500~8400	1	**693.013.06**

Spare parts

693.999.01	990.065.00	991.064.00
693.999.01	990.065.00	991.064.00
693.999.01	990.065.00	991.064.00

Profile Knives and Limiters

Cutting Length=40mm Thickness=4mm **Pack Qty.** 10

CMT ORANGE TOOLS®

SP

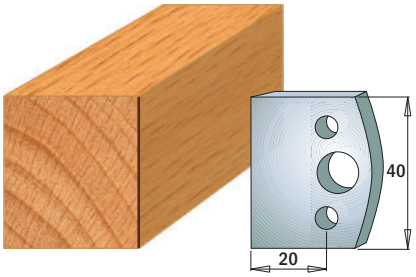

Pair of knives	**690.000**
Pair of limiters	**691.000**



Pair of knives	**690.001**
Pair of limiters	**691.001**

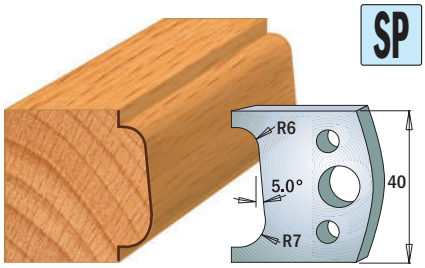

Pair of knives	**690.002**
Pair of limiters	**691.002**

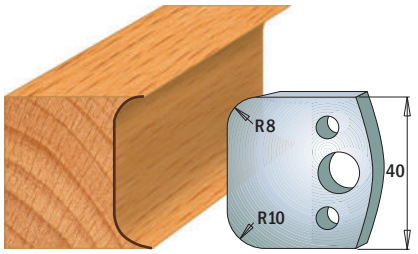

Pair of knives	**690.003**
Pair of limiters	**691.003**

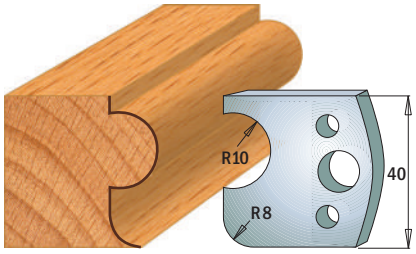

Pair of knives	**690.004**
Pair of limiters	**691.004**

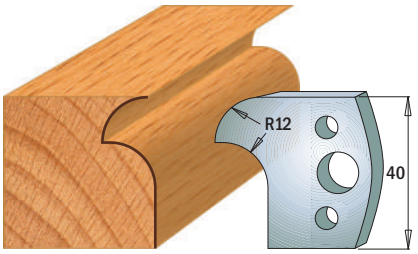

Pair of knives	**690.005**
Pair of limiters	**691.005**

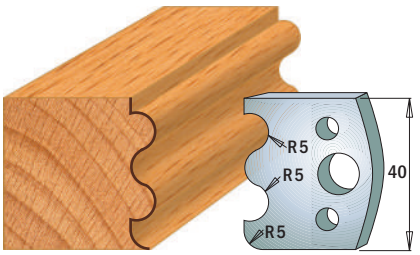

Pair of knives	**690.006**
Pair of limiters	**691.006**

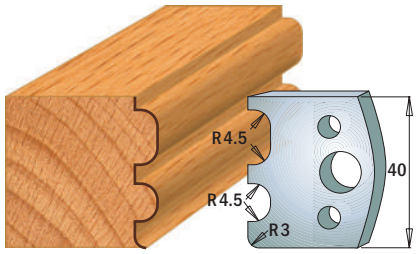

Pair of knives	**690.007**
Pair of limiters	**691.007**

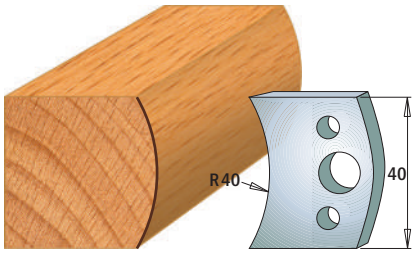

Pair of knives	**690.008**
Pair of limiters	**691.008**

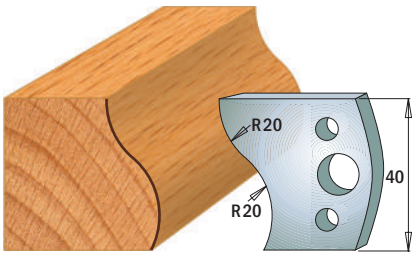

Pair of knives	**690.009**
Pair of limiters	**691.009**

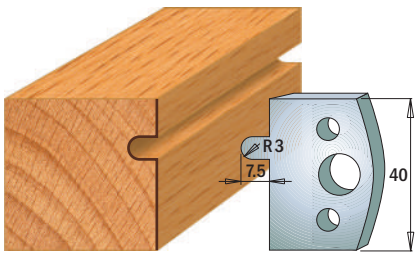

Pair of knives	**690.010**
Pair of limiters	**691.010**

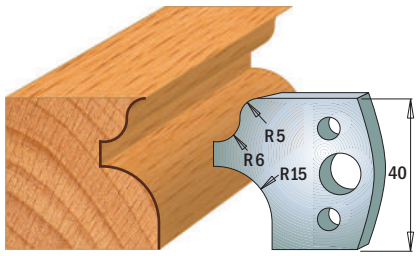

Pair of knives	**690.011**
Pair of limiters	**691.011**

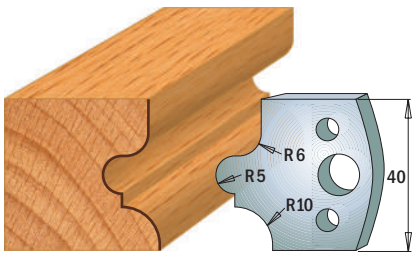

Pair of knives	**690.012**
Pair of limiters	**691.012**



Pair of knives	**690.013**
Pair of limiters	**691.013**

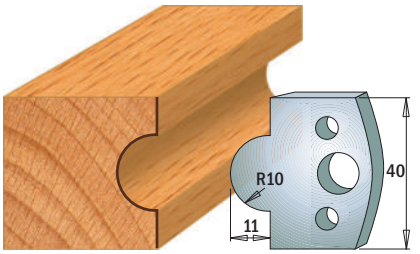

Pair of knives	**690.014**
Pair of limiters	**691.014**

Note: all knives & limiters available only in pairs.
Drawings are 1:2 scale
Dimensions in mm.

SP



Pair of knives	**690.015**
Pair of limiters	**691.015**

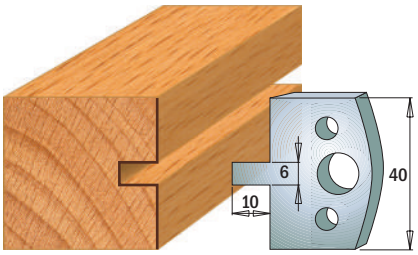

Pair of knives	**690.016**
Pair of limiters	**691.016**

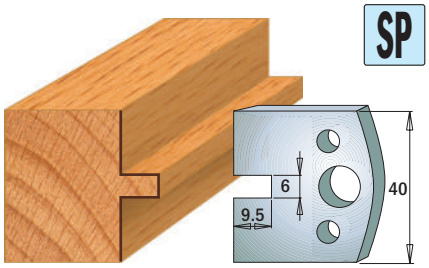

Pair of knives	**690.017**
Pair of limiters	**691.017**

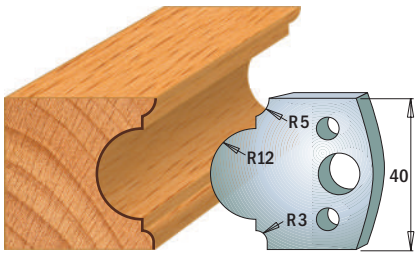

Pair of knives	**690.018**
Pair of limiters	**691.018**

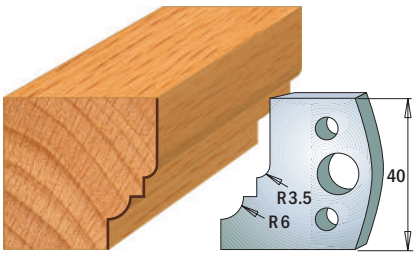

Pair of knives	**690.019**
Pair of limiters	**691.019**

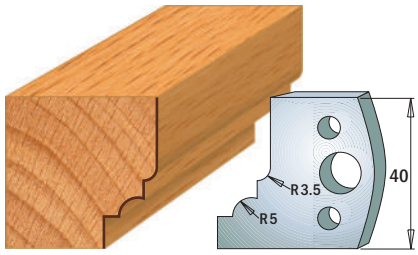

Pair of knives	**690.020**
Pair of limiters	**691.020**

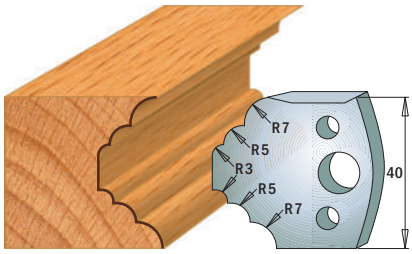

Pair of knives	**690.021**
Pair of limiters	**691.021**

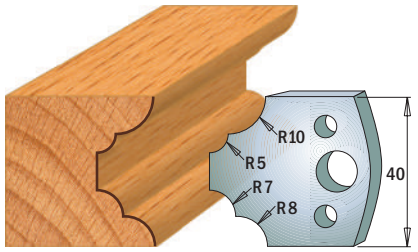

Pair of knives	**690.022**
Pair of limiters	**691.022**

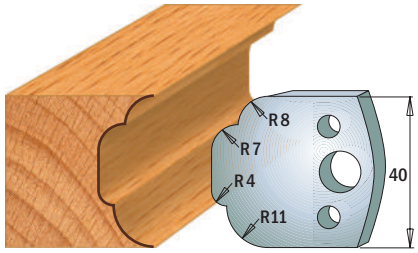

Pair of knives	**690.023**
Pair of limiters	**691.023**

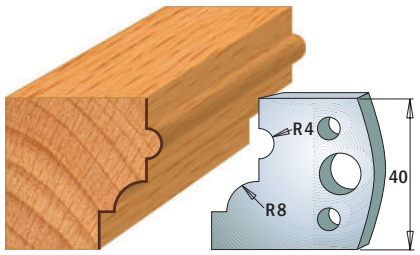

Pair of knives	**690.024**
Pair of limiters	**691.024**

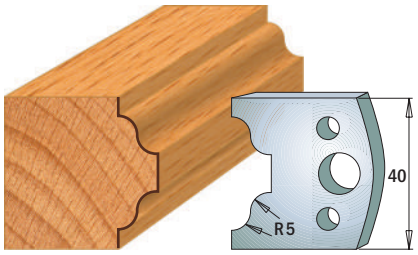

Pair of knives	**690.025**
Pair of limiters	**691.025**

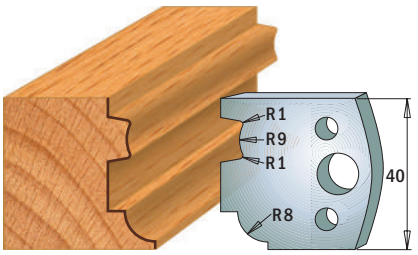

Pair of knives	**690.026**
Pair of limiters	**691.026**



Pair of knives	**690.027**
Pair of limiters	**691.027**

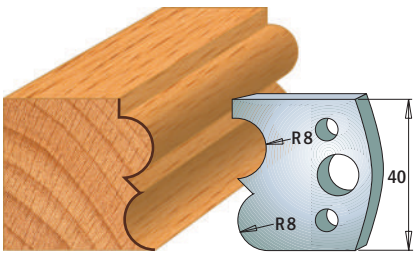

Pair of knives	**690.028**
Pair of limiters	**691.028**

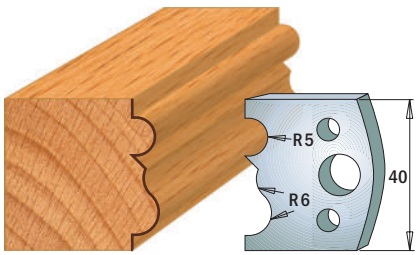

Pair of knives	**690.029**
Pair of limiters	**691.029**

Note: all knives & limiters available only in pairs.
Drawings are 1:2 scale
Dimensions in mm.

SP

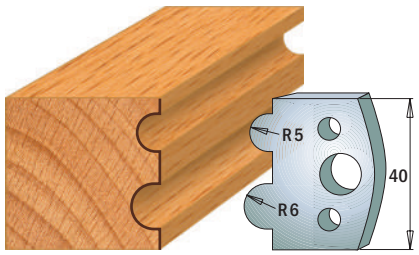

Pair of knives	**690.030**
Pair of limiters	**691.030**

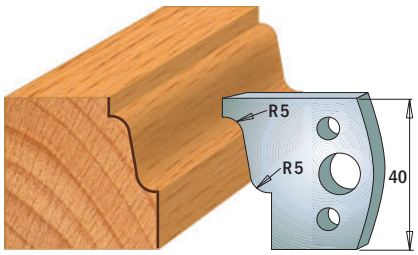

Pair of knives	**690.031**
Pair of limiters	**691.031**

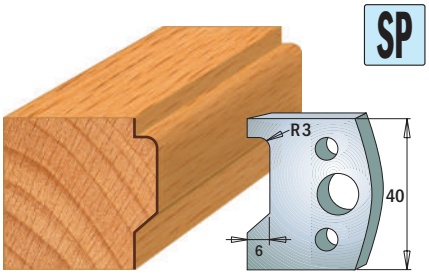

Pair of knives	**690.032**
Pair of limiters	**691.032**

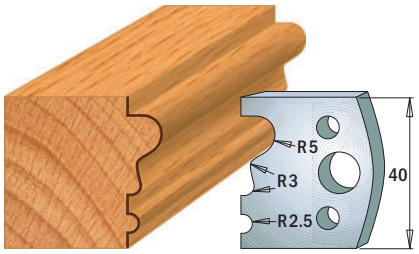

Pair of knives	**690.033**
Pair of limiters	**691.033**

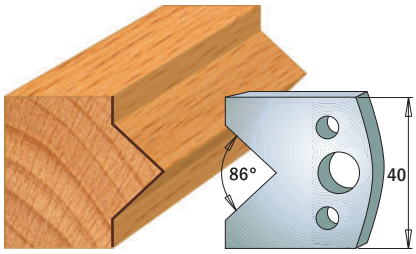

Pair of knives	**690.034**
Pair of limiters	**691.034**



Pair of knives	**690.035**
Pair of limiters	**691.035**

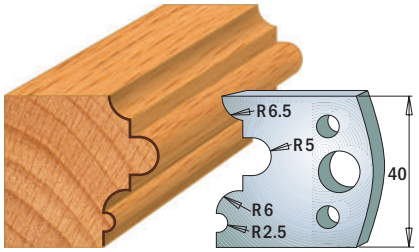

Pair of knives	**690.036**
Pair of limiters	**691.036**

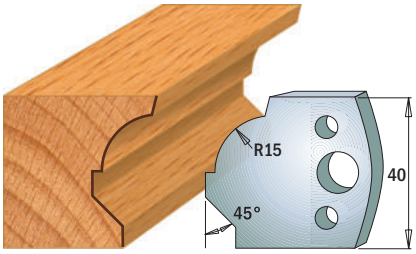

Pair of knives	**690.037**
Pair of limiters	**691.037**

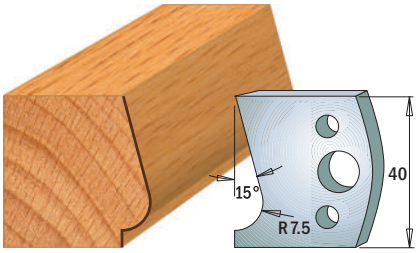

Pair of knives	**690.038**
Pair of limiters	**691.038**



Pair of knives	**690.039**
Pair of limiters	**691.039**

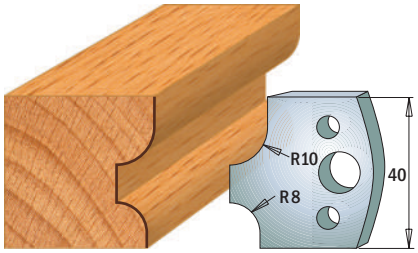

Pair of knives	**690.040**
Pair of limiters	**691.040**

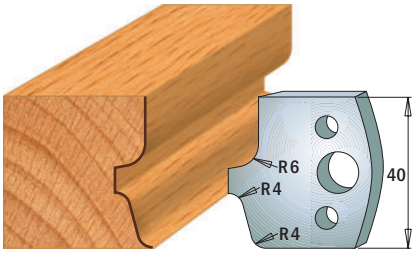

Pair of knives	**690.041**
Pair of limiters	**691.041**

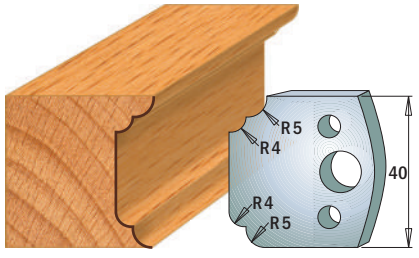

Pair of knives	**690.042**
Pair of limiters	**691.042**

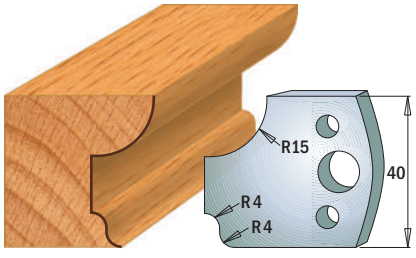

Pair of knives	**690.043**
Pair of limiters	**691.043**

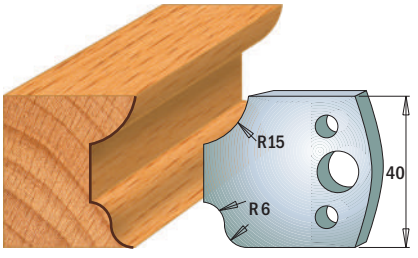

Pair of knives	**690.044**
Pair of limiters	**691.044**

Note: all knives & limiters available only in pairs.
Drawings are 1:2 scale. Dimensions in mm.

SP

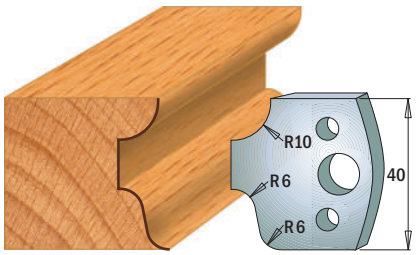

Pair of knives	**690.045**
Pair of limiters	**691.045**

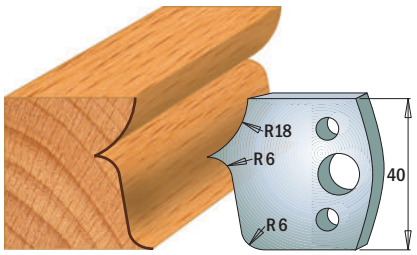

Pair of knives	**690.046**
Pair of limiters	**691.046**

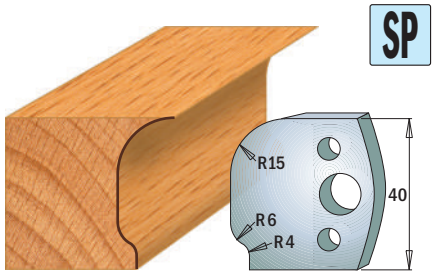

Pair of knives	**690.047**
Pair of limiters	**691.047**

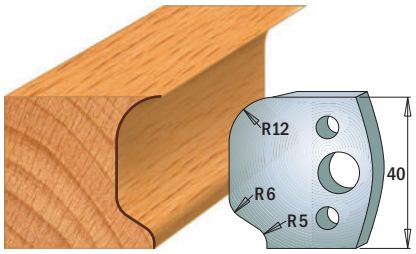

Pair of knives	**690.048**
Pair of limiters	**691.048**

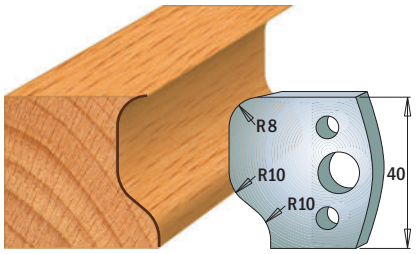

Pair of knives	**690.049**
Pair of limiters	**691.049**

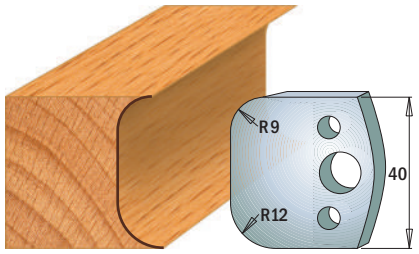

Pair of knives	**690.050**
Pair of limiters	**691.050**

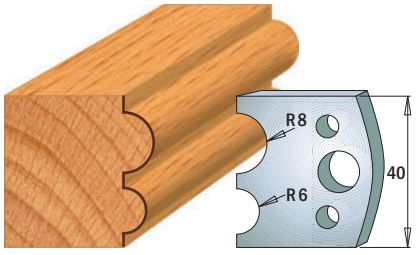

Pair of knives	**690.051**
Pair of limiters	**691.051**

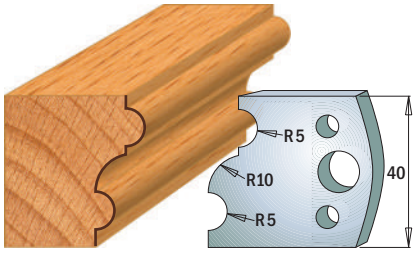

Pair of knives	**690.052**
Pair of limiters	**691.052**

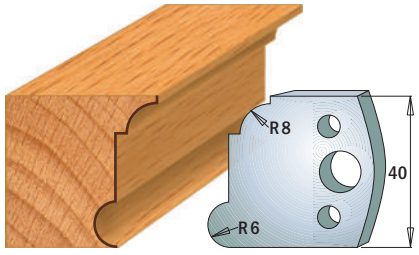

Pair of knives	**690.053**
Pair of limiters	**691.053**

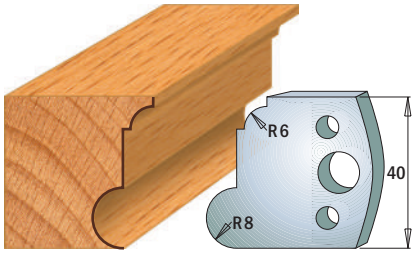

Pair of knives	**690.054**
Pair of limiters	**691.054**

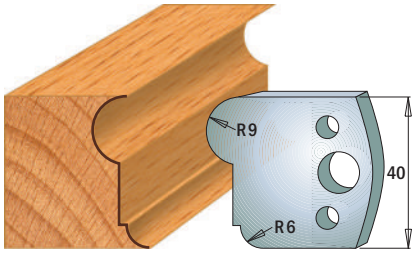

Pair of knives	**690.055**
Pair of limiters	**691.055**

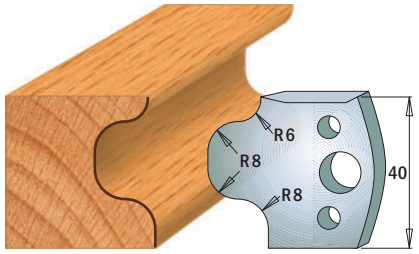

Pair of knives	**690.056**
Pair of limiters	**691.056**



Pair of knives	**690.057**
Pair of limiters	**691.057**

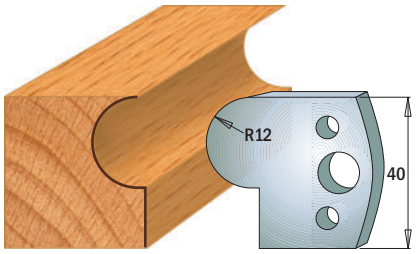

Pair of knives	**690.058**
Pair of limiters	**691.058**

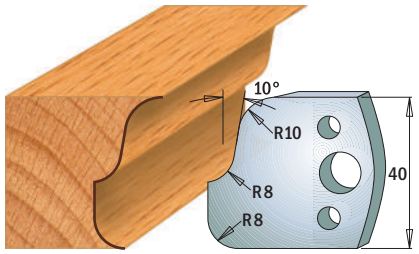

Pair of knives	**690.059**
Pair of limiters	**691.059**

Note: all knives & limiters available only in pairs.
Drawings are 1:2 scale. Dimensions in mm.

SP

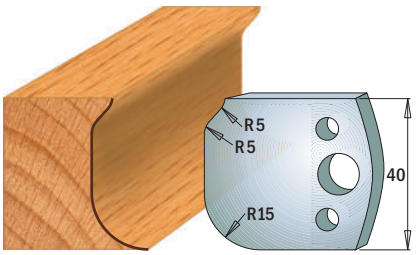

Pair of knives	**690.060**
Pair of limiters	**691.060**

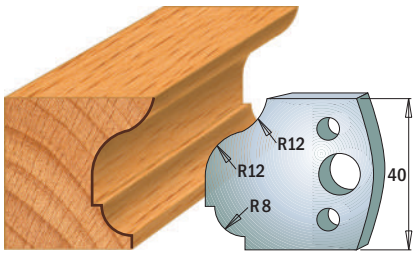

Pair of knives	**690.061**
Pair of limiters	**691.061**

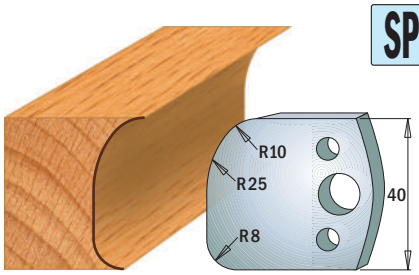

Pair of knives	**690.062**
Pair of limiters	**691.062**

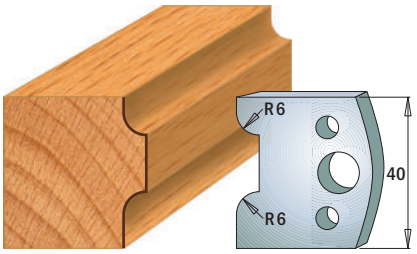

Pair of knives	**690.063**
Pair of limiters	**691.063**

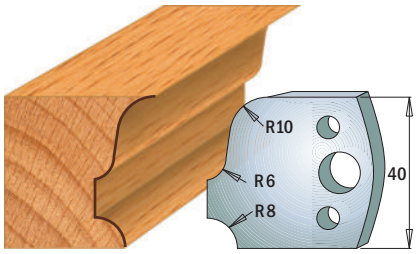

Pair of knives	**690.064**
Pair of limiters	**691.064**



Pair of knives	**690.065**
Pair of limiters	**691.065**



Pair of knives	**690.066**
Pair of limiters	**691.066**

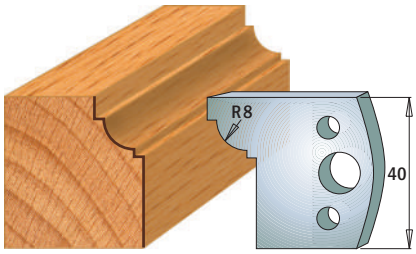

Pair of knives	**690.067**
Pair of limiters	**691.067**

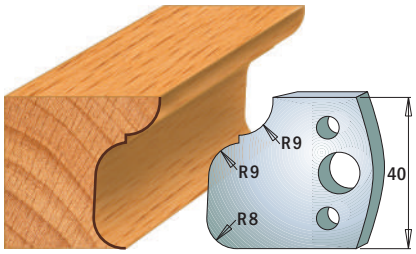

Pair of knives	**690.068**
Pair of limiters	**691.068**

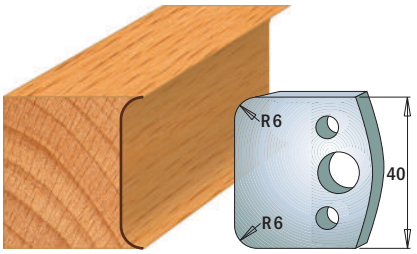

Pair of knives	**690.069**
Pair of limiters	**691.069**

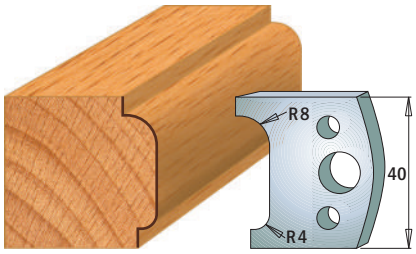

Pair of knives	**690.070**
Pair of limiters	**691.070**

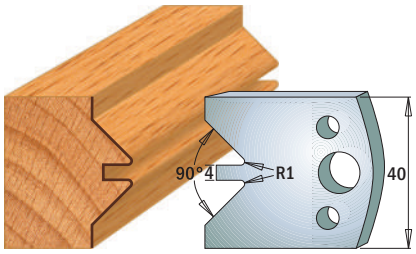

Pair of knives	**690.071**
Pair of limiters	**691.071**

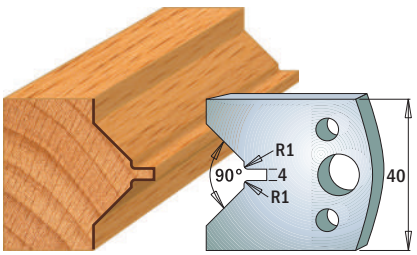

Pair of knives	**690.072**
Pair of limiters	**691.072**

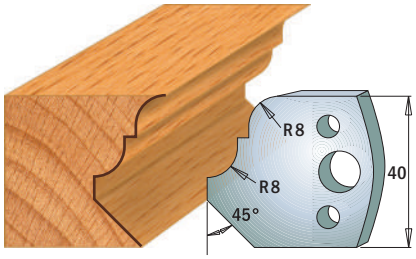

Pair of knives	**690.073**
Pair of limiters	**691.073**

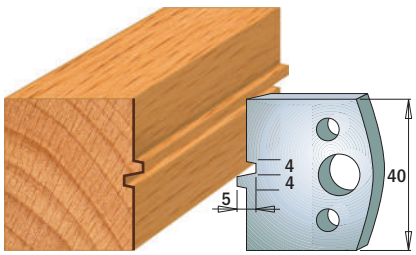

Pair of knives	**690.074**
Pair of limiters	**691.074**

Note: all knives & limiters available only in pairs.
Drawings are 1:2 scale. Dimensions in mm.

SP

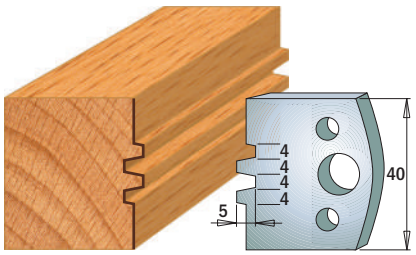

Pair of knives	**690.075**
Pair of limiters	**691.075**

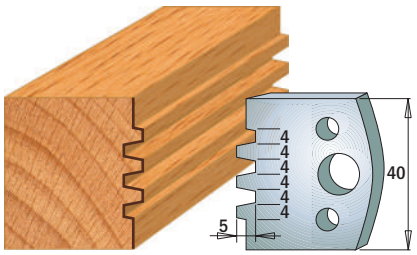

Pair of knives	**690.076**
Pair of limiters	**691.076**

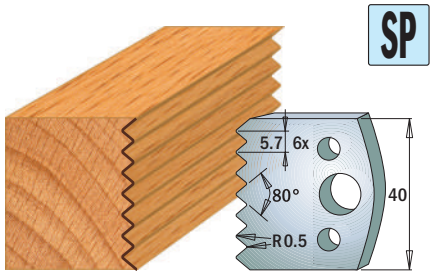

Pair of knives	**690.077**
Pair of limiters	**691.077**

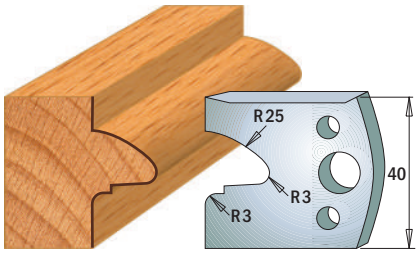

Pair of knives	**690.078**
Pair of limiters	**691.078**

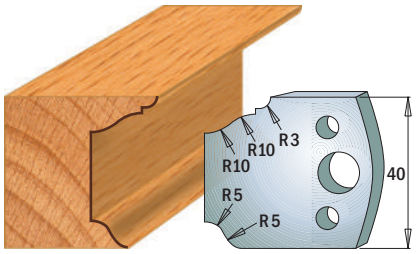

Pair of knives	**690.079**
Pair of limiters	**691.079**

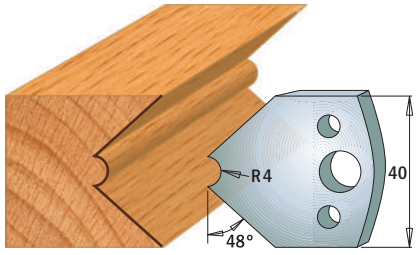

Pair of knives	**690.080**
Pair of limiters	**691.080**

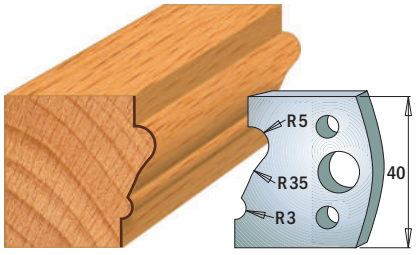

Pair of knives	**690.081**
Pair of limiters	**691.081**

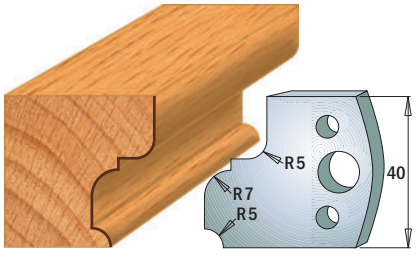

Pair of knives	**690.082**
Pair of limiters	**691.082**

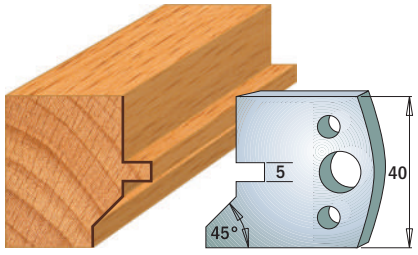

Pair of knives	**690.083**
Pair of limiters	**691.083**

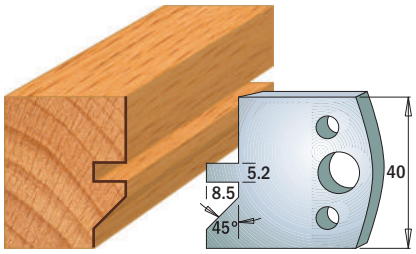

Pair of knives	**690.084**
Pair of limiters	**691.084**

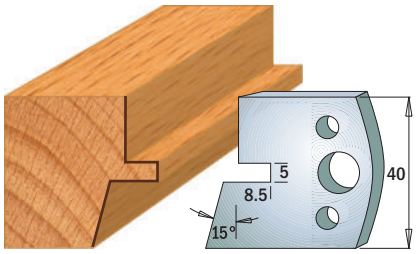

Pair of knives	**690.085**
Pair of limiters	**691.085**

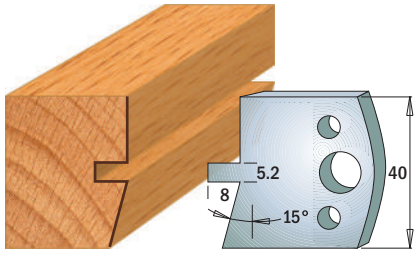

Pair of knives	**690.086**
Pair of limiters	**691.086**

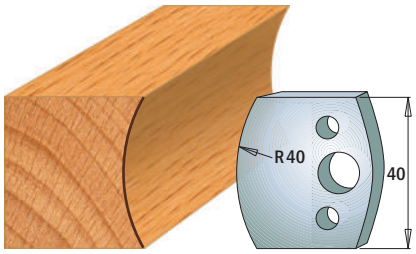

Pair of knives	**690.087**
Pair of limiters	**691.087**

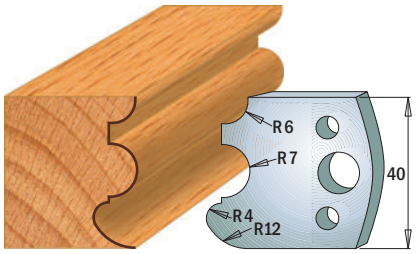

Pair of knives	**690.088**
Pair of limiters	**691.088**

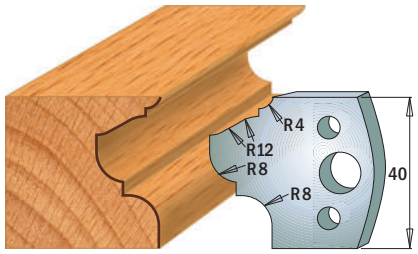

Pair of knives	**690.089**
Pair of limiters	**691.089**

Note: all knives & limiters available only in pairs.
Drawings are 1:2 scale. Dimensions in mm.

SP

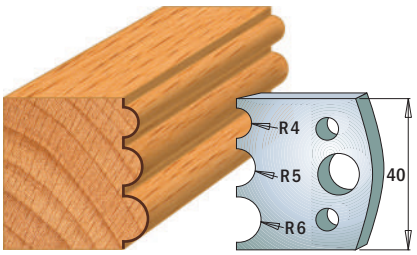

Pair of knives	**690.090**
Pair of limiters	**691.090**

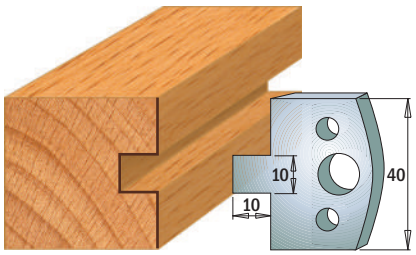

Pair of knives	**690.091**
Pair of limiters	**691.091**

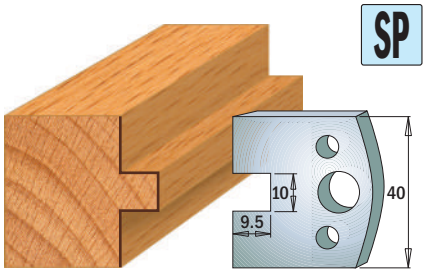

Pair of knives	**690.092**
Pair of limiters	**691.092**

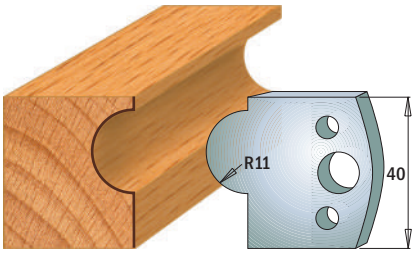

Pair of knives	**690.093**
Pair of limiters	**691.093**

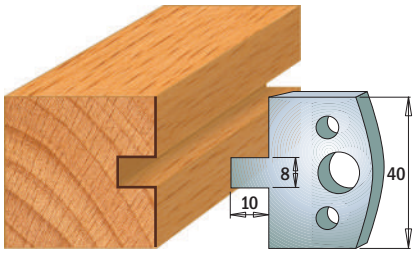

Pair of knives	**690.094**
Pair of limiters	**691.094**

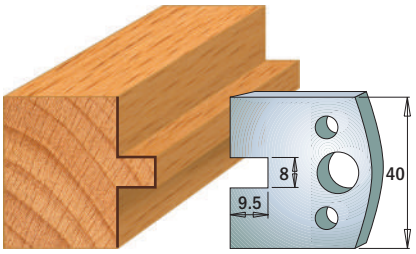

Pair of knives	**690.095**
Pair of limiters	**691.095**

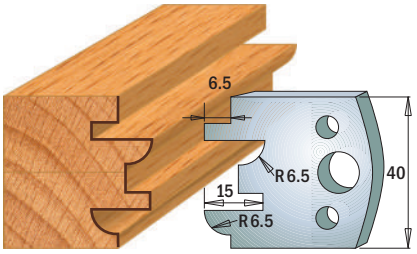

Pair of knives	**690.096**
Pair of limiters	**691.096**

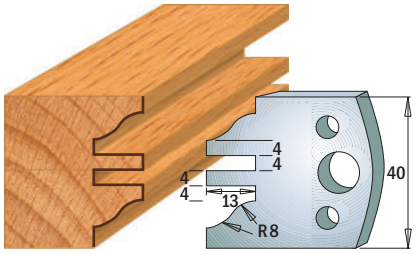

Pair of knives	**690.097**
Pair of limiters	**691.097**

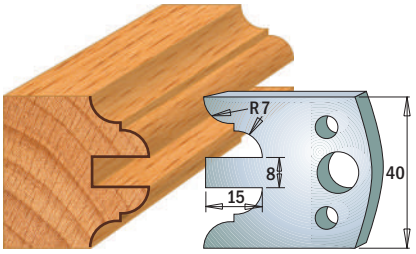

Pair of knives	**690.098**
Pair of limiters	**691.098**

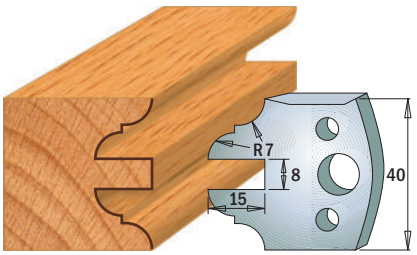

Pair of knives	**690.099**
Pair of limiters	**691.099**

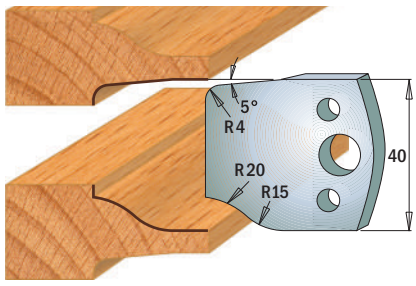

Pair of knives	**690.100**
Pair of limiters	**691.100**

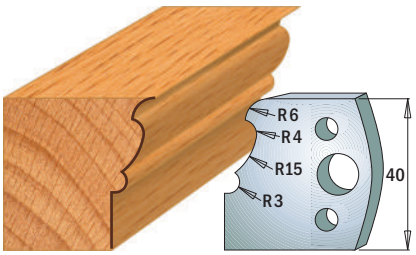

Pair of knives	**690.101**
Pair of limiters	**691.101**

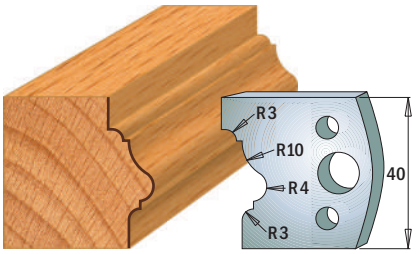

Pair of knives	**690.102**
Pair of limiters	**691.102**

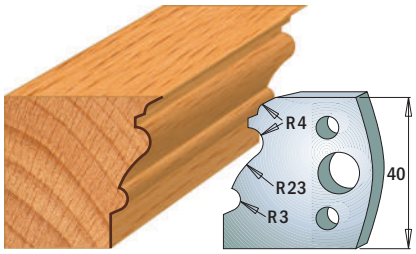

Pair of knives	**690.103**
Pair of limiters	**691.103**

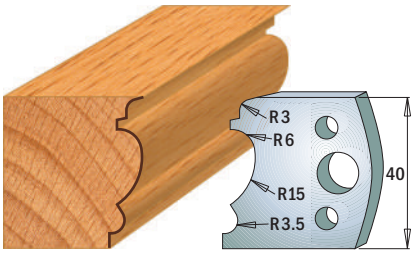

Pair of knives	**690.104**
Pair of limiters	**691.104**

Note: all knives & limiters available only in pairs.
Drawings are 1:2 scale. Dimensions in mm.

SP

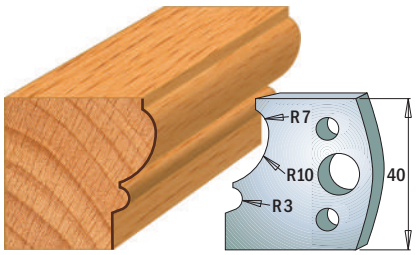

Pair of knives	**690.105**
Pair of limiters	**691.105**

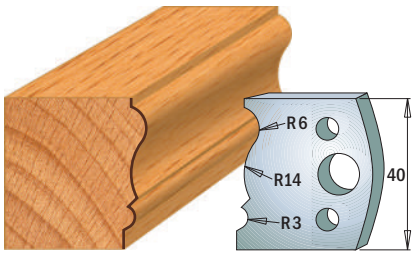

Pair of knives	**690.106**
Pair of limiters	**691.106**

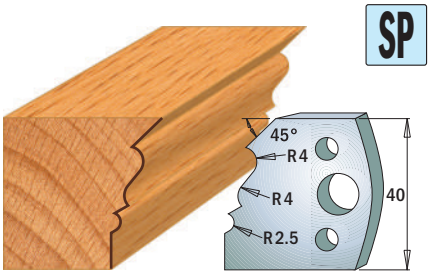

Pair of knives	**690.107**
Pair of limiters	**691.107**

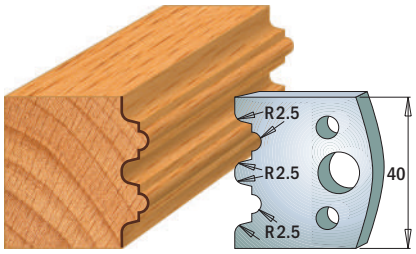

Pair of knives	**690.108**
Pair of limiters	**691.108**

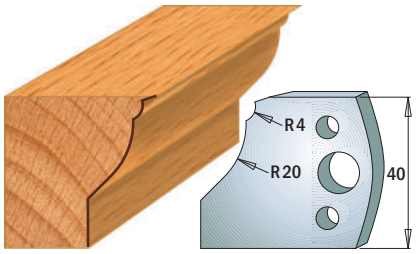

Pair of knives	**690.109**
Pair of limiters	**691.109**

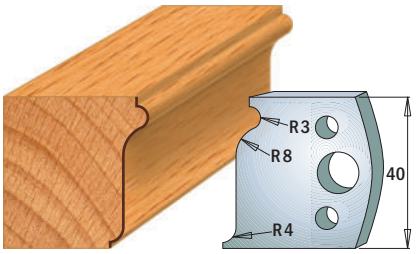

Pair of knives	**690.110**
Pair of limiters	**691.110**

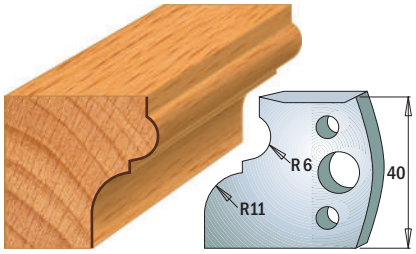

Pair of knives	**690.111**
Pair of limiters	**691.111**

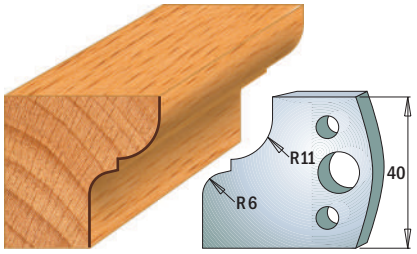

Pair of knives	**690.112**
Pair of limiters	**691.112**



Pair of knives	**690.113**
Pair of limiters	**691.113**



Pair of knives	**690.114**
Pair of limiters	**691.114**

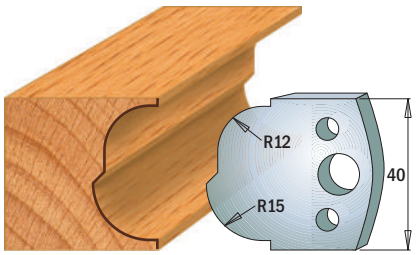

Pair of knives	**690.115**
Pair of limiters	**691.115**



Pair of knives	**690.116**
Pair of limiters	**691.116**

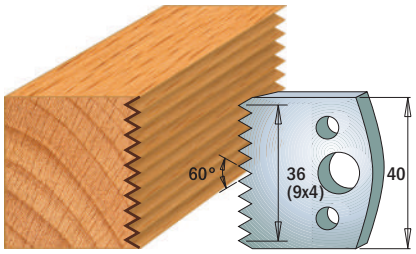

Pair of knives	**690.117**
Pair of limiters	**691.117**



Pair of knives	**690.118**
Pair of limiters	**691.118**



Pair of knives	**690.119**
Pair of limiters	**691.119**

Note: all knives & limiters available only in pairs.
Drawings are 1:2 scale. Dimensions in mm.

Profile Knives and Limiters

Cutting Length=40mm Thickness=4mm **Pack Qty.** 10

CMT ORANGE TOOLS®

SP

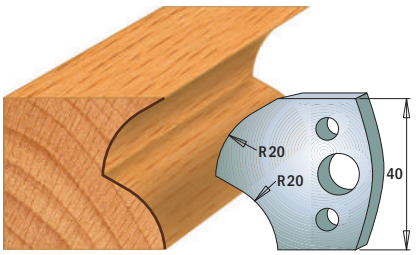

Pair of knives	**690.120**
Pair of limiters	**691.120**

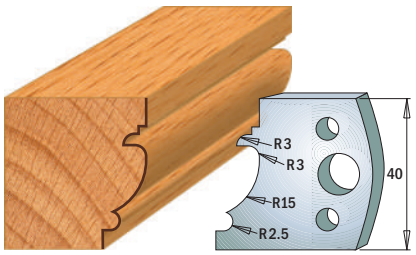

Pair of knives	**690.121**
Pair of limiters	**691.121**

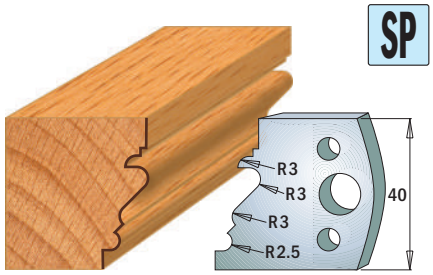

Pair of knives	**690.122**
Pair of limiters	**691.122**

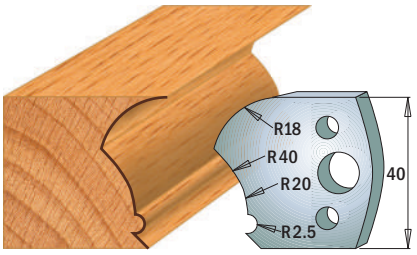

Pair of knives	**690.123**
Pair of limiters	**691.123**

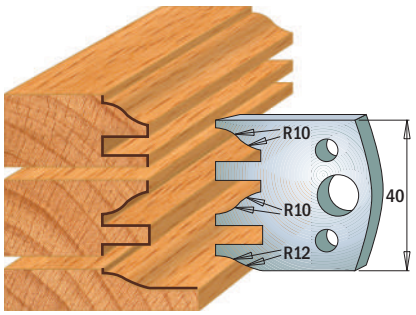

Pair of knives	**690.124**
Pair of limiters	**691.124**

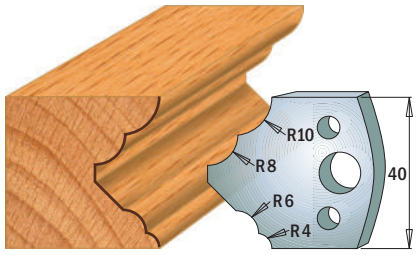

Pair of knives	**690.125**
Pair of limiters	**691.125**

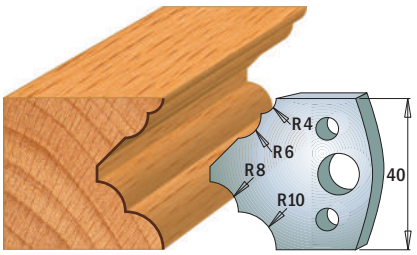

Pair of knives	**690.126**
Pair of limiters	**691.126**



Pair of knives	**690.127**
Pair of limiters	**691.127**

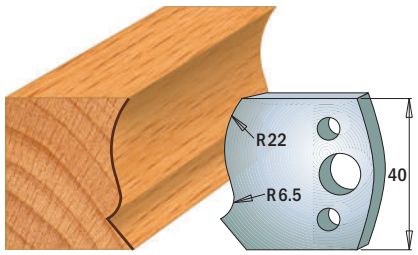

Pair of knives	**690.128**
Pair of limiters	**691.128**



Pair of knives	**690.129**
Pair of limiters	**691.129**

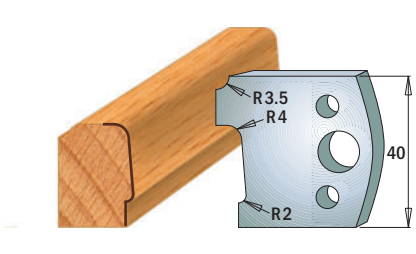

Pair of knives	**690.130**
Pair of limiters	**691.130**

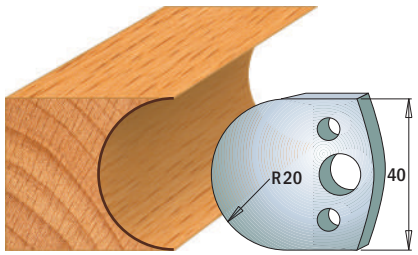

Pair of knives	**690.131**
Pair of limiters	**691.131**

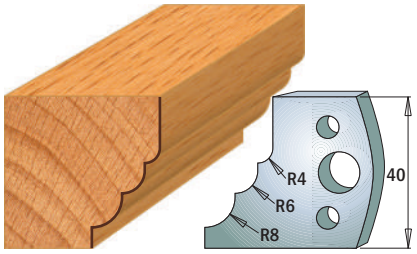

Pair of knives	**690.132**
Pair of limiters	**691.132**

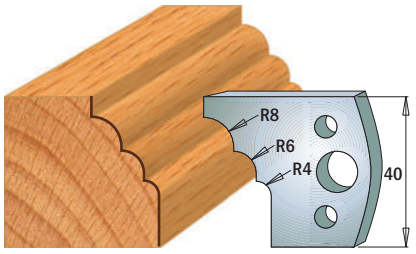

Pair of knives	**690.133**
Pair of limiters	**691.133**

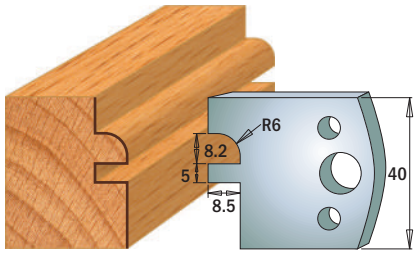

Pair of knives	**690.134**
Pair of limiters	**691.134**

Note: all knives & limiters available only in pairs.
Drawings are 1:2 scale. Dimensions in mm.

SP

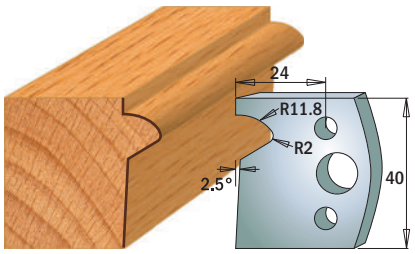

Pair of knives	690.135
Pair of limiters	691.135

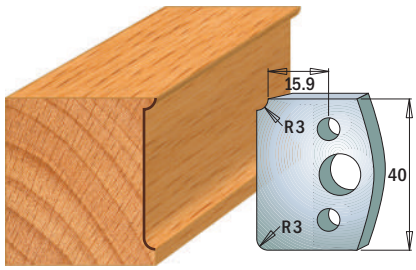

Pair of knives	690.170
Pair of limiters	691.170

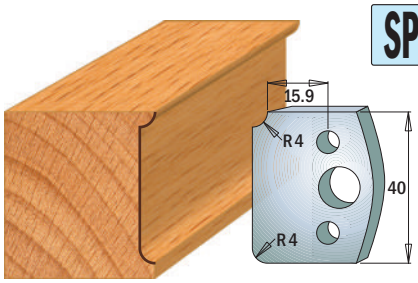

Pair of knives	690.171
Pair of limiters	691.171

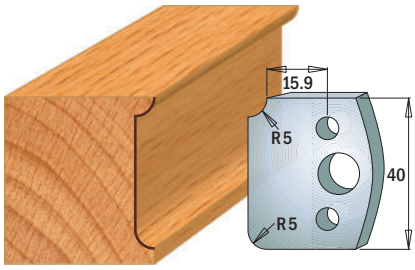

Pair of knives	690.172
Pair of limiters	691.172

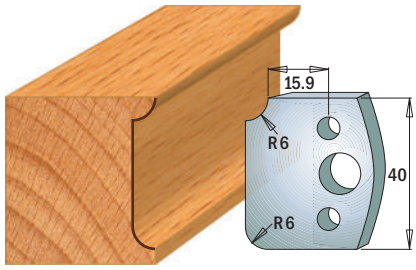

Pair of knives	690.173
Pair of limiters	691.173

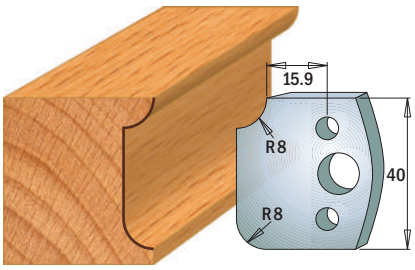

Pair of knives	690.174
Pair of limiters	691.174

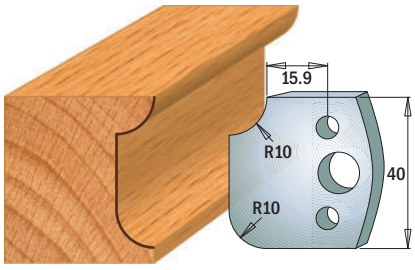

Pair of knives	690.175
Pair of limiters	691.175

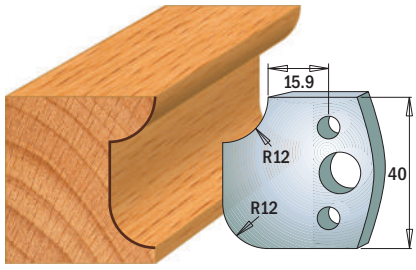

Pair of knives	690.176
Pair of limiters	691.176

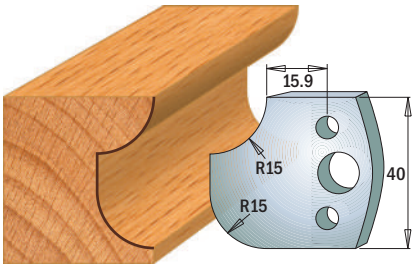

Pair of knives	690.177
Pair of limiters	691.177

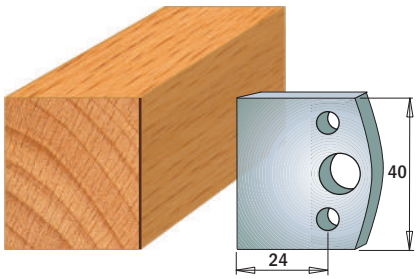

Pair of knives	690.192
Pair of limiters	691.192

Profile Knives and Limiters

Cutting Length=50mm
Thickness=4mm Pack Qty. 10

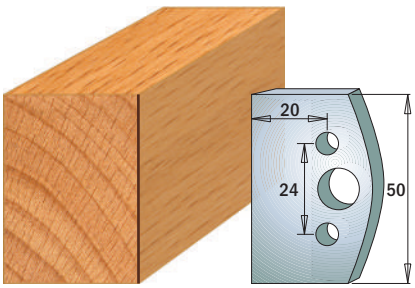

Pair of knives	690.500
Pair of limiters	691.500

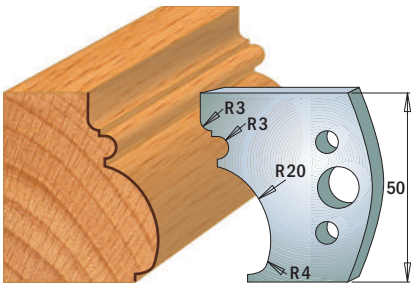

Pair of knives	690.501
Pair of limiters	691.501

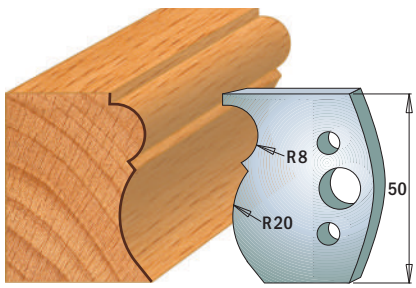

Pair of knives	690.502
Pair of limiters	691.502

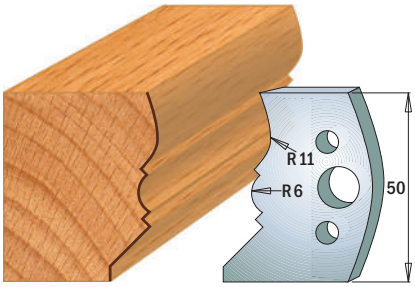

Pair of knives	690.503
Pair of limiters	691.503

NOTE: all knives & limiters available only in pairs.
Drawings are 1:2 scale. Dimensions in mm.

Profile Knives and Limiters

Cutting Length=50mm Thickness=4mm **Pack Qty.** 10

CMT ORANGE TOOLS®

SP

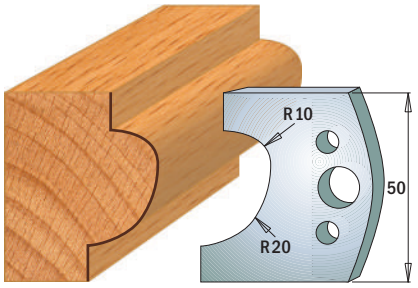

Pair of knives	**690.504**
Pair of limiters	**691.504**

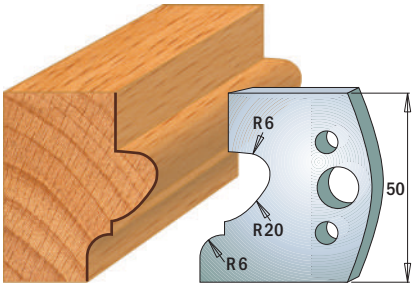

Pair of knives	**690.505**
Pair of limiters	**691.505**

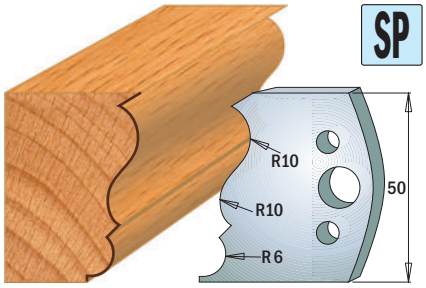

Pair of knives	**690.506**
Pair of limiters	**691.506**

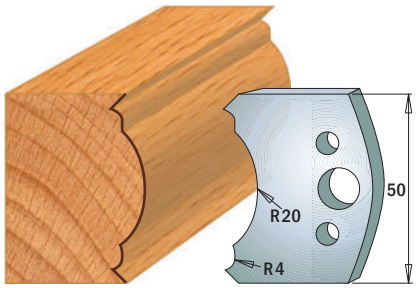

Pair of knives	**690.507**
Pair of limiters	**691.507**

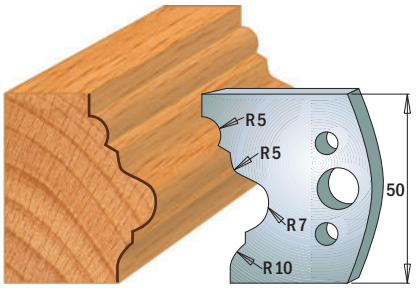

Pair of knives	**690.508**
Pair of limiters	**691.508**

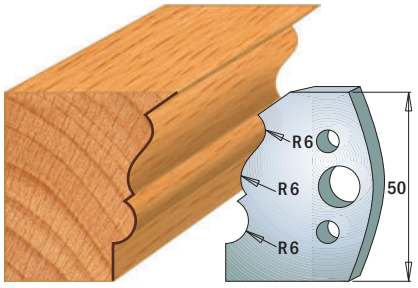

Pair of knives	**690.509**
Pair of limiters	**691.509**

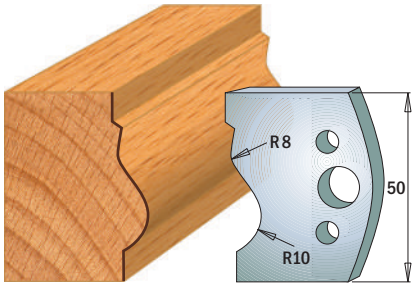

Pair of knives	**690.510**
Pair of limiters	**691.510**

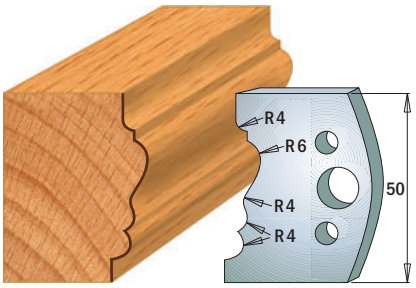

Pair of knives	**690.511**
Pair of limiters	**691.511**

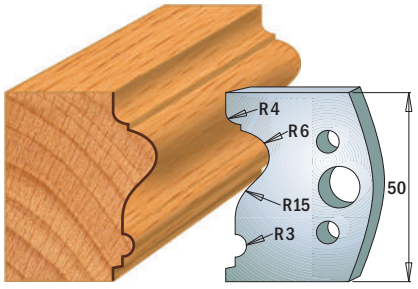

Pair of knives	**690.512**
Pair of limiters	**691.512**

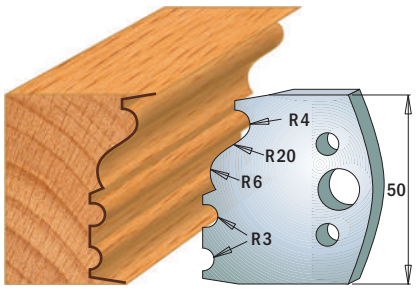

Pair of knives	**690.513**
Pair of limiters	**691.513**

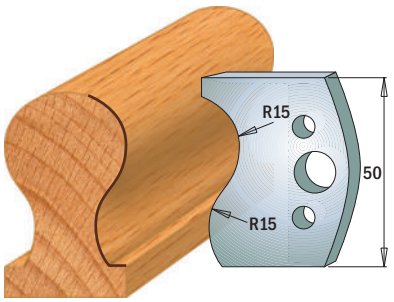

Pair of knives	**690.514**
Pair of limiters	**691.514**

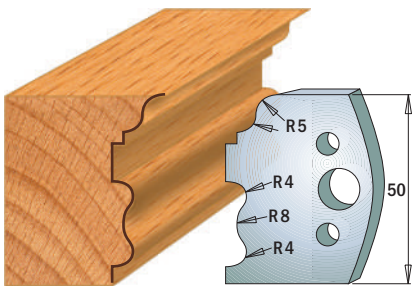

Pair of knives	**690.515**
Pair of limiters	**691.515**

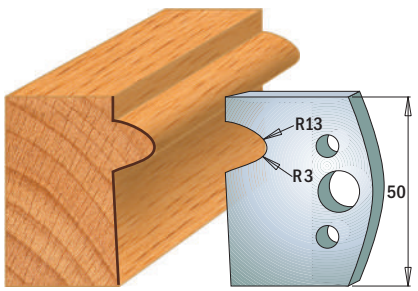

Pair of knives	**690.516**
Pair of limiters	**691.516**

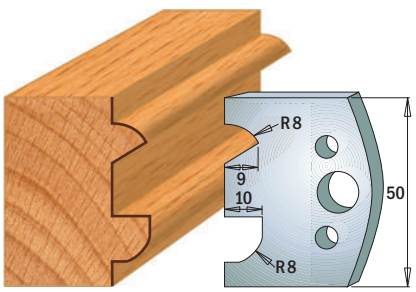

Pair of knives	**690.517**
Pair of limiters	**691.517**

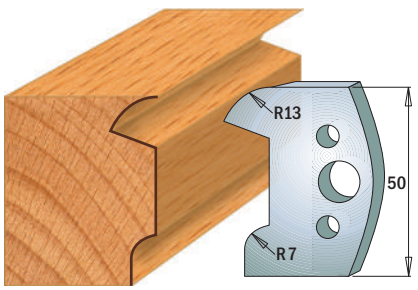

Pair of knives	**690.518**
Pair of limiters	**691.518**

NOTE: all knives & limiters available only in pairs.
Drawings are 1:2 scale. Dimensions in mm.

SP

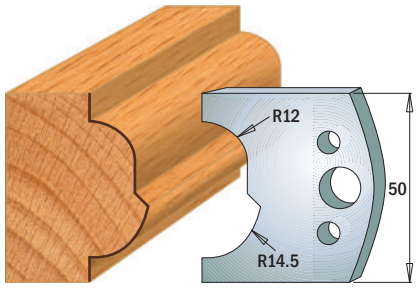

Pair of knives	**690.519**
Pair of limiters	**691.519**

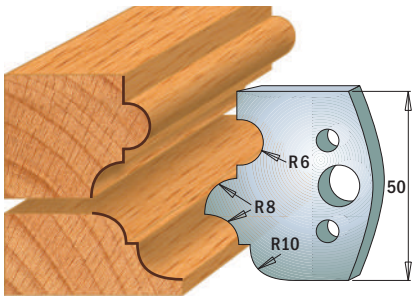

Pair of knives	**690.520**
Pair of limiters	**691.520**

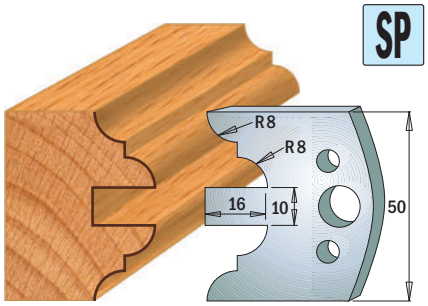

Pair of knives	**690.522**
Pair of limiters	**691.522**

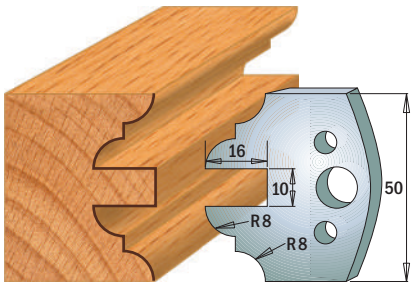

Pair of knives	**690.523**
Pair of limiters	**691.523**



Pair of knives	**690.524**
Pair of limiters	**691.524**

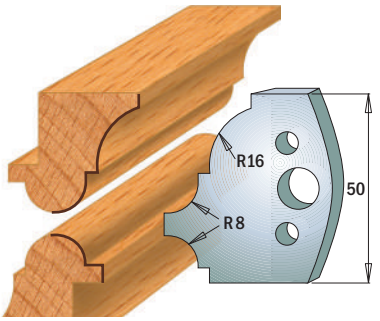

Pair of knives	**690.541**
Pair of limiters	**691.541**

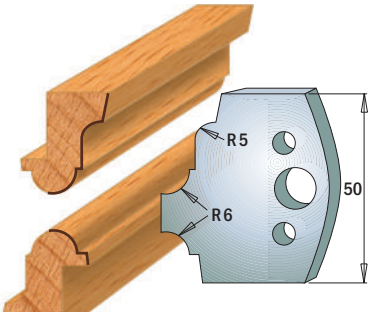

Pair of knives	**690.542**
Pair of limiters	**691.542**

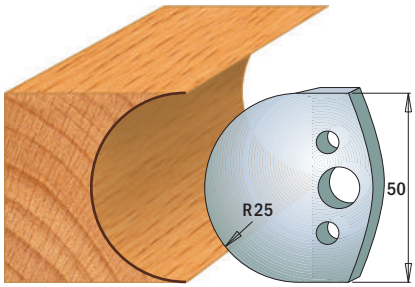

Pair of knives	**690.543**
Pair of limiters	**691.543**

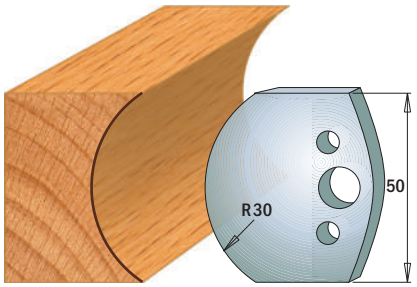

Pair of knives	**690.544**
Pair of limiters	**691.544**

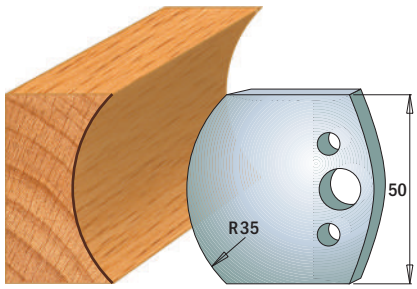

Pair of knives	**690.545**
Pair of limiters	**691.545**

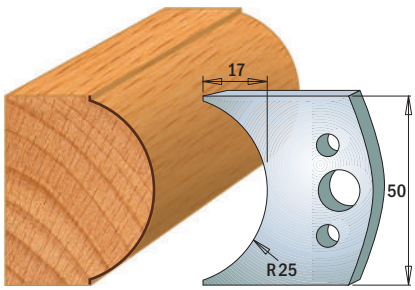

Pair of knives	**690.546**
Pair of limiters	**691.546**



Pair of knives	**690.547**
Pair of limiters	**691.547**



Pair of knives	**690.548**
Pair of limiters	**691.548**

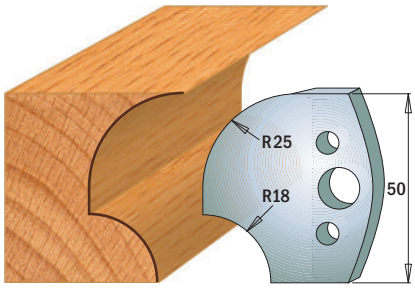

Pair of knives	**690.549**
Pair of limiters	**691.549**

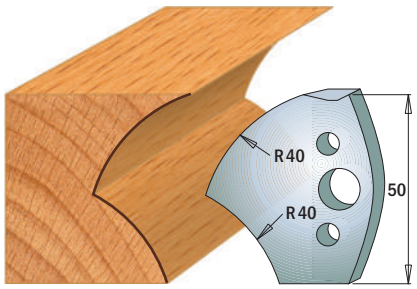

Pair of knives	**690.550**
Pair of limiters	**691.550**

Note: all knives & limiters available only in pairs.
Drawings are 1:2 scale. Dimensions in mm.

Profile Knives and Limiters

Cutting Length=50mm Thickness=4mm **Pack Qty.** 10

CMT ORANGE TOOLS®

SP

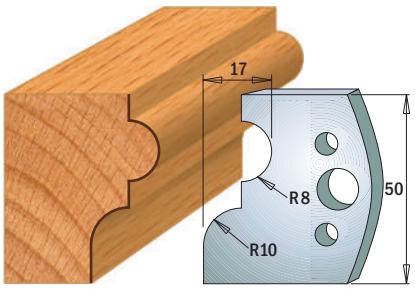

Pair of knives	**690.551**
Pair of limiters	**691.551**



Pair of knives	**690.552**
Pair of limiters	**691.552**

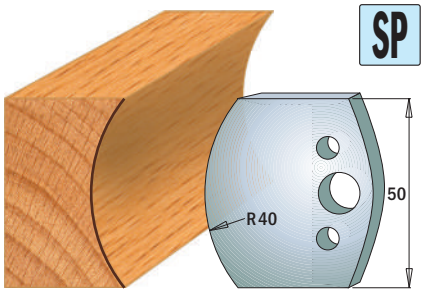

Pair of knives	**690.553**
Pair of limiters	**691.553**

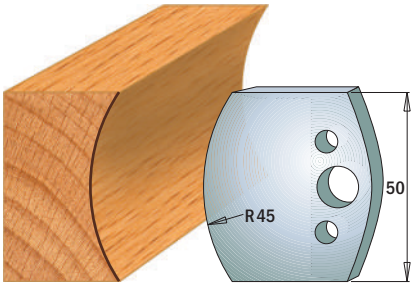

Pair of knives	**690.554**
Pair of limiters	**691.554**

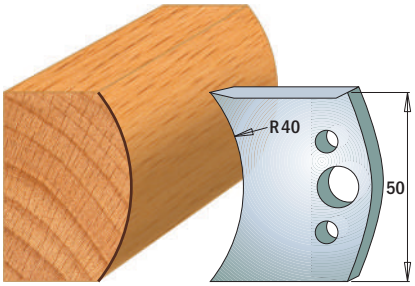

Pair of knives	**690.555**
Pair of limiters	**691.555**

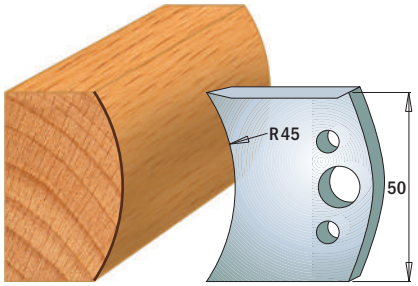

Pair of knives	**690.556**
Pair of limiters	**691.556**

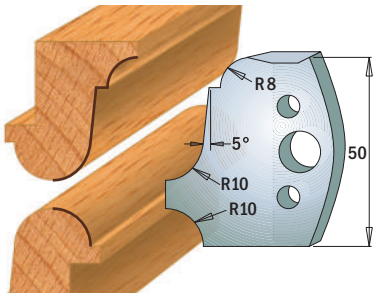

Pair of knives	**690.557**
Pair of limiters	**691.557**

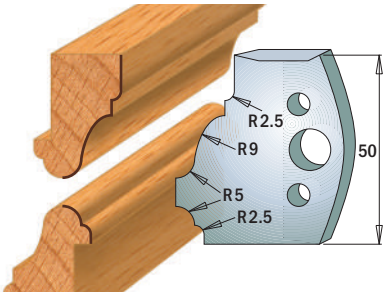

Pair of knives	**690.558**
Pair of limiters	**691.558**

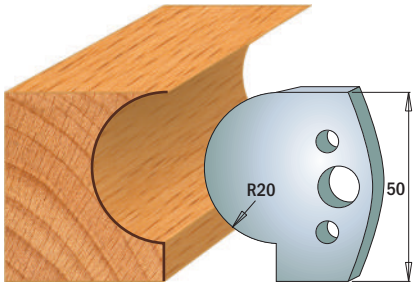

Pair of knives	**690.562**
Pair of limiters	**691.562**

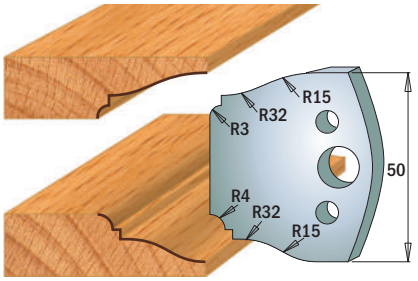

Pair of knives	**690.568**
Pair of limiters	**691.568**

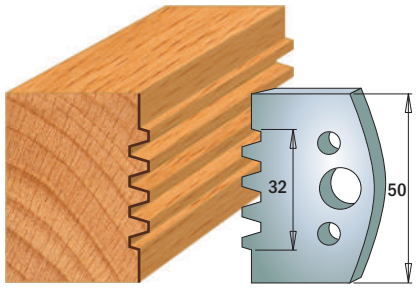

Pair of knives	**690.576**
Pair of limiters	**691.576**

Note: all knives & limiters available only in pairs.
Drawings are 1:2 scale. Dimensions in mm.

Blank Knives & Limiters (to be sharpened)

690-691

SP HSS

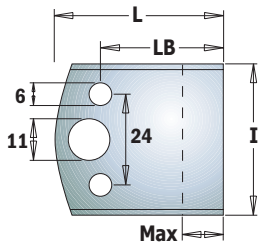

Description	I mm	LB mm	L mm	Max mm		ORDER NO. SP	ORDER NO. HSS
Pair of knives	40	32,5	44,5	18	10	690.193	690.193H
Pair of knives	50	34	46	20	10	690.599	690.599H
Pair of limiters	38	16	28	2	10	691.190	
Pair of limiters	38	24	36	10	10	691.192	
Pair of limiters	38	32,5	44,5	18	10	691.193	
Pair of limiters	48	34	46	20	10	691.599	

Pair of Bore Reducers

699



D mm	B mm		ORDER NO.	D mm	B mm		ORDER NO.
19,05	12,7	10	699.019.13	35	32	10	699.035.32
25,4	19,05	10	699.026.19	40	30	10	699.040.30
30	19,05	10	699.030.19	40	32	10	699.040.32
30	25,4	10	699.030.26	40	35	10	699.040.35
31,75	19,05	10	699.031.19	50	30	1	699.050.30
31,75	25,4	10	699.031.26	50	32	1	699.050.32
31,75	30	10	699.031.30	50	35	1	699.050.35
35	30	10	699.035.30	50	40	1	699.050.40
35	31,75	10	699.035.31				

To be used only in pairs

Chucks & "ER20" Collets for Spindle Moulder Machine

796

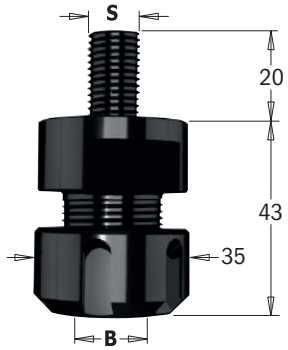

S mm	B mm	L mm		ORDER NO.
M12x1,75	3 ~ 12,7	43	10	796.122.00
M14x2	3 ~ 12,7	43	10	796.142.00
M16x2	3 ~ 12,7	43	10	796.162.00

Spare parts: **992.483.03** M25x1,5mm clamping nut
991.483.00 "ER20" key

TECHNICAL DETAILS:
Super strength steel.
Precisely machined for accuracy.

Collet not included



SAFETY TIPS: The **TW-200** Torque Wrench is recommended for the proper fastening of clamping nuts. (see page 406)

"ER20" Precision Collets for Chucks 796.122/142/162

184



B mm		ORDER NO.	B mm		ORDER NO.
2	10	184.020.20	10	10	184.100.20
3	10	184.030.20	11	10	184.110.20
4	10	184.040.20	12	10	184.120.20
5	10	184.050.20	12,7	10	184.127.20
6	10	184.060.20			
6,35	10	184.064.20			
7	10	184.070.20			
8	10	184.080.20			
9	10	184.090.20			

790



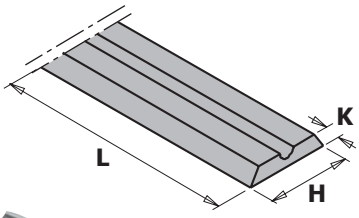





10-PCS. CASE (MINIMUM ORDER)

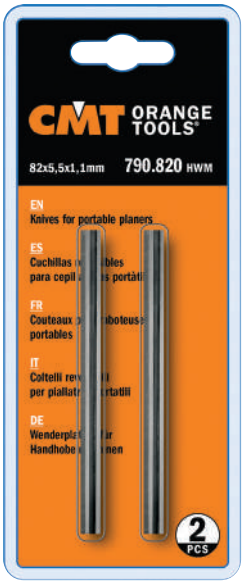

2-PCS. BLISTER CASE
(790.755/790.780/790.806/790.805/790.820)

L mm	H mm	K mm	MACHINE	MODEL MACHINE	ORDER NO. 2-pcs. blister case	ORDER NO. 10-pcs. blister case
56	5,5	1,1	ADLER®			**790.560.00**
60	5,5	1,1	WEGOMA®			**790.600.01**
75,5	5,5	1,1	AEG®	HTH75		**790.755.00**
			BLACK & DECKER®	DN75, 750SR, 600K		
			BOSCH®	0590, P400, 1590,1591		
			FESTOOL®	REP75		
			HAFFNER®	FH222		
			HOLZ-HER®	2223, 2286, 2320		
			KRESS®	JET-STAR 6701, 6702		
			MAFELL®	HU75		
			METABO®	6375		
			SCHEER®	MH75/3, MH80		
			SKIL®	98H		
78	5,5	1,1	VIRUTEX®		**790.780**	**790.780.00**
80,5	5,5	1,1	AEG®, BOSCH®		**790.805**	**790.805.01**
			HAFFNER®			
			ELU®	MFF40, MFF80, MFF81, MFF81EK, PF161		
82	5,5	1,1	AEG®	EH82, EH825, EH822, EH450, EH700, EH82-1, H500, H750, EH700R	**790.820**	**790.820.00**
			BLACK & DECKER®	DN76		
			BOSCH®	PHO 100/150, PHO 200/300 4387, PHO 2-82/3-82, GUSTAV, HO0882		
			CASALS®	CE82		
			DEWALT®	DW678, DW678EK, DW680		
			ELU®	HH15, HH40, HH40K, HH40EK		
			FEIN®	HS2151		
			FELISATTI®	TP282		
			HAFFNER®	FH224		
			HITACHI®	F20, F20A, FP20A, P20V, P20SA		
			HOLZ-HER®	2321, 2322		
			LEGNA®	R82, G82		
			MAFELL®	EHU82, MHU82		
			MAKITA®	1001, 1100, 1125B, 1900B, 1901, 1923B, 1923H, 1923HO		
			METABO®	4382, 8382, 0882, 0883, E0983		
			PERLES®	HHB82B		
			PEUGEOT®	RA400, 82RAC, RA82CS, BR82 BRA1-82, BRA3-82, RA1082CA		
			RYOBI®	L1323-A		
			SKIL®	H92, H94, H95, H96, H97 1506, 1510		
			STAYER®	980B		
92	5,5	1,2	AEG®	450		**790.920.00**
			HITACHI®	F30A, FU30		
			RYOBI®	L120N, L150N, L1205N, L1323		
102	5,5	1,1	AEG®	HB750, EH102, HBE800		**790.992.00**





2-PCS. BLISTER CASE

L mm	H mm	K mm	MACHINE	MODEL MACHINE	ORDER NO. 2-pcs. HSS	ORDER NO. 2-pcs. HW
82	29	3	BOSCH®	GHO20-82	**790.821.50**	**790.821.10**
			BLACK & DECKER®	DN710, DB711		
			MAKITA®	1900B, 1923B, 1100, 1901		
				1125		
			RYOBI®	L-1323A, L-282		
110	29	3	MAKITA®	1002BA, 1911B	**790.110.50**	

TECHNICAL DETAILS:
- Order no. ISO: K40
- Hardness (HV10): 1.400
- Transverse rupture strength (N/mm²): 2.600

APPLICATION:
Softwood ..... Good
Hardwood ..... Suitable
Plywood ..... Suitable

®Brand names mentioned in CMT products are the property of their respective owners (see back cover)

www.dahm.no

793

HSS

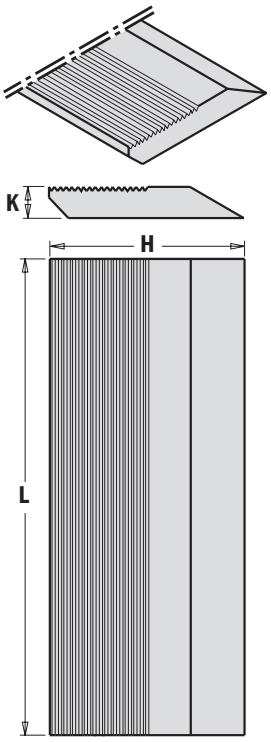

IN QUADROPACK PACKAGING
4 KNIVES FOR EACH SET

L mm	H mm	K mm	ORDER NO. pieces for each set		ORDER NO. HSS
40 x	50 x	8	4	1	793.040.50 ■
40 x	60 x	8	4	1	793.040.60 ■
40 x	70 x	8	4	1	793.040.70 ■
60 x	50 x	8	4	1	793.060.50 ■
60 x	60 x	8	4	1	793.060.60 ■
60 x	70 x	8	4	1	793.060.70 ■
80 x	50 x	8	4	1	793.080.50 ■
80 x	60 x	8	4	1	793.080.60 ■
80 x	70 x	8	4	1	793.080.70 ■
100 x	50 x	8	4	1	793.100.50 ■
100 x	60 x	8	4	1	793.100.60 ■
100 x	70 x	8	4	1	793.100.70 ■
120 x	50 x	8	4	1	793.120.50 ■
120 x	60 x	8	4	1	793.120.60 ■
120 x	70 x	8	4	1	793.120.70 ■
130 x	60 x	8	4	1	793.130.60 ■
130 x	70 x	8	4	1	793.130.70 ■
650 x	40 x	8	4	1	793.650.40 ■
650 x	50 x	8	4	1	793.650.50
650 x	60 x	8	4	1	793.650.60
650 x	70 x	8	4	1	793.650.70

■ *Until stock last*



MATERIAL	HSS
Dry softwood	●
Wet softwood	●
Dry hardwood	●
Wet hardwood	❍

● **Suitable**
❍ **Party suitable**

REMARK: *special dimensions available on request.*

TECHNICAL DETAILS:
Corrugated back moulder knives for profile cutter heads with precise positioning, angle 60°, pitch 1,6mm.

Set of 2 Magnetic Knife Setting Jigs

CMT792



Insert your knives into the tool holders and align them perfectly with this set! Perfect micro adjustments on will guarantee excellent cutting performance!

1. **MAGNETIC STOP**
2. **JOINTS WITH MAGNETIC CONNECTORS**
3. **LOCK SCREW**

2 setup possibilities

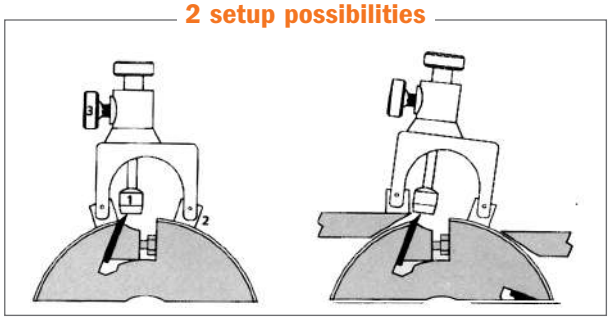

Positioning on the tool holder body with detection of the knife position.

Direct positioning on both the planer table and the tool holder body with detection of the knife position.

DESCRIPTION		ORDER NO.
Set of 2 magnetic knife setting jigs	25	CMT792

CMT ORANGE TOOLS®

SP HSS HW

792

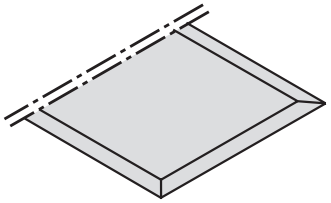

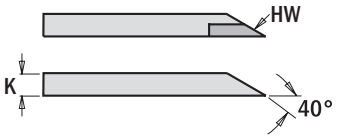

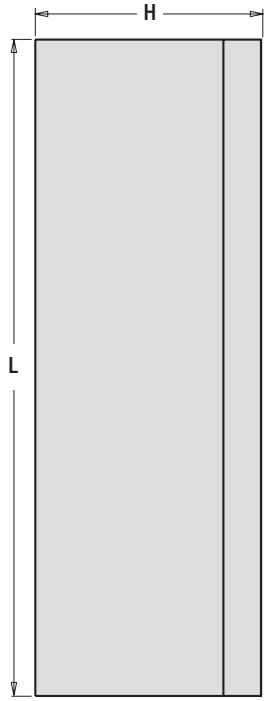

IN QUADROPACK PACKAGING
2 KNIVES FOR EACH SET

* The HSS knives are balanced and milled.

L mm	H mm	K mm	KNIVES pieces for each set		ORDER NO. SP	ORDER NO. HSS*	ORDER NO. HW
130	30	3	2	1		792.130.30	792.132.30
150	30	3	2	1		792.150.30	
180	30	3	2	1		792.180.30	792.182.30
200	30	3	2	1		792.200.30	
210	30	3	2	1		792.210.30	
230	30	3	2	1		792.230.30	792.232.30
250	30	3	2	1	792.251.30	792.250.30	792.252.30
260	30	3	2	1	792.261.30	792.260.30	792.262.30
300	30	3	2	1	792.301.30	792.300.30	792.302.30
310	30	3	2	1		792.310.30	792.312.30
350	30	3	2	1		792.350.30	792.352.30
400	30	3	2	1	792.401.30	792.400.30	792.402.30
410	30	3	2	1		792.410.30	792.412.30
430	30	3	2	1		792.430.30	
450	30	3	2	1	792.451.30	792.450.30	
500	30	3	2	1	792.501.30	792.500.30	792.502.30
510	30	3	2	1		792.510.30	792.512.30
520	30	3	2	1		792.520.30	792.522.30
530	30	3	2	1		792.530.30	792.532.30
600	30	3	2	1		792.600.30	
610	30	3	2	1		792.610.30	
630	30	3	2	1		792.630.30	792.632.30
640	30	3	2	1		792.640.30	
810	30	3	2	1		792.810.30	
1050	30	3	2	1	792.998.30	792.997.30	792.999.30
300	35	3	2	1		792.300.35	
350	35	3	2	1		792.350.35	
400	35	3	2	1	792.401.35	792.400.35	
410	35	3	2	1		792.410.35	
430	35	3	2	1		792.430.35	
450	35	3	2	1	792.451.35	792.450.35	
500	35	3	2	1	792.501.35	792.500.35	
510	35	3	2	1	792.511.35	792.510.35	
520	35	3	2	1	792.521.35	792.520.35	
530	35	3	2	1		792.530.35	
550	35	3	2	1	792.551.35	792.550.35	
600	35	3	2	1	792.601.35	792.600.35	
610	35	3	2	1	792.611.35	792.610.35	
630	35	3	2	1	792.631.35	792.630.35	
650	35	3	2	1		792.650.35	
710	35	3	2	1		792.710.35	
810	35	3	2	1		792.810.35	
820	35	3	2	1			
1050	35	3	2	1	792.998.35	792.997.35	

MATERIAL	SP	HSS	HW
Dry softwood	❍	●	
Wet softwood	❍	❍	
Dry hardwood	❍	●	●
Wet hardwood	❍	●	❍
Chipboard			❍
MDF			❍
Glulam		❍	●
Solid surface			❍

● **Suitable**
❍ **Partly suitable**

REMARK: ***special dimensions available on request.***
The mirror finish on HW knives produces both razor sharp and extremely durable cutting edges.



795

TERSA® | CENTROSTAR, CENTROFIX, QUICKFIX | CENTROLOCK

HPS

TERSA®

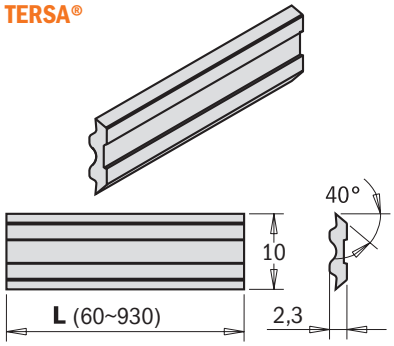

CENTROSTAR
CENTROFIX
QUICKFIX

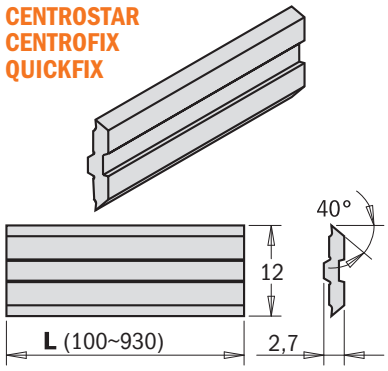

CENTROLOCK

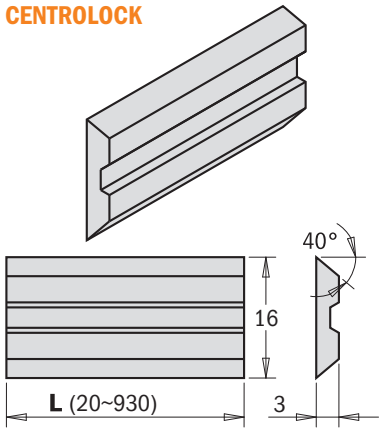

2 KNIVES FOR EACH SET

L mm	H mm	K mm	ORDER NO.	L mm	H mm	K mm	ORDER NO.	L mm	H mm	K mm	ORDER NO.
100	10	2,3	**795.100.10**								
110	10	2,3	**795.110.10**								
120	10	2,3	**795.120.10**								
130	10	2,3	**795.130.10**	130	12	2,7	**795.130.12**	130	16	3	**795.130.16**
								170	16	3	**795.170.16**
180	10	2,3	**795.180.10**	180	12	2,7	**795.180.12**	180	16	3	**795.180.16**
								190	16	3	**795.190.16**
210	10	2,3	**795.210.10**								
230	10	2,3	**795.230.10**					230	16	3	**795.230.16**
				240	12	2,7	**795.240.12**	240	16	3	**795.240.16**
260	10	2,3	**795.260.10**					260	16	3	**795.260.16**
								270	16	3	**795.270.16**
300	10	2,3	**795.300.10**								
310	10	2,3	**795.310.10**	310	12	2,7	**795.310.12**	310	16	3	**795.310.16**
350	10	2,3	**795.350.10**								
400	10	2,3	**795.400.10**								
410	10	2,3	**795.410.10**	410	12	2,7	**795.410.12**				
420	10	2,3	**795.420.10**								
430	10	2,3	**795.430.10**								
450	10	2,3	**795.450.10**								
500	10	2,3	**795.500.10**								
510	10	2,3	**795.510.10**	510	12	2,7	**795.510.12**				
520	10	2,3	**795.520.10**	520	12	2,7	**795.520.12**				
530	10	2,3	**795.530.10**								
540	10	2,3	**795.540.10**								
630	10	2,3	**795.630.10**	630	12	2,7	**795.630.12**				
640	10	2,3	**795.640.10**	640	12	2,7	**795.640.12**				
930	10	2,3	**795.930.10**					930	16	3	**795.930.16**■

■ *Until stock last*

TECHNICAL DETAILS:

HPS® is a material specially formulated using special heat treatments developped for the woodworking industry by Thyssen-Krupp. This steel is enhanced with the following special attributes:
- superb wear resistance
- maximum level of toughness
- resistance to softening
- easy to profile - tested for long life

Test results on Oak: - Spindle speed=6000 rpm,
- Feed speed=24 meter/min
= Result HPS® 17500 meters.
= Result HSS 10000 meters.

MATERIAL	GOOD	EXCELLENT
Dry Softwood		●
Wet Softwood		●
Dry Hardwood		●
Wet Hardwood		●
Exotic Hardwood	●	

®Brand names mentioned in CMT products are the property of their respective owners (see back cover)

www.dahm.no

CMT ORANGE TOOLS®

HWM

790

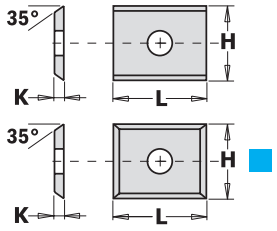

L mm	H mm	K mm	TYPE	A	Z	ORDER NO. K1920	ORDER NO. K2250
7,5	12	1,5		35°	2	790.075.00	
7,65	12	1,5		35°	2	790.076.00	
9,6	12	1,5		35°	2	790.096.00	
15	12	1,5		35°	2	790.150.00	
19,5	12	1,5	■	35°	4	790.195.12	
20	12	1,5		35°	2	790.200.00	790.200.03

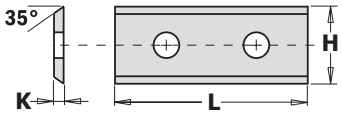

L mm	H mm	K mm		A	Z	ORDER NO. K1920	ORDER NO. K2250
24,7	12	1,5		35°	2	790.250.00	
30	12	1,5		35°	2	790.300.00	790.300.03
30	12	1,5		45°	2	790.300.20	
40	12	1,5		35°	2	790.400.00	790.400.03
50	12	1,5		35°	2	790.500.00	790.500.03
60	12	1,5		35°	2	790.600.00	790.600.03

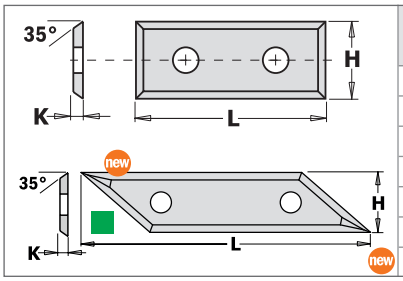

L mm	H mm	K mm	TYPE	A	Z	ORDER NO. K1920	
29,5	9	1,5		35°	4	790.295.09	
29,5	12	1,5		35°	4	790.295.12	
39,5	9	1,5		35°	4	790.395.09	
39,5	12	1,5		35°	4	790.395.12	
49,2	9	1,5		35°	4	790.495.09	
49,2	12	1,5		35°	4	790.495.12	
58	12	1,5	■	35°	2	790.580.01	

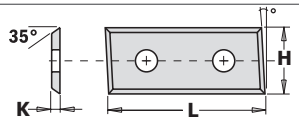

L mm	H mm	K mm		A	Z	ORDER NO. K1920	
28,3	12	1,5		35°	4	790.283.12	
48,3	12	1,5		35°	4	790.483.12	

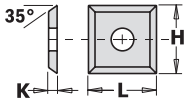

L mm	H mm	K mm		A	Z	ORDER NO. K1920	ORDER NO. K2250
10,5	10,5	1,5		35°	4		790.105.03
12	12	1,5		35°	4	790.120.00	790.120.03

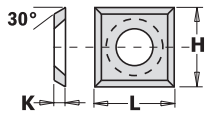

L mm	H mm	K mm		A	Z	ORDER NO. K1920	ORDER NO. K2250
13,6	13,6	2		30°	4	790.136.00	
14	14	1,2		30°	4	790.140.10	
14	14	2		30°	4	790.140.00	790.140.03
14	14	2		45°	4	790.140.02	

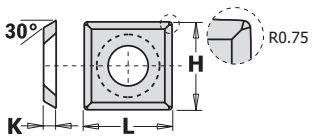

L mm	H mm	K mm		A	Z	ORDER NO. K1920	
12	12	1,5		30°	4	790.120.20	
14	14	2		30°		790.140.20	

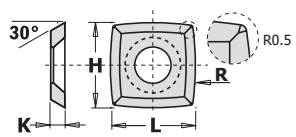

L mm	H mm	K mm	R mm	A	Z	ORDER NO. K1920	
15	15	2,5	115	30°	4	790.152.12	
15	15	2,5	150	30°	4	790.152.22	

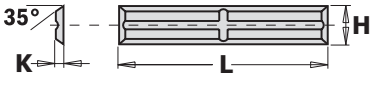

L mm	H mm	K mm		A	Z	ORDER NO. K1920	
20	4,1	1,1		35°	4	790.200.01	
30	5,5	1,1		35°	4	790.300.01	
50	5,5	1,1		35°	4	790.500.01	

790

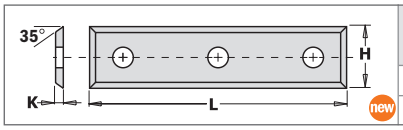

L mm	H mm	K mm		A	Z	ORDER NO. K1920	
50	9	1,5		35°	4	790.500.09	
50	12	1,7		35°	4	790.503.00	

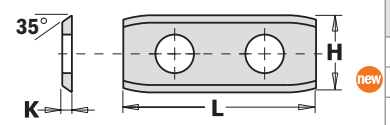

L mm	H mm	K mm	B	A	Z	ORDER NO. K1920	
20	12	1,5	1	35°	2	790.201.00	
24	12	1,5	1	35°	2	S790.242.00	
30	12	1,5	2	35°	2	790.301.00	
50	12	1,5	2	35°	2	790.501.00	

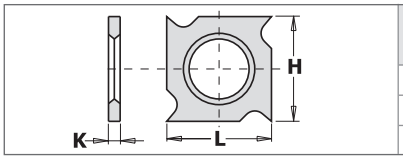

L mm	H mm	K mm			Z	ORDER NO. K1920	
18	18	1,95			4	790.181.00	
18	18	2,45			4	790.182.00	

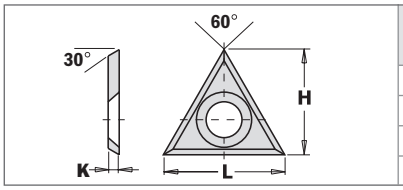

L mm	H mm	K mm		A	Z	ORDER NO. K1920	
22	19	2		30°	3	790.220.02	

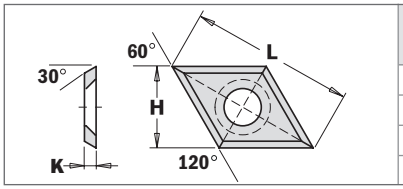

L mm	H mm	K mm		A	Z	ORDER NO. K1920	
28	14	2		30°	2	790.280.00	

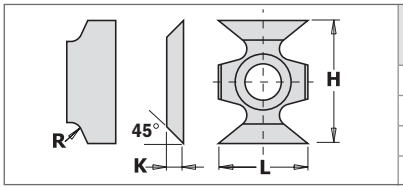

L mm	H mm	K mm	R mm	A	Z	ORDER NO. K1920	
16	22	5	1,5			790.161.00	
16	22	5	2			790.162.00	
16	22	5	3			790.163.00	
16	22	5		45°		790.160.00	

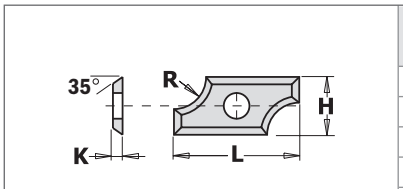

L mm	H mm	K mm	R mm	A	Z	ORDER NO. K1920	
19,5	9	1,5	2	35°	2	790.020.00	
19,5	9	1,5	3	35°	2	790.030.00	
19,5	9	1,5	5	35°	2	790.050.00	
24	12	1,5	6,4	35°	2	790.064.00	
24	12	1,5	8	35°	2	790.080.00	

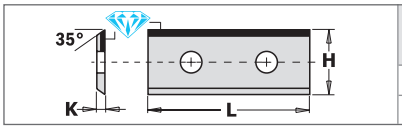

L mm	H mm	K mm		A	Z	ORDER NO. DP	
30	12	1,5		35°	1	790.300.60*	

***These knives are supplied in a 2 pc. case. Minimum 2 pieces or multiple of 2 piece order.**

MATERIAL	K1920	K2250
Softwood	★★★★	
Hardwood	★★★★★	
Chipboard	★★★★★	★★★★★
MDF	★★★★	★★★★★
HDF	★★★★	★★★★★
Plastics	★★★	★★★★★
Solid Surface		★★★★

TECHNICAL DETAILS:

K1920 Hardness (HV10): 1.920 - Transverse rupture strength (N/mm²): 2.600
New chrome grade for universal cutting applications. Excellent resistance to corrosion, oxidation and mechanical wear. High efficiency, 20% longer lifetime compared to standard grade.

K2250 Hardness (HV10): 2.250 - Transverse rupture strength (N/mm²): 2.400
New nano-grain grade for maximum wear resistance. Higher efficiency due to improved tool lifetime. Improved toughness.

All knives are supplied in a 10 pc. case.
Minimum 10 piece or multiple of 10 piece order.



UP & DOWN CUT SPIRAL  170	Z1 UPCUT SPIRAL  170	Z2 UP & DOWN CUT SPIRAL  171	STRAIGHT WITH CENTER TIP  172
STRAIGHT  173~175	STRAIGHT WITH THREADED SHANK  176	SPIRAL FOR ALUMINIUM  177	STRAIGHT WITH INSERT KNIVES  178-179
MORTISING & HINGE  180-181	PATTERN  182	PATTERN WITH INSERT KNIVES  183	WEATHERSEAL  184
COMBINATION TRIMMER  184-185	COMBINATION TRIMMER WITH BEARING  185	FLUSH TRIM  186-187	SPIRAL FLUSH TRIM  188
FLUSH TRIM FOR LAMINATE  188	FLUSH TRIM WITH INSERT KNIVES  189	PATTERN/FLUSH WITH INSERT KNIVES  190	PATTERN/FLUSH TRIM  190
PANEL PILOT  191	RABBETING  192~194	RABBETING WITH INSERT KNIVES  193-194	KEYHOLE  195
T-SLOT  195	SCREW SLOT  196	SLOT FOR FLOORING  196	SLOT CUTTERS & SETS  197~199
LOCK MITER  200-201	GLUE JOINT  202	DRAWER LOCK  203	
WINDOW SASH  204		GLASS DOOR SASH  205	
V-TONGUE & GROOVE  207		EDGE BANDING  207	
FINGER JOINT 206	DOVETAIL 208~210	60° LETTERING 211	BOWL & TRAY 211
V-GROOVING & LASER POINT 212~214	CHAMFER 215-216	CHAMFER WITH INSERT KNIVES 215	ROUND NOSE 217

www.damm.no

BALL END

218

COVE

219-220

OVOLO & ROUNDOVER

220~223

ROUNDOVER WITH INSERT KNIVES

221

DECORATIVE BEADING

224-225

OGEE & PROFILES

226-227

ADJUSTABLE ROUNDOVER

228

WAINSCOT PANELING

229

CORNER BEADING

229-230

BEAD & BULL NOSE

230

EDGE-FLUTING

231



MOULDING SYSTEM

231



MOULDING

232~234

FINGER PULL DOOR LIP

234-235

TABLE EDGE & HAND RAIL

236



VERTICAL RAISED PANEL

236

RAISED PANEL

240-241

RAIL & STILE SET

237~239



STILE & PANEL

242

STRIPLOX® CUTTER

243

SOLID SURFACE COUNTER-TOP TRIM

243

SOLID SURFACE ROUNDOVER

244-245

SOLID SURFACE BEVEL

246

SOLID SURFACE CUT & PLUG REPAIR SET

247

SOLID SURFACE WAVY JOINT

248

SOLID SURFACE NO-DRIP

250

SOLID SURFACE SINK & TRIM

249-250

ROUTER BIT SETS


251~261

STRAIGHT

263

PATTERN

264

FLUSH TRIM

264

ROUND NOSE

264

V-GROOVE

265

DECORATIVE

265

KEYHOLE

265

DOVETAIL

266

SLOT CUTTER

266

CHAMFER

266

RABBETING

267

COVE

267

OVOLO

267

ROUNDOVER & BEADING

268

OGEE

268-269

ROUTER BIT SETS

269

www.dahm.no

®Brand names mentioned in CMT products are the property of their respective owners (see back cover)

CUTTING EDGE TYPE

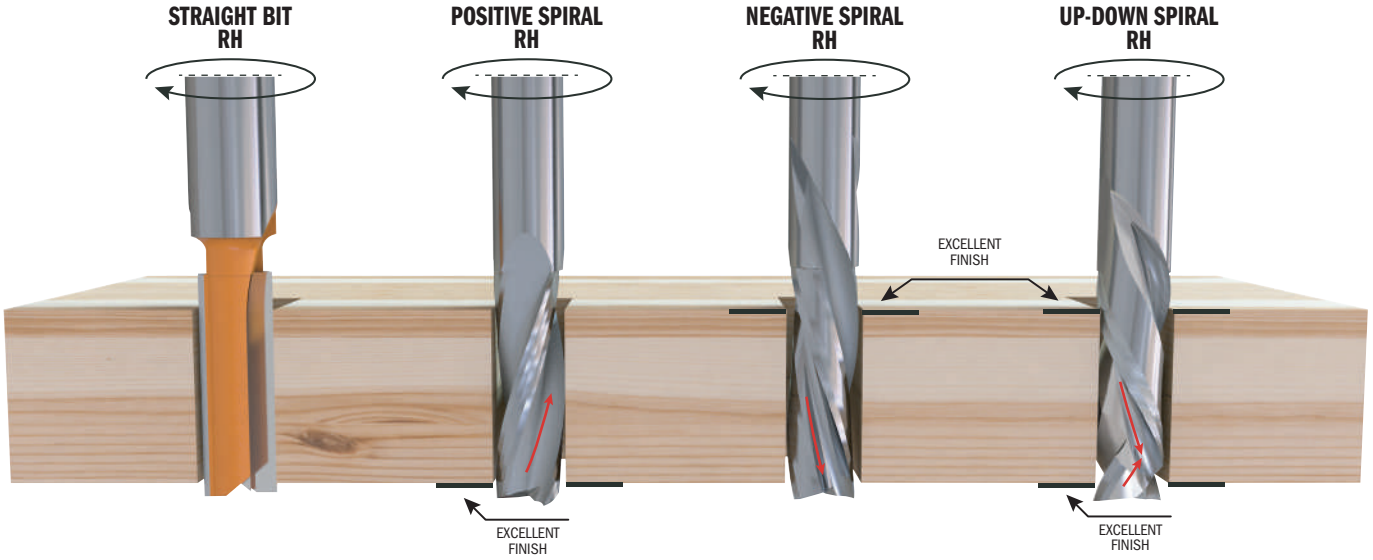

RECOMMENDED PLUNGING METHOD

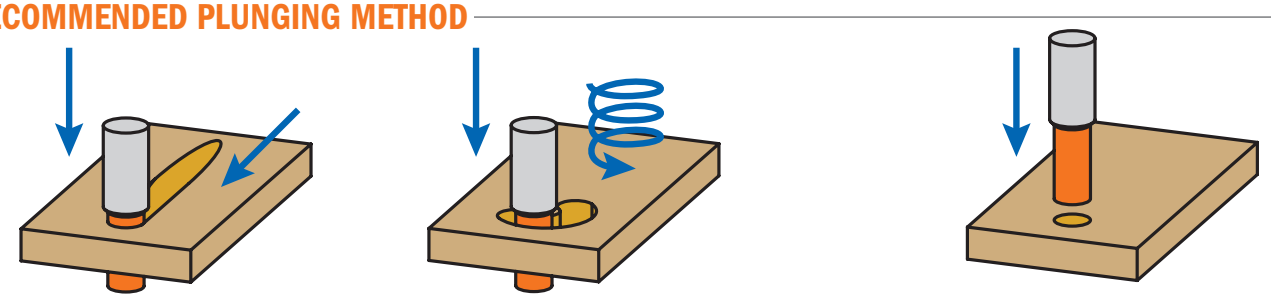

RAMP PLUNGING

SPIRAL PLUNGING

These methods are recommended for sizing and grooving tools.

AXIAL PLUNGING

Router bits with mainly negative cutting shear angles, negative spiral, and router bits without plunging cutter are ***NOT*** suitable for axial plunging!

PROBLEM SOLVING

PROBLEM	SOLUTIONS	INCREASE
Bad finishing	• Cutting depth • Vibrations	• Rotation speed • Dust extraction • Number of cutting edges • Clamping cutter/chuck
Cutting edge wear	• Rotation speed • Vibrations	• Feed speed
Cutting edge burns	• Rotation speed • Number of cutting-edges	• Feed speed
Cutting edge debris	• Cutting depth	• Rotation speed • Feed speed • Dust extraction
Vibrations	• Rotation speed • Cutting depth	• Machine stability • Workpiece stability
Cutter breakage	• Feed speed • Cutting depth • Vibrations	• Shank diameter • Collet clamping • Change tool material (solid carbide or DENSIMET®)

DECREASE

®Brand names mentioned in CMT products are the property of their respective owners (see back cover)

www.dahm.no

WHAT'S THE SECRET TO FLAWLESS EDGE PROFILES WITH NO REWORK?

WOOD® Magazine — Best Overall — Wood's Choice 1994 Router Bits

CMT Overall Rating 10!
Top Performing Router Bits



MULTI-AXIS GRINDING CREATES A 3X LONGER LASTING MIRROR FINISH

Each cutting edge is precisely sharpened to the micron, in order to produce a cutting angle, which is razor sharp, yet extremely durable.

ANTI-KICKBACK DESIGN

Controls depth of cut and minimizes the chance of kickback, reducing your risk of injury.

SINTERHIP HI-DENSITY INDUSTRIAL CHROME CARBIDE

SINTERHIP HI-DENSITY INDUSTRIAL CHROME CARBIDE

New process called SinterHIP (Hot Isostatic Pressing), helps prevent material failure and increases cutting life.

TRI-METAL BRAZING

Our Silver-Copper-Silver brazing protects the carbide tip when cutting harder wood or wood composites and reduces the chance of failed welds.

NON-STICK ORANGE SHIELD COATING®

NON-STICK ORANGE SHIELD COATING®

Prevents bit from heating up, reduces pitch build-up, protects against corrosion and provides a longer bit life.

Deluxe packaging

HQ STEEL

SUPERIOR HIGH-STRENGTH STEEL

We use high-quality, solid bar stock sourced from Switzerland, which provides exceptional resistance to fatigue and abrasion.

®Brand names mentioned in CMT products are the property of their respective owners (see back cover)

www.dahm.no

BUILDING THE WORLD'S FINEST CUTTING TOOLS

We built our foundations and reputation for high quality tools on the craftsman-like manufacturing of boring bits and router bits. Times have changed and current technology has completely altered the industry. As a result, our facilities have been newly renovated and our equipment today represents the most advanced technology available on the market. This allows us to continue to manufacture cutting tools with the skill and care that we always have.



DESIGN

We engineer all of our products with a purpose in mind. Years of developing high performance cutting tools means that our top-sellers are tried and true, the result of continued perfection of each design, but we don't stop there: new materials, new profiles and new methods continue to emerge everyday.

At CMT, our objective is to remain on the cutting edge of innovation so our technical department ensures to continually monitor market developments, incorporate state-of-the-art software and apply experience in the sector to designs tools that are worthy of the CMT brand.

MATERIALS

Essentially, the main components of a router bit are just two: steel and carbide. If either of these is less than the best, the tool we make will show it.
We've researched steel and carbide since the beginning, and found exactly what we were looking for:

Superior Steel. Our steel is comes from right above the border in Switzerland where an exclusive hot drawing process is applied to forge the solid bar stock we use to manufacture our shanks and bodies.
The result? Steel that is superior in strength and exceptionally resistant to fatigue and abrasion.

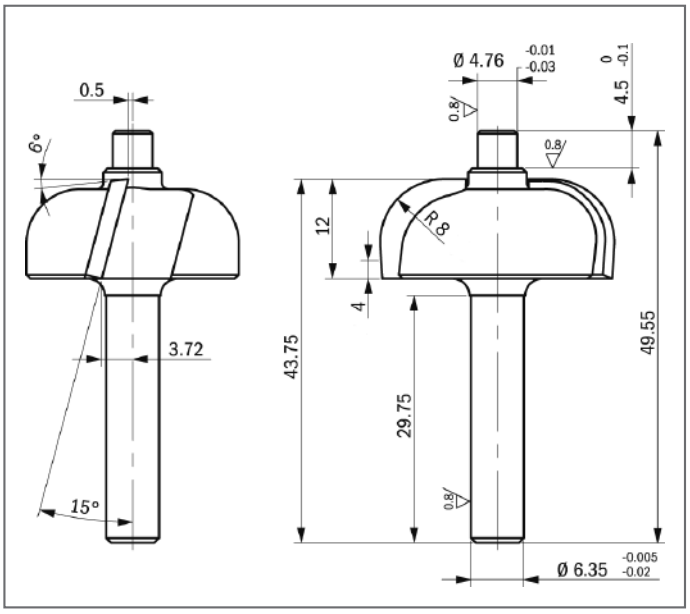



High-Grade Tungsten Carbide. If steel is what gives our tools strength, carbide is what gives them intelligence. The capacity of the carbide tip to cut precisely and to last a long time is critical for the performance of any tool, so at CMT we use only premium micrograin carbide from Luxembourg to make the tips for our router bits.

MANUFACTURING

Turning, Milling and Cutting. Our biggest investment in recent years has been in upgrading production. Today, all machinery at CMT is fully automated. CNC machines run by specially trained operators who make sure that the shanks and bodies of our router bits and boring bits are accurate and perfectly balanced.



Heat Forged Steel Bodies for Large Diameter Bits. No router bits are exactly the same, sometimes not even in the way they are made. Certain bits require a few more steps than others, like heat forging the steel of larger diameter bits before turning it down into precise bit bodies. This extra step produces a radial grain orientation which gives large diameter bits extra strength and durability.

Brazing. We have pioneered the art of brazing. Not only does our unique custom-designed computerized brazing equipment help eliminate the inconsistencies found in old fashioned hand brazing, but our silver-copper-silver brazing 'sandwich' provides a tight bond between the steel and the carbide, with a shock absorbing effect to protect the carbide tips when cutting harder woods.

Specially Formulated Carbide for Specific Applications. You have to cut every kind material, so we make sure that our carbide tips can handle each individual job. This means specially formulating the carbide of each tool so that the compositions vary from being super hard (for tough cutting jobs like laminates) to being less hard (to absorb the impact when cutting large profiles) and everything in between.

Grinding and Sharpening. The final step in the production process is no different from the rest: sharpening and grinding are done to extreme precision on multi-axis CNC machines. Each bevel and angle is ground or sharpened to the micron, to produce a cutting edge that is both razor sharp yet extremely durable.



680°C in seconds - and the brazing is complete.

QUALITY CONTROL

Even the simplest of tasks can include a margin for error. However at CMT, we take measures to prevent this. We always manually check the quality of our tools at each step of the manufacturing process, and we still make test cuts with rail & stile bits to make sure the cut fits. However, now we also use a fully automatic measuring process that evaluates every part of the tool without actually coming into contact with it, to make sure that the tool dimensions are accurate and that the profiles conform precisely to technical specification. We also use this system to gauge the wear and tear on the CNC machines.



CMT's fully automatic measuring system.

Solid Carbide Spiral Bits

CMT ORANGE TOOLS®

Thanks to the spiral cutting edge which stays in continuous contact with the workpiece, these bits provide smoother, chatter-free cutting action, unlike conventional bits which have intermittent contact with the workpiece. Unsurpassed performance and cleaner cuts in ordinary or difficult materials, softwood, hardwood, plywood, composites etc. This new range of spiral bits with 6 - 8 - 12mm and 6,35 - 12,7mm shanks allow them to be used with a CNC router and hand-held routers. ***Excellent quality-price ratio!***

XTREME PERFORMANCE



190.41 Upcut & Downcut Spiral - DLCS Chrome Coating

HWM | Z2+2 | Z3+3 | RH | UP DOWN | LONG LIFE

	D mm	I mm	I1 Pos. mm	L mm	Z		ORDER NO. S=Ø8mm	ORDER NO. S=Ø9,52mm	ORDER NO. S=Ø10mm	ORDER NO. S=Ø12mm	ORDER NO. S=Ø12,7mm
new	8	32	7	80	2+2	10	190.080.41				
	9,52	28,6	7	76,2	2+2	10		190.504.41			
new	10	32	7	80	2+2	10			190.100.41		
new	10	42	7	90	2+2	10			190.101.41		
	12	42	7	90	2+2	10				190.120.41	
	12	52	7	100	2+2	10				190.121.41	
	12,7	25,4	12	76,2	2+2	10					190.505.41
	12,7	28,6	12	76,2	2+2	10					190.506.41
	12,7	34,9	12	88,9	2+2	10					190.507.41
	12,7	41,3	12	101,6	2+2	10					190.508.41
Up & Downcut Mortising Bits											
	9,52	22,2	4,8	76,2	2+2	10		190.513.41			
	9,52	25,4	5,2	76,2	3+3	10		190.813.41			
	12	25,4	5,2	83	3+3	10				190.320.41	
	12,7	22,2	5,2	76,2	2+2	10					190.515.41
	12,7	34,9	5,2	88,9	2+2	10					190.517.41
	12,7	28,5	6	76,2	3+3	10					190.815.41



190 Upcut & Downcut Spiral

HWM | Z2+2 | Z3+3 | RH | UP DOWN

D mm	I mm	I1 Pos. mm	L mm	Z		ORDER NO. S=Ø6,35mm	ORDER NO. S=Ø8mm	ORDER NO. S=Ø9,52mm	ORDER NO. S=Ø10mm	ORDER NO. S=Ø12mm	ORDER NO. S=Ø12,7mm
6,35	22,2	7	63,5	2+2	10	190.008.11					
8	32	7	80	2+2	10		190.080.11				
9,52	28,6	7	76,2	2+2	10			190.504.11			
10	32	7	80	2+2	10				190.100.11		
10	42	7	90	2+2	10				190.101.11		
12	42	7	90	2+2	10					190.120.11	
12	52	7	100	2+2	10					190.121.11	
12,7	25,4	12	76,2	2+2	10						190.505.11
12,7	28,6	12	76,2	2+2	10						190.506.11
12,7	34,9	12	88,9	2+2	10						190.507.11
12,7	41,3	12	101,6	2+2	10						190.508.11
Up & Downcut Mortising Bits											
9,52	22,2	4,8	76,2	2+2	10			190.513.11			
9,52	25,4	5,2	76,2	3+3	10			190.813.11			
12	25,4	5,2	83	3+3	10					190.320.11	
12,7	22,2	5,2	76,2	2+2	10						190.515.11
12,7	34,9	5,2	88,9	2+2	10						190.517.11
12,7	28,5	6	76,2	3+3	10						190.815.11



198 Upcut

HWM | Z1 | RH | UP

D mm	I mm	L mm		ORDER NO. S=Ø6mm	ORDER NO. S=Ø6,35mm	ORDER NO. S=Ø8mm	ORDER NO. S=Ø12mm
3,18	12,7	50,8	10		198.001.11		
4,76	15,87	50,8	10		198.005.11		
6	22	60	10	198.060.11			
6,35	19,05	50,8	10		198.007.11		
6,35	25,4	63,5	10		198.008.11		
8	22	70	10			198.080.11	
8	32	80	10			198.081.11	
12	32	83	10				198.120.11





www.dahm.no





191 Upcut Spiral

HWM Z2 RH UP

D mm	I mm	L mm		ORDER NO. S=Ø6mm	ORDER NO. S=Ø6,35mm	ORDER NO. S=Ø8mm	ORDER NO. S=Ø12mm	ORDER NO. S=Ø12,7mm
3	12	60	10	**191.630.11**		**191.830.11**		
3,18	12,7	50,8	10		**191.001.11**			
3,5	12	60	10	**191.635.11**				
3,97	12,7	50,8	10		**191.003.11**			
4	15	60	10	**191.640.11**		**191.840.11**		
4,76	19,05	50,8	10		**191.005.11**			
5	17	60	10	**191.650.11**		**191.850.11**		
6	27	70	10	**191.060.11**		**191.860.11**		
6,35	19,05	50,8	10		**191.007.11**			
6,35	25,4	63,5	10		**191.008.11**			
7	32	80	10			**191.870.11**		
7,94	25,4	76,2	10					**191.501.11**
8	22	70	10			**191.080.11**		
8	32	80	10			**191.081.11**		
8	42	90	10			**191.082.11**		
9	32	83	10				**191.890.11**	
9,53	31,75	82,5	10					**191.503.11**
10	32	80	10			**191.800.11**		
10	32	83	10				**191.900.11**	
10	42	90	10				**191.901.11**	
12	35	83	10			**191.820.11**	**191.120.11**	
12	42	90	10				**191.121.11**	
12	52	100	10				**191.122.11**	
12,7	31,75	76,2	10					**191.505.11**
12,7	38,1	88,9	10					**191.506.11**
12,7	50,8	101,6	10					**191.507.11**





192 Downcut Spiral

HWM Z2 RH DOWN

D mm	I mm	L mm		ORDER NO. S=Ø6mm	ORDER NO. S=Ø6,35mm	ORDER NO. S=Ø8mm	ORDER NO. S=Ø12mm	ORDER NO. S=Ø12,7mm
3	12	60	10	**192.630.11**		**192.830.11**		
3,18	12,7	50,8	10		**192.001.11**			
3,97	12,7	50,8	10		**192.003.11**			
4	15	60	10	**192.640.11**		**192.840.11**		
4,76	19,05	50,8	10		**192.005.11**			
5	17	60	10	**192.650.11**		**192.850.11**		
6	27	70	10	**192.060.11**		**192.860.11**		
6,35	19,05	50,8	10		**192.007.11**			
6,35	25,4	63,5	10		**192.008.11**			
7,94	25,4	76,2	10					**192.501.11**
8	22	70	10			**192.080.11**		
8	32	80	10			**192.081.11**		
8	42	90	10			**192.082.11**		
9,53	31,75	82,5	10					**192.503.11**
10	32	80	10			**192.800.11**		
10	32	83	10				**192.900.11**	
12	35	83	10			**192.820.11**	**192.120.11**	
12,7	31,75	76,2	10					**192.505.11**
12,7	38,1	88,9	10					**192.506.11**
12,7	50,8	101,6	10					**192.507.11**

EXTRA HARD DLCS CHROME COATING

192.41 **DLCS Chrome Coating** Long Life

XTREME PERFORMANCE 3X LONGER LIFE THAN UNCOATED

SEE PAGE 285



174 - 177 - 912

HWM HW Z2+1 RH

These industrial straight bits are made from stainless steel specifically created to withstand rigorous workloads on hand-held or CNC routers. The two lateral cutting edges allow you to execute any kind of plunge drilling and trimming jobs on solid, soft or hardwood, wood composite and plastic or laminated materials.

Application: - soft and hardwood and wood composite
- chipboard, MDF (laminate & melamine)
- plywood, veneer, ecc.

Plunge Centre Tip Z2+1

The special carbide-tipped cutting edge guarantees long-lasting performance compared to traditional bits.



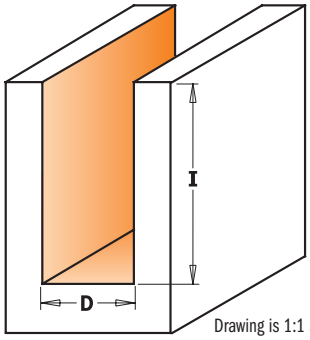

Drawing is 1:1 scale

177

D mm	I mm	L mm		ORDER NO. S=Ø12mm
10	35	90	10	**177.100.11**
12	35	90	10	**177.120.11**
12	50	100	10	**177.121.11**
14	35	90	10	**177.140.11**
16	35	90	10	**177.160.11**
16	60	110	10	**177.161.11**
18	35	90	10	**177.180.11**
18	60	110	10	**177.181.11**
20	35	90	10	**177.200.11**
22	35	90	10	**177.220.11**
24	35	90	10	**177.240.11**
25	35	90	10	**177.250.11**
26	35	90	10	**177.260.11**
28	35	90	10	**177.280.11**
30	35	90	10	**177.300.11**
35	35	90	10	**177.350.11**

912

D mm	I mm	L mm		ORDER NO. S=Ø12mm
12	70	110	10	**912.623.11**

Carefully make several shallow passes to prevent damaging the tool.
The warranty does not cover improper use of the tool.

Plunge Centre Tip Z2+1

The special carbide-tipped cutting edge guarantees long-lasting performance compared to traditional bits.



174

D mm	I mm	L mm		ORDER NO. S=Ø8mm
• 3	10	55	10	**174.030.11**
• 4	10	55	10	**174.040.11**
• 5	12	55	10	**174.050.11**
• 6	14	55	10	**174.060.11**
• 7	20	55	10	**174.070.11**
8	20	55	10	**174.080.11**
8	30	70	10	**174.081.11**
8	40	90	10	**174.082.11**
9	20	55	10	**174.090.11**
10	20	60	10	**174.100.11**
10	30	70	10	**174.102.11**
10	40	90	10	**174.101.11**
11	20	60	10	**174.110.11**
12	20	60	10	**174.120.11**
12	30	70	10	**174.122.11**
12	40	90	10	**174.121.11**
13	20	60	10	**174.130.11**
14	20	60	10	**174.140.11**
14	30	70	10	**174.142.11**
14	40	90	10	**174.141.11**
15	20	60	10	**174.150.11**
16	20	70	10	**174.160.11**
16	30	70	10	**174.162.11**
16	40	90	10	**174.161.11**
18	20	70	10	**174.180.11**
18	30	70	10	**174.181.11**
18	40	80	10	**174.182.11**
19	20	70	10	**174.190.11**
20	20	70	10	**174.200.11**
20	30	70	10	**174.201.11**
20	40	90	10	**174.202.11**
22	20	70	10	**174.220.11**
22	30	70	10	**174.221.11**
22	40	90	10	**174.222.11**
23,5	20	70	10	**174.235.11**
24	20	70	10	**174.240.11**
24	30	70	10	**174.241.11**
24	40	90	10	**174.242.11**
25	20	70	10	**174.250.11**
26	20	70	10	**174.260.11**
26	30	70	10	**174.261.11**
28	20	70	10	**174.280.11**
28	30	70	10	**174.281.11**
29	20	70	10	**174.290.11**
30	20	70	10	**174.300.11**
new 32	20	70	10	**174.320.11**

• **HWM**







Z3 for Nesting

7/8/912

HWM HW Z2 Z3 RH

SAFETY PRECAUTIONS: never use damaged or worn bits. Always work at the recommended proper feed rate without forcing the bit. Pay particular attention when making the initial cut with a small diameter bit. For best results when working with small diameter bits, make the cut in more than one pass.

The sharpened cutting edge is perfect for short plunging operations





Masterpack

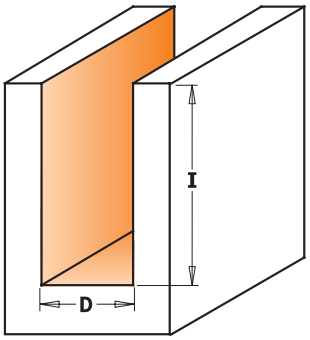

Drawing is 1:1 scale

• HWM

D mm	I mm	L mm		ORDER NO. S=Ø6mm	ORDER NO. S=Ø6,35mm	ORDER NO. S=Ø8mm	ORDER NO. S=Ø10mm	ORDER NO. S=Ø12mm	ORDER NO. S=Ø12,7mm
• 3	11	60	10	712.030.11					
• 3,2	12,7	50,8	10		812.032.11				
• 4	12	60	10	712.040.11					
• 5	18	60	10	712.050.11					
• 6	25,4	60	10	712.060.11	812.060.11	912.060.11			
• 6,35	25,4	60	10		812.064.11				
• 8	31,7	60	10	712.080.11	812.080.11	912.080.11			
• 8	31,7	75	10					912.580.11	
9	31,7	75	10					912.590.11	
9,5	31,7	63,5	10		812.095.11				
9,5	31,7	73	10						812.595.11
10	31,7	60	10	712.100.11	812.100.11	912.100.11			
10	31,7	70	10						812.600.11
10	31,7	74	10					912.600.11	
11,1	31,7	82,5	10						812.611.11
12	31,7	60	10	712.120.11	812.120.11	912.120.11			
12	31,7	70	10						812.620.11
12	38,1	95	10					912.621.11	812.621.11
12	50,8	108	10					912.622.11	
12,7	31,7	70	10		812.127.11	912.127.11			
12,7	38,1	95	10						812.627.11
12,7	50,8	108	10						812.628.11
12,7	63,5	111	10						812.629.11
14	31,7	60	10	712.140.11	812.140.11	912.140.11			
14	31,7	70	10					912.640.11	
15	31,7	66	10	712.150.11	812.150.11	912.150.11			
15	31,7	70	10					912.650.11	
15,8	31,7	70	10		812.158.11				
16	31,7	66	10	712.160.11	812.160.11	912.160.11			
16	31,7	70	10					912.660.11	812.660.11
18	38,1	80	10					912.681.11	
19	38,1	82,5	10					912.690.11	812.690.11
19	50,8	92	10					912.691.11	812.691.11
20	38,1	80	10					912.701.11	
22	38,1	80	10					912.721.11	
10 pc. masterpack									
6,35	25,4	60			812.064.11-X10				
12,7	50,8	108							812.628.11-X10
For Industrial Nesting Application [Z3] - **DLCS Chrome Long-Life Coating**									
new • 6	21	73	10					912.561.11	
new • 6	26	73	10					912.560.11	
new • 6,35	26	73	10						812.564.11
new • 8	21	73	10					912.582.11	
new • 8	28,7	76	10					912.581.11	812.581.11
new • 8	32	76	10					912.583.11	
new • 10	21	75	10				912.610.11		
new • 10	32	75	10				912.611.11		



7/8/911

HWM HW Z1 Z2 RH

If you are looking to get the most out of your time and money through more efficient production, but want nothing This double edged cutter is made of special FATIGUE-PROOF® steel and micrograin carbide to withstand even the heaviest of workloads. The surface is protected with our trademark orange non-stick P.T.F.E. coating to help keep the bit from collecting resin, pitch and other residue.
Every bit is subject to strict quality tests to guarantee perfect cutting tolerance, balance and concentricity.
You can also count on exceptional swarf removal to allow cleaner and more constant cutting. CMT bits are perfect for industrial scale production using a variety of materials such as plywood, composites and natural woods.

The sharpened cutting edge is perfect for short plunging operations.

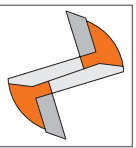

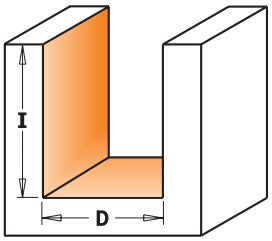

Drawing is 1:1 scale



Biscuit joint
#7/8/911.040.11



Interlocking joint





Right-angle joint

Tongue and groove joint





Mortise and tenon



Rabbet



Finger joint

Plywood Groove Set



811

HWM HW Z2 RH

These groove bits are specifically designed to rout grooves and dadoes for joints in plywood. This means they match the true thickness of the material, producing tight, accurate joints. Use our 18.2mm bit for 19mm plywood, 12.3mm bit for 12.7mm plywood and our 6mm bit for 6.35mm plywood. No gaps.
No sloppy joints. No worries! These money-saving 3-bit sets are available with 12.7mm or 6.35mm shanks.

EXAMPLE SHOWN IN 12,7MM THICK PLYWOOD

This joint is made with the CMT 12,3mm straight bit for 12,7mm plywood. Notice the precise fit - no gaps.

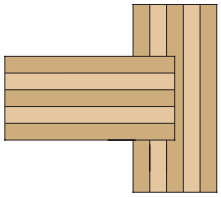

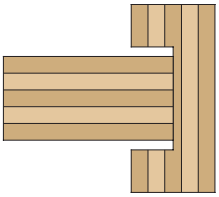

This joint is made with a regular 12,7mm straight bit for 12,7mm plywood. Notice the extra space and poor joint fit.

DESCRIPTION		ORDER NO. S=Ø6,35mm	ORDER NO. S=Ø12,7mm
Plywood Groove Set (Ø6 - Ø12,3 - Ø18,2mm)	5	811.001.11	811.501.11

®Brand names mentioned in CMT products are the property of their respective owners (see back cover)

www.dahm.no

D mm	I mm	L mm		ORDER NO. S=Ø6mm	ORDER NO. S=Ø6,35mm	ORDER NO. S=Ø8mm	ORDER NO. S=Ø12mm	ORDER NO. S=Ø12,7mm
• 2*	4	45	10	**711.020.11**	**811.020.11**			
• 3	8	45	10	**711.030.11**	**811.030.11**			
• 3	8	50	10			**911.030.11**		
• 3	8	58,3	10				**911.530.11**	
• 3,2	9,5	45	10		**811.032.11**			
• 4	10	58,3	10				**911.540.11**	
• 4	10	45	10	**711.040.11**	**811.040.11**			
• 4	10	50	10			**911.040.11**		
• 4,75	12,7	50,8	10		**811.047.11**			
• 5	12	50	10	**711.050.11**	**811.050.11**	**911.050.11**		
• 5	12	58,3	10				**911.550.11**	
• 6	16	50	10	**711.060.11**	**811.060.11**	**911.060.11**		
• 6	19	63,5	10				**911.560.11**	**811.560.11**
• 6,35	19	50,8	10		**811.064.11**			
• 6,35	19	57,2	10		**811.065.11**			
• 6,35	19	63,5	10					**811.564.11**
• 7	18	49	10	**711.070.11**	**811.070.11**	**911.070.11**		
• 7	18	63,5	10				**911.570.11**	
• 7,6	20	50	10			**911.076.11**		
• 8	20	50	10	**711.080.11**	**811.080.11**	**911.080.11**		
• 8	25,4	70	10		**811.081.11**			
• 8	25,4	70	10					**811.581.11**
9	20	48	10	**711.090.11**		**911.090.11**		
9,5	19	50,8	10		**811.095.11**			
9,5	25,4	63,5	10		**811.096.11**			
9,5	25,4	66,7	10					**811.595.11**
10	20	48	10	**711.100.11**	**811.100.11**	**911.100.11**		
10	25,4	63,5	10					**811.600.11**
11	20	48	10	**711.110.11**		**911.110.11**		
12	20	50	10	**711.120.11**	**811.120.11**	**911.120.11**		
12	25,4	63,5	10				**911.620.11**	**811.620.11**
12,3	25,4	57,2	10		**811.123.11**			
12,3	25,4	63,5	10					**811.623.11**
12,7	19	57,2	10		**811.127.11**			
12,7	25,4	66,7	10					**811.627.11**
12,7	31,7	76,2	10					**811.628.11**
13	20	57	10	**711.130.11**		**911.130.11**		
14	20	50	10	**711.140.11**	**811.140.11**	**911.140.11**		
14,2	14,2	57,2	10		**811.142.11**			
15	20	57,2	10	**711.150.11**	**811.150.11**	**911.150.11**		
15,8	19	66,7	10		**811.158.11**			
15,8	25,4	63,5	10					**811.660.11**
16	20	57,2	10	**711.160.11**	**811.160.11**	**911.160.11**		
16	25,4	63,5	10					**811.661.11**
17	20	50	10	**711.170.11**				
18	20	50	10	**711.180.11**	**811.180.11**	**911.180.11**		
18,2	25,4	57,2	10		**811.182.11**			
18,2	25,4	63,5	10					**811.682.11**
19	20	57,2	10	**711.190.11**	**811.191.11**	**911.190.11**		
19	25,4	63,5	10					**811.690.11**
19,85	25,4	59	10					**811.700.11**
20	20	50	10	**711.200.11**	**811.200.11**	**911.200.11**		
22	20	57,2	10	**711.220.11**	**811.220.11**	**911.220.11**		
24	20	50	10	**711.240.11**		**911.240.11**		
25	20	50	10	**711.250.11**		**911.250.11**		
25,4	19	50,8	10		**811.254.11**			
25,4	31,7	76,2	10					**811.754.11**
28,5	31,7	76,2	10					**811.785.11**

• HWM
*** Z1**



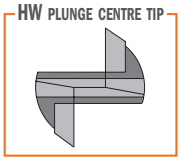

170 - 171 - 180 - 181

HW Z2+1 RH

D mm	I mm	L mm		ORDER NO. S=M12x1	
6	18	60	1	170.060.11	
8	23	60	1	170.080.11	
10	23	60	1	170.100.11 ■	
11	23	60	1	170.110.11	
12	23	60	1	170.120.11	
14	23	60	1	170.140.11	
15	25	60	1	170.150.11	
16	25	60	1	170.160.11	
18	25	60	1	170.180.11	
20	25	60	1	170.200.11	
22	25	60	1	170.220.11	
24	25	60	1	170.240.11	
25	25	60	1	170.250.11	
26	25	60	1	170.260.11	
28	25	60	1	170.280.11	
30	25	60	1	170.300.11	
35	25	60	1	170.350.11	
8	35	67	1	171.080.11	
10	35	67	1	171.100.11	
12	35	67	1	171.120.11	
14	35	67	1	171.140.11	
16	35	67	1	171.160.11	
18	35	67	1	171.180.11	
20	35	67	1	171.200.11	
22	35	67	1	171.220.11	
12	45	77	1	180.120.11	
16	45	77	1	180.160.11	
18	45	77	1	180.180.11	
20	45	77	1	180.200.11	
16	60	92	1	181.160.11	
20	60	92	1	181.200.11	

■ *Until stock last*

TECHNICAL DETAILS:
- Super strength steel
- 2 HW alternating precision ground cutting edges [Z2+1]

APPLICATION: ideal for groovework in solid wood, wood composites and laminates. Can be used on machining centres, CNC routers and hand-held routers equipped with chucks or adapters.



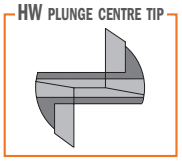

173 - 182

HW Z2+1 RH

D mm	I mm	L mm		ORDER NO. S=M10x1,5	
6	14	50	1	173.060.11	
8	20	52	1	173.080.11	
10	22	52	1	173.100.11	
12	22	52	1	173.120.11	
14	25	52	1	173.140.11	
15	25	52	1	173.150.11	
16	25	52	1	173.160.11	
18	25	52	1	173.180.11	
20	25	52	1	173.200.11	
22	25	52	1	173.220.11	
25	25	52	1	173.250.11	
30	25	52	1	173.300.11	
8	35	67	1	182.080.11	
10	35	67	1	182.100.11	
12	35	67	1	182.120.11	
14	35	67	1	182.140.11	
16	45	77	1	182.160.11	
18	45	77	1	182.180.11	
20	45	77	1	182.200.11	



188

HSS Z1 RH

D mm	I mm	L mm		ORDER NO. S=Ø8mm	
3	12	60	50	188.030.51	
4	12	60	50	188.040.51	
4	40	100	1	188.041.51	
5	14	60	50	188.050.51	
5	40	100	1	188.051.51	
6	14	60	50	188.060.51	
6	40	100	1	188.061.51	
7	14	60	50	188.070.51	
8	14	80	50	188.080.51	
8	40	100	1	188.081.51	
9	14	80	50	188.090.51	
10	14	80	50	188.100.51	
12	14	80	50	188.120.51	

***Suggested* MAX RPM 12.000**



189 5% Co HSS Spiral Bits for High Cutting Depth

HSS Z1 RH

D mm	I mm	I_1 mm	L mm	S mm		ORDER NO.
4	46	16	90	8	1	189.040.51
5	35	18	80	8	50	189.050.51
5	35	14	120	8	1	189.051.51
5	55	16	90	8	1	189.052.51
6	45	16	90	8	1	189.060.51
8	68	14	100	8	1	189.080.51
8	55	14	80	8	50	189.081.51
10	95	14	120	10	1	189.100.51
10	70	30	100	10	1	189.101.51

***Suggested* MAX RPM 12.000**

TECHNICAL DETAILS:
- 5% Co premium solid HSS
- 1 upcut spiral cutting edge
- Upward chip ejection

APPLICATION: for **plunging, routing and trimming** aluminium profiles, plastics with superb efficiency and high feed speed. Can be used on machining centres, **aluminium copy routers, CNC and hand-held routers equipped with chucks or adapters.**



Solid Carbide Upcut Spiral Bits for Aluminium and PVC

186

MIRROR FINISH HWM Z2 RH

D mm	I mm	L mm	S mm		ORDER NO. Right-hand rotation	
4	10	60	6	10	186.640.11	
5	12	60	6	10	186.650.11	
6	15	60	6	10	186.060.11	
8	20	60	8	10	186.080.11	
10	22	72	10	10	186.100.11	
12	25	83	12	10	186.120.11	
14	25	82	14	10	186.140.11	
16	25	82	16	10	186.160.11	

* with seat for seeger retention ring

TECHNICAL DETAILS:
- Premium quality HWM
- 2 spiral cutting edges [Z2]
- Extra-fine finish
- Upward chip ejection

APPLICATION: used for **plunging, routing and trimming** on plastic and aluminum at high feed speed.
Can be used on machining centers, point to point machines, CNC routers and **hand held routers** equipped with chucks



651 - 652

INSERT CARBIDE Z1 RH 2X CUTTING

Straight router bit with one replaceable mini knife and fixing wedge. Radial and axial groove for better and safe knife insertion. For finishing, routing and grooving in board materials (DTD laminated, MDF and hardwood). For use on portable routers or CNC machining centres.

Drawing is 1:1 scale

SAFETY TIPS:



The **TW-006** Torque Screwdriver is recommended for the proper fastening of screws (see page 406).

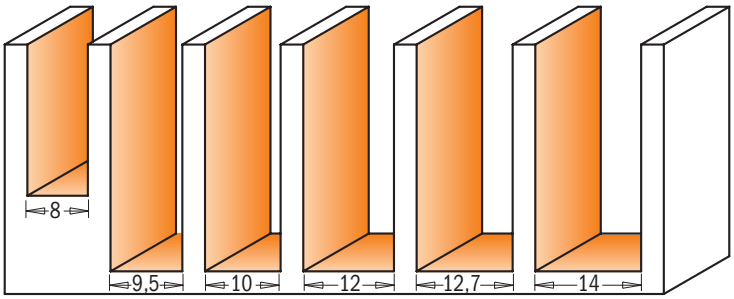



D mm	I mm	L mm		ORDER NO. S=Ø6,35mm	ORDER NO. S=Ø8mm	ORDER NO. S=Ø12mm	ORDER NO. S=Ø12,7mm
8	20	60	10	**651.079.11**			
8	20	60	10		**651.080.11**		
8	20	67	10			**651.081.11**	**651.681.11**
9,5	30	80	10				**651.695.11**
10	30	70	10		**651.100.11**		
10	30	80	10			**651.101.11**	**651.701.11**
12	30	70	10		**651.120.11**		
12	30	80	10			**651.121.11**	**651.721.11**
12	50	103	10			**652.121.11**	**652.621.11**
12,7	30	70	10	**651.127.11**			
12,7	30	80	10				**651.727.11**
12,7	50	103	10				**652.628.11**
14	30	73	10		**651.140.11**		

Spare parts

790.200.01	651.999.01	990.070.00	991.063.00
790.200.01	651.999.01	990.070.00	991.063.00
790.200.01	651.999.01	990.070.00	991.063.00
790.300.01	651.999.02	990.071.00	991.063.00
790.300.01	651.999.02	990.071.00	991.063.00
790.300.01	651.999.02	990.071.00	991.063.00
790.300.01	651.999.02	990.071.00	991.063.00
790.300.01	651.999.02	990.071.00	991.063.00
790.500.01	651.999.03	990.016.00	991.060.00
790.300.01	651.999.02	990.071.00	991.063.00
790.300.01	651.999.02	990.071.00	991.063.00
790.500.01	651.999.03	990.016.00	991.060.00
790.300.01	651.999.02	990.071.00	991.063.00

Straight Router Bits with Insert Knives for Laminates

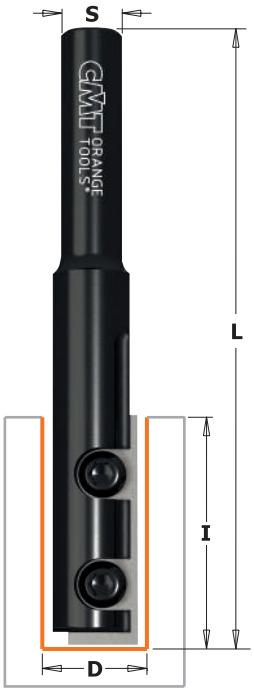

652

INSERT CARBIDE Z1 RH 2X CUTTING

Straight trimmer bits with one replaceable knife fixed by a TORX® screw. A smart economical solution best suited for specialized applications requiring low downtime.
The 29.5x9x1.5mm knives provide a 40mm cutting length by making multiple passes.
For routing trimming and grooving on board materials (laminated chipboard, worktop panels and MDF).
For use on portable routers.

SAFETY TIPS:



The **TW-006** Torque Screwdriver is recommended for the proper fastening of screws (see page 406).

CORRECT KNIFE POSITIONING

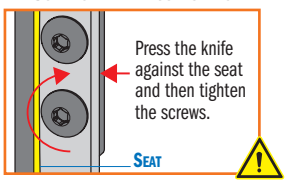

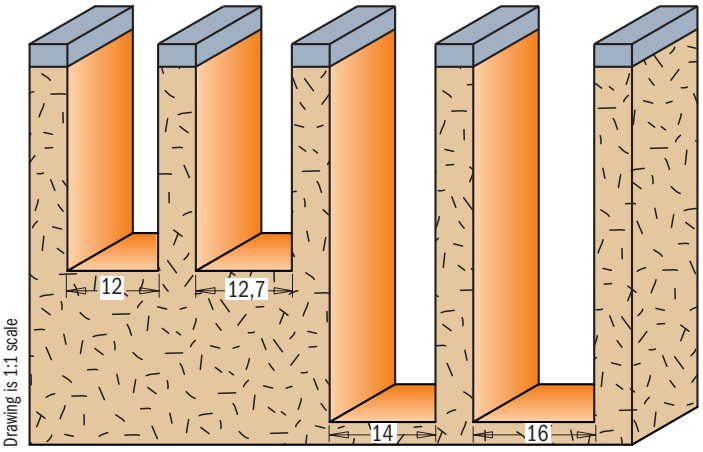

Drawing is 1:1 scale

D mm	I mm	L mm		ORDER NO. S=Ø8mm	ORDER NO. S=Ø12mm	ORDER NO. S=Ø12,7mm
12	29,5	79	10	**652.120.11**		
12	39,5	90	10	**652.122.11**		
12,7	29,5	89	10			**652.627.11**
14	50	96	10		**652.141.11**	
16	50	96	10		**652.161.11**	

Spare parts

790.295.09	990.072.00	991.061.00
790.395.09	990.072.00	991.061.00
790.295.09	990.072.00	991.061.00
790.500.09	990.072.00	991.061.00
790.500.09	990.072.00	991.061.00

®Brand names mentioned in CMT products are the property of their respective owners (see back cover)

www.dahm.no



653

INSERT CARBIDE · MEC · Z1+1 · RH · 2X CUTTING

Straight router bits with a replaceable plunging knife and side knife fixed by a special TORX® screw. The tool bodies are precisely balanced. For finishing, routing, plunging and grooving on board materials (laminated chipboards and MDF) and hardwood. For use on portable routers or CNC machining centres.

SAFETY TIPS:



The **TW-006** Torque Screwdriver is recommended for the proper fastening of screws (see page 406).

CORRECT KNIFE POSITIONING

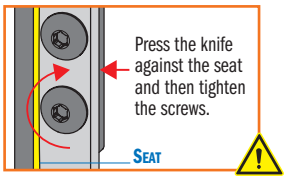

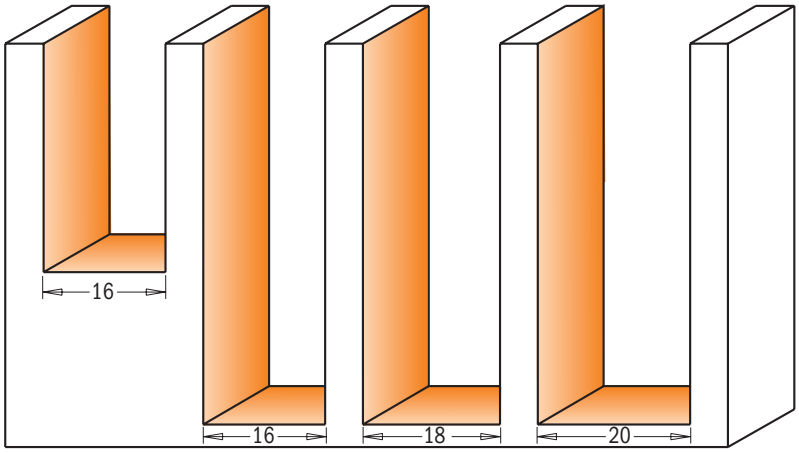

Drawing is 1:1 scale

D mm	I mm	L mm		ORDER NO. S=Ø8mm	ORDER NO. S=Ø12mm	ORDER NO. S=Ø12,7mm	ORDER NO. S=Ø20mm
15,8	28,3	92	10			**653.158.11**	
16	28,3	82	10	**653.160.11**			
16	28,3	92	10		**653.161.11**		**653.661.11**
16	48,3	111,5	10		**653.162.11**		**653.662.11**
18	48,3	111,5	10				**653.681.11**
20	48,3	111,5	10				**653.701.11**

Spare parts

790.283.12	990.074.00	990.075.00	790.075.00	990.072.00	991.061.00
790.283.12	990.074.00	990.075.00	790.075.00	990.072.00	991.061.00
790.283.12	990.074.00	990.075.00	790.075.00	990.072.00	991.061.00
790.483.12	990.074.00	990.075.00	790.075.00	990.072.00	991.061.00
790.483.12	990.074.00	990.075.00	790.075.00	990.072.00	991.061.00
790.483.12	990.074.00	990.075.00	790.096.00	990.072.00	991.061.00

Straight Router Bits with Insert Knives

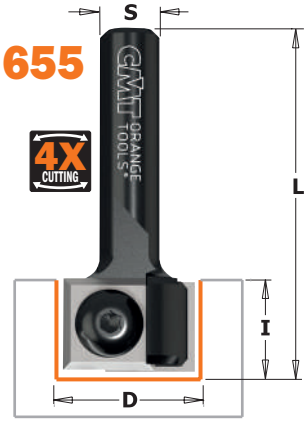

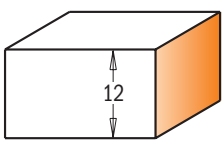

Drawing is 1:1 scale

654



For finishing, routing, plunging and grooving on board materials (laminated chipboards and MDF) and hard-wood. For use on portable routers, **point to point,** or CNC centres.

INSERT CARBIDE · MEC · Z2 · RH

SAFETY TIPS:



The **TW-006** Torque Screwdriver is recommended for the proper fastening of screws (see page 406).

CORRECT KNIFE POSITIONING

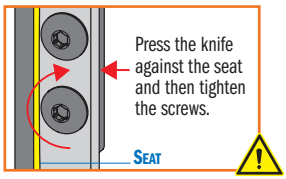

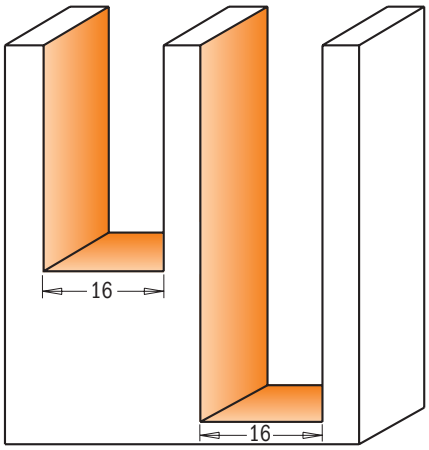

Drawing is 1:1 scale

D mm	I mm	L mm		ORDER NO. S=Ø8mm	ORDER NO. S=Ø12mm	ORDER NO. S=Ø12,7mm	ORDER NO. S=Ø20mm
16	28,3	76	10	**654.160.11**			
16	28,3	87	10		**654.161.11**	**654.661.11**	
16	48,3	105	10		**654.162.11**		**654.662.11**
19	12	45	10	**655.190.11**			

Spare parts

790.283.12	990.073.00	991.061.00
790.283.12	990.073.00	991.061.00
790.483.12	990.073.00	991.061.00
790.120.00	990.075.00	991.061.00

®Brand names mentioned in CMT products are the property of their respective owners (see back cover)

www.dahm.no

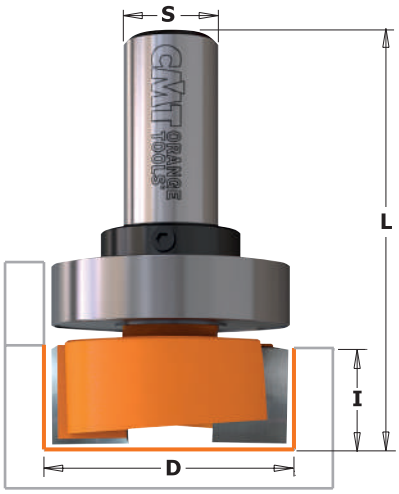

7/8/901B

HW Z2 RH

Perfectly mortised hinges are the sign of a true artisan. These bits equipped with thick Tungsten carbide tips and negative shear angle design, guarantee flawless performance. Mortise perfect hinges with no splintered edges or rough bottoms. Mortising is a breeze on both natural wood and wood composites.
Compatible with most mortising jigs.
Complete with a top bearing guide, these bits are the perfect tool for sign making and template work.



The CMT mortising bit is an essential tool for traditional hinge installation.

7/8/901

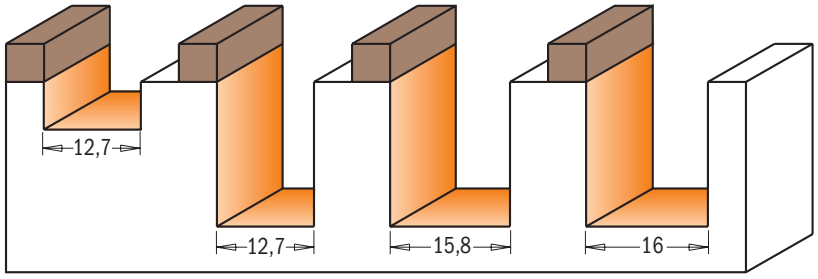

Drawing is 1:1 scale



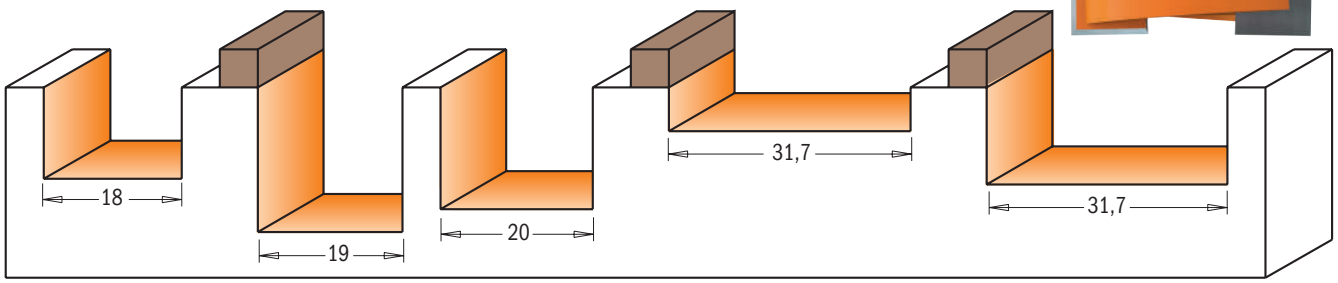

D mm	I mm	L mm		ORDER NO. S=Ø6mm	ORDER NO. S=Ø6,35mm	ORDER NO. S=Ø8mm	ORDER NO. S=Ø12mm	ORDER NO. S=Ø12,7mm
12,7	6,35	41	10		801.128.11			
12,7	19	54	10	701.127.11	801.127.11	901.127.11		
12,7	19	60	10				901.627.11	801.627.11
15,8	19	57	10		801.158.11			
16	19	54	10	701.160.11		901.160.11		
18	16	48	10	701.180.11		901.180.11		
19	19	54	10	701.190.11	801.190.11	901.190.11		
19	19	57	10					801.690.11
20	16	48	10	701.200.11		901.200.11		
31,7	5,7	63	10					801.818.11
31,7	12,7	48	10		801.317.11			
31,7	12,7	54	10				901.817.11	801.817.11
With top bearing								
12,7	6,35	41	10		801.128.11B			
12,7	19	54	10		801.127.11B			
15,8	19	57	10		801.158.11B			
16	19	54	10			901.160.11B		
19	19	54	10	701.190.11B				
19	19	54	10		801.190.11B			
31,7	5,7	63	10					801.818.11B
31,7	12,7	54	10					801.817.11B

Spare parts

791.010.00	541.001.00	991.056.00
791.010.00	541.001.00	991.056.00
791.009.00	541.001.00	991.056.00
791.025.00	541.004.00	991.056.00
791.007.00	541.003.00	991.056.00
791.004.00	541.001.00	991.056.00
791.015.00	541.002.00	991.056.00
791.015.00	541.002.00	991.056.00



7/902

HW Z2 RH

CMT hinge recesser bits are ideal for shallow lateral routing cuts such as recessing hinges.

SHOP TIPS: corners will require final square with a hand or a corner chisel.

IDEAL FOR HINGE RECESSING



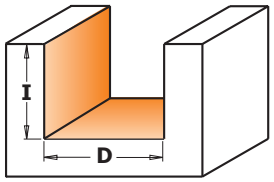

Drawing is 1:1 scale

The special design allows for optimal chip clearance and plunging.



D mm	I mm	L mm		ORDER NO. S=Ø6mm	ORDER NO. S=Ø8mm
12	12	38	10	**702.120.11**	**902.120.11**
13	12	38	10	**702.130.11**	**902.130.11**
14	12	38	10	**702.140.11**	**902.140.11**
15	12	38	10	**702.150.11**	**902.150.11**
16	12	38	10	**702.160.11**	**902.160.11**
18	12	38	10	**702.180.11**	**902.180.11**
20	11	38	10	**702.200.11**	**902.200.11**
22	11	38	10	**702.220.11**	**902.220.11**
23	11	38	10	**702.230.11**	**902.230.11**
24	11	38	10	**702.240.11**	**902.240.11**
25	11	38	10	**702.250.11**	**902.250.11**

Dado & Planer Bits

852B





852

HW Z2 RH

This bit is perfect for smoothing baseboard and rough surfaces. Tungsten carbide tips and downward shear angle provide exceptional performance and quality.
This bit can be used to remove paint and enamel residues. Also available with bearing for projects requiring high precision.

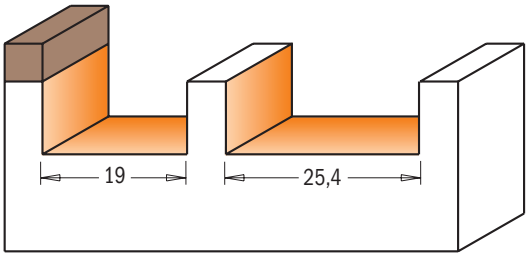

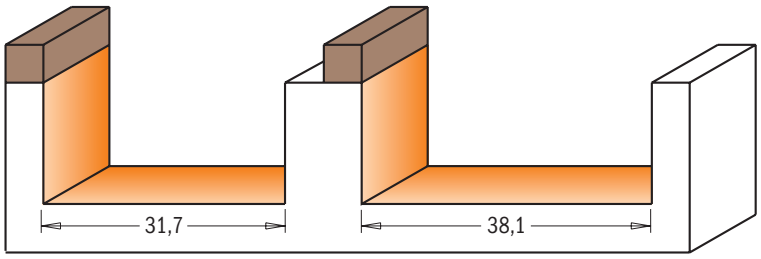

Drawing is 1:1 scale

D mm	I mm	L mm			ORDER NO. S=Ø6,35mm	ORDER NO. S=Ø8mm	ORDER NO. S=Ø12mm	ORDER NO. S=Ø12,7mm
19	9,5	57	10		**852.001.11**			
19	9,5	63,5	10					**852.501.11**
25,4	9,5	57	10					**852.502.11**
31,7	15,8	70	10					**852.503.11**
38,1	15,8	70	10					**852.504.11**
With top bearing								
19	9,5	57	10		**852.001.11B**			
new 19	9,5	57	10			**952.001.11B**		
new 19	9,5	63,5	10				**952.501.11B**	**852.501.11B**
new 31,7	15,8	70	10				**952.503.11B**	**852.503.11B**
new 38,1	15,8	70	10				**952.504.11B**	**852.504.11B**

Spare parts

791.004.00	541.001.00	991.056.00
791.034.00	541.004.00	991.056.00
791.011.00	541.002.00	991.056.00
791.015.00	541.002.00	991.056.00
791.020.00	541.002.00	991.056.00



7/8/911B

HW Z2 RH

These double-fluted bits paired with the template of your choice will produce distinctive cabinets, furniture pieces, signs, toys and personalize a variety of creative projects.

SAFETY TIPS: make sure your router is in top condition. The template must be securely fastened to the workpiece. When choosing a bit, carefully consider the thickness of the template and all the implications of the cut. Opt for the shortest bit possible for the project you are working on.

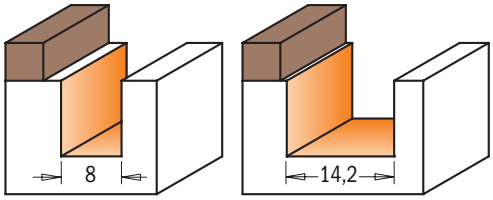

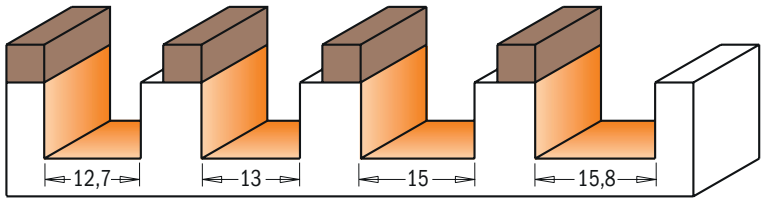

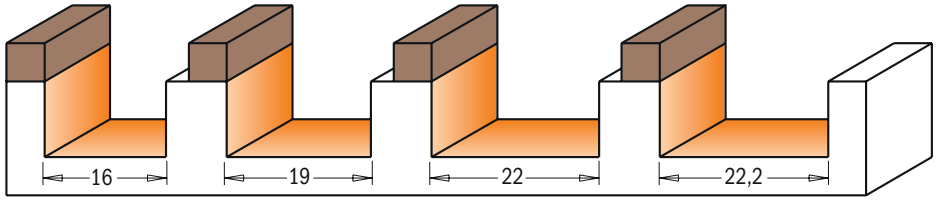

Drawing is 1:1 scale

7/8/912B



D mm	I mm	L mm		ORDER NO. S=Ø6mm	ORDER NO. S=Ø6,35mm	ORDER NO. S=Ø8mm	ORDER NO. S=Ø12mm	ORDER NO. S=Ø12,7mm
8	25,4	70	10		**811.081.11B**			
12,7	19	57,2	10		**811.127.11B**			
13	20	57	10	**711.130.11B**				
14,2	14,2	57,2	10		**811.142.11B**			
15	20	57	10	**711.150.11B**				
15,8	12,7	58	10		**811.159.11B**			
15,8	19	66,5	10		**811.158.11B**			
16	20	57	10			**911.160.11B**		
19	20	57	10	**711.190.11B**				
19	20	57,2	10		**811.191.11B**			
19	25,4	63,5	10					**811.690.11B**
22	20	57	10			**911.220.11B**		
22,2	25,4	66,5	10					**811.222.11B***
Long series								
12,7	31,7	70	10		**812.127.11B**			
15	31,7	66,5	10	**712.150.11B**				
15,8	31,7	70	10		**812.158.11B**			
16	31,7	66,5	10			**912.160.11B**		
19	38,1	82,5	10				**912.690.11B**	
19	38,1	82,5	10					**812.690.11B**
19	50,8	92	10				**912.691.11B**	
19	50,8	92	10					**812.691.11B**

Spare parts		
791.010.00	541.001.00	991.056.00
791.010.00	541.001.00	991.056.00
791.023.00	541.003.00	991.056.00
791.009.00	541.001.00	991.056.00
791.024.00	541.003.00	991.056.00
791.009.00	541.001.00	991.056.00
791.009.00	541.001.00	991.056.00
791.025.00	541.004.00	991.056.00
791.007.00	541.003.00	991.056.00
791.004.00	541.001.00	991.056.00
791.011.00	541.002.00	991.056.00
791.005.00	541.004.00	991.056.00
791.021.00	541.006.00	991.056.00
791.010.00	541.001.00	991.056.00
791.024.00	541.003.00	991.056.00
791.009.00	541.001.00	991.056.00
791.025.00	541.004.00	991.056.00
791.011.00	541.005.00	991.056.00
791.011.00	541.002.00	991.056.00
791.011.00	541.005.00	991.056.00
791.011.00	541.002.00	991.056.00

This item requires a slightly larger bearing than its cutting diameter

***Ø9,5mm shanks with Ø9,5/12,7mm bushings (799.001.00)**

Pattern Router Bits with Insert Knives



652B

INSERT CARBIDE | Z1 | Z2 | RH | 2X CUTTING

Straight router bits with a replaceable knife fixed by a TORX® screw. An economical solution for specialized applications requiring low downtime. Cut up to 40mm in depth by carrying out several passes. Equipped with top bearing for template use. For routing, trimming and grooving in board materials (laminated chipboards, MDF) and hardwood.
For use on portable routers.

SAFETY TIPS:



The **TW-006** Torque Screwdriver is recommended for the proper fastening of screws (see page 406).

CORRECT KNIFE POSITIONING

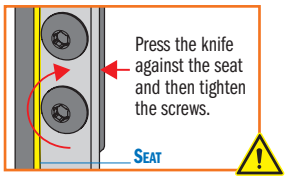

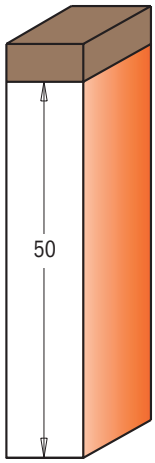

Drawing is 1:1 scale

D mm	I mm	L mm	Z		ORDER NO. S=Ø12mm	ORDER NO. S=Ø12,7mm
19	49,5	100	1	10	**652.690.11B**	**652.691.11B**
new 28	50	100	2	10	**652.786.11B**	
28,6	50	100	2	10		**652.787.11B**

Spare parts

790.495.09	990.072.00	991.061.00	791.011.00	541.002.00	991.056.00
790.503.00*	990.076.00	991.061.00	791.026.00	541.005.00	991.056.00
790.503.00*	990.076.00	991.061.00	791.027.00	541.002.00	991.056.00

* 3 bore

Pattern Router Bits with Insert Knives for Laminates



656

INSERT CARBIDE | Z2 | RH | 2X CUTTING

Straight router bits with a replaceable knife fixed by a TORX® screw. The top knife features a 3° sharpened angle for plunge and high precision cuts. Equipped with top bearing for template use. For finishing, routing and grooving in board materials (laminated chipboards, MDF) and hardwood. For use on portable routers.

SAFETY TIPS:



The **TW-006** Torque Screwdriver is recommended for the proper fastening of screws (see page 406).

CORRECT KNIFE POSITIONING

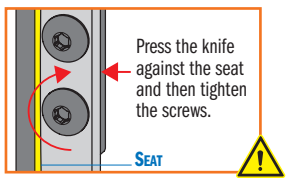

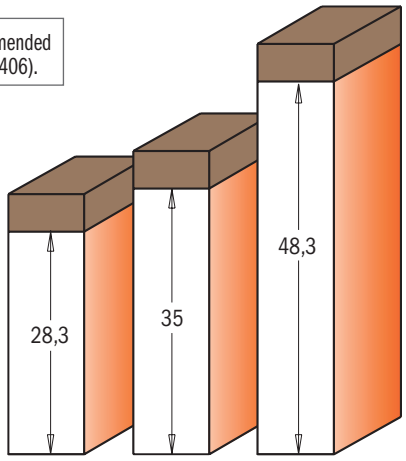

Drawing is 1:1 scale

D mm	I mm	L mm		ORDER NO. S=Ø8mm	ORDER NO. S=Ø12mm	ORDER NO. S=Ø12,7mm
16	35	80	10	**656.160.11**		
19	28,3	69	10	**656.190.11**		
19	28,3	79	10			**656.691.11**
19	48,3	100	10		**656.692.11**	**656.693.11**

Spare parts

790.283.12	990.076.00	991.061.00	791.025.00	541.004.00	991.056.00
790.283.12	990.075.00	991.061.00	791.034.00	541.004.00	991.056.00
790.283.12	990.075.00	991.061.00	791.011.00	541.002.00	991.056.00
790.483.12	990.075.00	991.061.00	791.011.00	541.002.00	991.056.00

®Brand names mentioned in CMT products are the property of their respective owners (see back cover)

www.dahm.no

Weatherseal Bits



191.635



712.030
712.040
812.032



711.031

HWM Z2 RH

Make your house more energy efficient by insulating old doors and windows. The CMT Weatherseal bit is the perfect bit to re-groove door and window frames to accommodate wind blocking inserts. Made of solid tungsten carbide for strength and endurance, these bits reach up to 12mm in depth without the risk of breakage.

Special double-sided design lets you save money by offering two tips in one bit; with the same features as the one-sided weatherseal bit. Only available with a 3mm (1/8") cutting diameter.

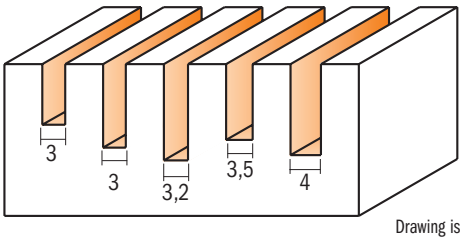

Drawing is 1:1 scale

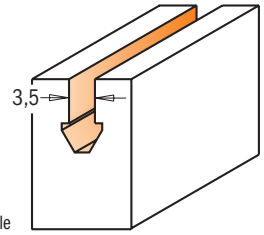



7/813.001

D mm	I mm	L mm		ORDER NO. S=Ø6mm	ORDER NO. S=Ø6,35mm
3	8	76	10	711.031.11	
3	11	60	10	712.030.11	
3,2	12,7	50,8	10		812.032.11
3,5	12	60	10	191.635.11	
4	12	60	10	712.040.11	
3,5	8	76	10	713.001.11	
3,5	8	63,5	10		813.001.11



Combination Trimmer Bits

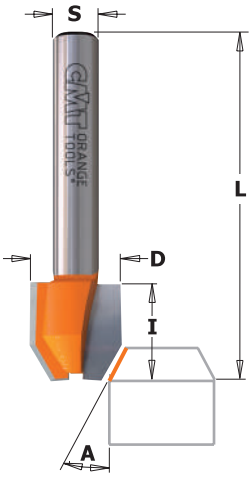

7/8/921

HW Z2 α RH

Work to your highest standards with the CMT combination trimmer bits. Now you can cut, trim and bevel all laminates without having to change the bit. Achieve great results when making straight or angled cuts on both soft and hard-wood.Three popular sizes, each with carbide-tipped cutting edges for efficient bevel and straight trimming.

NOTICE: to be used with an edge, separate guide or fence.

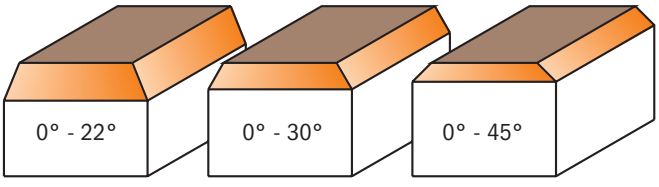

Drawing is 1:1 scale

A	D mm	I mm	L mm		ORDER NO. S=Ø6mm	ORDER NO. S=Ø6,35mm	ORDER NO. S=Ø8mm		
0° - 22°	12	12,7	44,5	10	721.022.11	821.022.11			
0° - 30°	12	12,7	44,5	10	721.030.11	821.030.11	921.030.11		
0° - 45°	12	12,7	44,5	10	721.045.11	821.045.11			

7/842 - 7/843

HWM Z1 RH

Work to your highest standards with CMT combination trimmer bits. Now you can cut, trim and bevel all laminates without having to change the bit. Achieve great results when making straight or angled cuts on both soft and hardwood. Three popular sizes, each with carbide-tipped edges, guarantee efficient bevels and straight trimming (7° or combined 0°-10°).

NOTICE: to be used with an edge, separate guide or fence.

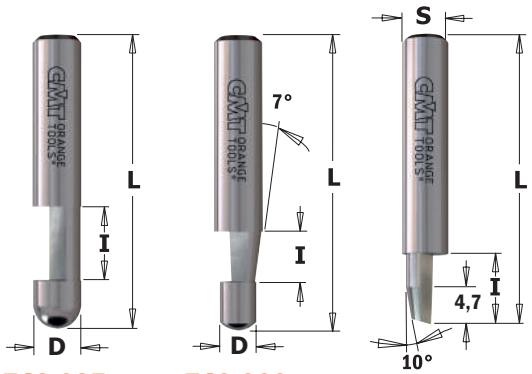

742.095
842.095

743.060
843.063

843.064

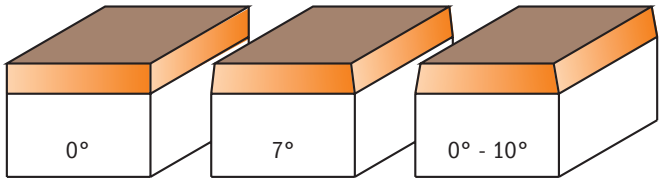

Drawing is 1:1 scale

A	D mm	I mm	L mm		ORDER NO. S=Ø6mm	ORDER NO. S=Ø6,35mm
0°	6	9,5	38	10	742.095.11	
0°	6,35	9,5	38	10		842.095.11
7°	4,5 - 6	6	38	10	743.060.11	
7°	4,76 - 6,35	6,35	38	10		843.063.11
0° - 10°	6,35	9,5	38	10		843.064.11
50 pc. masterpack						
0°	6,35	9,5	38			842.095.11-X50
7°	4,76 - 6,35	6,35	38			843.063.11-X50



50 pc. masterpack

Combination Trimmer Bits

7/907 - 7/8/909 - 7/910

HW Z2 Z3 RH

CMT's combination flush and bevel trim bits are perfect for executing a variety of superb precision finishing on laminates with ease without even changing the bit.
Simply lower the bit cutting depth for precise right angle cuts or raise to 25° to create rounded edges. Suitable for both soft and hardwood. They feature two flutes for executing smoother cuts and for rounding off table legs and other soft areas on furniture susceptible to damage.

SHOP TIPS: after resharpening, replace bearing 791.002.11 (Ø9,5mm) with undersized bearing **791.062.00** (Ø9,3mm)

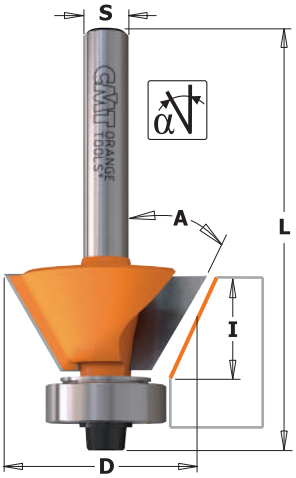

809.022
809.025
7/909.260
7/910.260



7/907.210



7/809.016



809.023
Z3

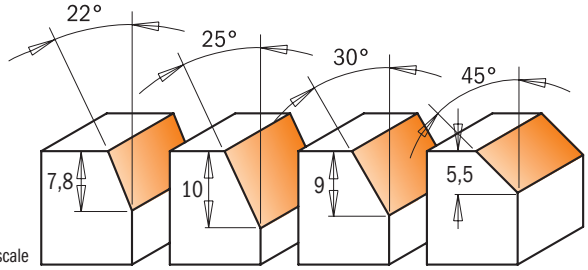

Drawing is 1:1 scale

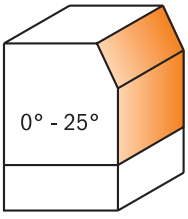

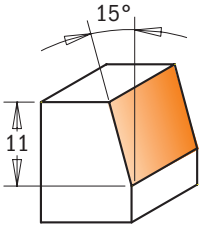

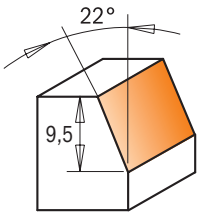

A	D mm	I mm	L mm	Z		ORDER NO. S=Ø6mm	ORDER NO. S=Ø6,35mm	ORDER NO. S=Ø8mm
0° - 25°	19 - 24,5	16 (10+6)	56,5	2	10	707.210.11		907.210.11
15°	18,6	11	57	2	10	709.016.11	809.016.11	
22°	12,7	7,8	47,6	2	10		809.022.11	
22°	17,5	9,5	51	3	10		809.023.11	
25°	19,05	10	52,4	2	10		809.025.11	
30°	27	9	55	2	10	709.260.11		909.260.11
45°	27	5,5	51,5	2	10	710.260.11		910.260.11

Spare parts

	791.007.00	990.004.00	991.062.00
990.422.00	791.044.00	990.058.00	991.057.00
	791.035.00	990.062.00	991.060.00
990.422.00	791.002.00	990.058.00	991.057.00
990.422.00	791.002.00	990.058.00	991.057.00
990.423.00	791.018.00	990.058.00	991.057.00
990.423.00	791.018.00	990.058.00	991.057.00



7/8/906

HWM HW Z2 Z3 RH

These truly indispensable bits were designed in a wide range of sizes for your woodworking needs as well as your most difficult projects. For precision work on laminates or quick template work with excellent finishing.

SHOP TIPS: these bits are excellent for making clean through-mortises. Use a straight bit Ø13mm (**711.130.11**) to produce a 5mm groove in the area you want to produce the through-mortise. With a drill bit Ø13mm (**517.130.31**) bore a hole through the wood at one end of the groove. Turn the workpiece over to finish the mortise. Use a flush trim bit Ø12mm with a cutting length slightly longer than the fillet, following the groove made on the opposite side of the workpiece with the ball bearing guide.

SAFETY TIPS: dust and chips from laminate materials are hazardous to your health and safety. Always wear a dust mask and eye protection when routing.



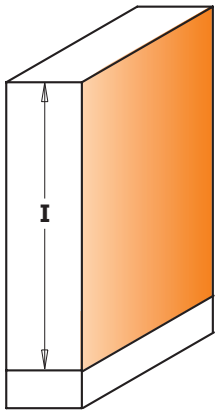



8/906.227.11
○ Z3



Masterpack

* **WARNING!** Long cutting edges! Carefully make several shallow passes to prevent damaging the tool. The CMT warranty does not cover improper use of the tool.

• HWM

I mm	D mm	L mm	α		ORDER NO. S=Ø6mm	ORDER NO. S=Ø6,35mm	ORDER NO. S=Ø8mm	ORDER NO. S=Ø12mm	ORDER NO. S=Ø12,7mm
•25,4	6,35	63,5	0°	10	**706.064.11**	**806.064.11**			
12,7	9,5	55,5	0°	10	**706.096.11**	**806.096.11**	**906.096.11**		
12,7	12,7	57,8	-5°	10	**706.128.11**	**806.128.11**	**906.128.11**		
12,7	12,7	70,6	-5°	10				**906.628.11**	**806.628.11**
16	19	57,1	-5°	10	**706.190.11**		**906.190.11**		
25,4	9,5	68,2	0°	10	**706.095.11**	**806.095.11**	**906.095.11**		
25,4	12,7	70,7	-3°	10	**706.127.11**	**806.127.11**	**906.127.11**		
25,4	12,7	71	0°	10		**806.227.11**	**906.227.11**		
25,4	12,7	86,6	-3°	10				**906.627.11**	**806.627.11**
25,4	19	74,5	-5°	10	**706.191.11**	**806.191.11**	**906.191.11**		
25,4	19	87	-5°	10				**906.691.11**	**806.691.11**
38,1	12,7	94	0°	10				**906.629.11**	**806.629.11**
38,1	19	93,5	-3°	10				**906.692.11**	**806.692.11**
new 40	12,7	84	0°	10			**906.129.11**		
50,8	12,7	104	0°	10				**906.630.11**	**806.630.11**
50,8	19	110	-3°	10				**906.690.11**	**806.690.11**
*70	19	119	-3°	10				**906.693.11**	
10 pc. masterpack									
25,4	9,5	68,2	0°			**806.095.11-X10**			
25,4	12,7	70,7	-3°			**806.127.11-X10**			**806.627.11-X10**
38,1	12,7	94	0°						**806.629.11-X10**

Spare parts

	791.035.00	541.009.00	990.113.00
990.422.00	791.002.00		990.058.00
990.423.00	791.003.00		990.058.00
990.423.00	791.003.00		990.058.00
	791.007.00		990.004.00
990.422.00	791.002.00		990.058.00
990.423.00	791.003.00		990.058.00
990.423.00	791.003.00		990.058.00
990.423.00	791.003.00		990.058.00
990.425.00	791.004.00	541.550.00	990.058.00
990.425.00	791.004.00	541.550.00	990.058.00
990.423.00	791.003.00		990.058.00
990.425.00	791.004.00	541.550.00	990.058.00
990.423.00	791.003.00		990.058.00
990.423.00	791.003.00		990.058.00
990.425.00	791.004.00	541.550.00	990.058.00
990.425.00	791.004.00	541.550.00	990.058.00

Spare parts: **991.055.00** 0,9mm hex key for screw (990.060.00)
991.057.00 3/32" hex key for screw (990.058.00)
991.062.00 2,5mm hex key for screw (990.004.00)

SHOP TIPS: after resharpening, replace bearing as follow:
791.002.00 (Ø9,5mm) with undersized bearing **791.062.00** (Ø9,3mm)
791.003.00 (Ø12,7mm) with undersized bearing **791.063.00** (Ø12,5mm)

Flush Trim Bit Set



806

HW Z2 RH

Indispensable in any shop, the new 3 piece flush trim bit set gives you the option to trim laminates or do template work conveniently using just one instrument.

Set contains:
806.095.11 (Ø9,5x25,4mm)
806.096.11 (Ø9,5x12,7mm)
806.191.11 (Ø19x25,4mm)

DESCRIPTION		ORDER NO. S=Ø6,35mm
Flush Trim Bit Set	5	**806.001.11**

www.dahm.no

new

CMT ORANGE TOOLS®

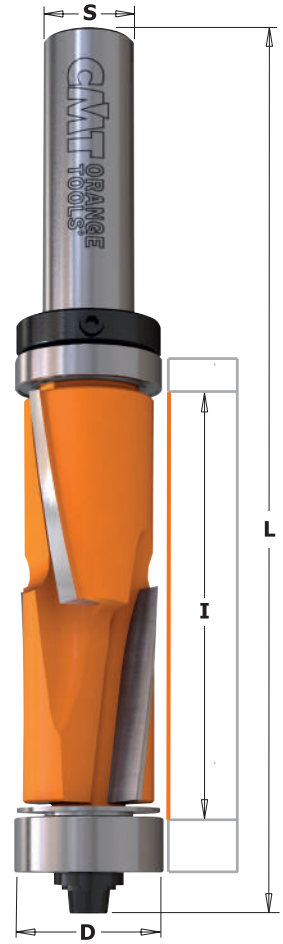

8/906B XTREME

HW | α | Z2+2 | RH

These new **XTreme** flush trim bits guarantee the best possible finish along with extra-long life thanks to one-of-a-kind spiral technology. 4 cutting edges in high quality carbide are crafted using special brazing techniques as well as unique positive and negative design thus eliminating splintering on the upper and lower sides of the material you're working with.
Ideal for projects involving precious wood, melamine and delicate engineered veneers.

NOTA: use of variable speed routing machines is required.
19mm bits Max RPM 18.000
35mm bits Max RPM 16.000





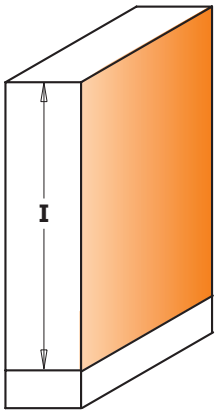

Drawing is 1:1 scale

I mm	D mm	L mm		ORDER NO. S=Ø6mm	ORDER NO. S=Ø6,35mm	ORDER NO. S=Ø8mm
25,4	12,7	80	10	**706.127.41B**		
25,4	12,7	80	10		**806.127.41B**	
25,4	19	86	10		**806.191.41B**	
25,4	19	86	10			**906.191.41B**

Spare parts

990.423.00	791.003.00		990.058.00	791.010.00	541.003.00
990.423.00	791.003.00		990.058.00	791.010.00	541.001.00
990.425.00	791.004.00	541.550.00	990.058.00	791.004.00	541.001.00
990.425.00	791.004.00	541.550.00	990.058.00	791.034.00	541.004.00

I mm	D mm	L mm			ORDER NO S=Ø12mm	ORDER NO S=Ø12,7mm
50,8	19,05	113	10		**906.690.41B**	**806.690.41B**
50,8	34,9	123	10		**906.880.41B**	**806.880.41B**

Spare parts

990.425.00	791.004.00	541.550.00	990.058.00	791.011.00	541.002.00
990.426.00	791.029.00	541.552.00	990.058.00	791.029.00	541.002.00

Spare parts: **991.056.00** 1,5mm hex key for screw (M3)
991.057.00 3/32" hex key for screw (990.058.00)

DP - Flush Trim Bits for Laminates



7/8/906 XTREME

PCD DP | LONG LIFE | Z2 | RH | 40X LONGER LIFE THAN CARBIDE

These new super duty DP (polycrystalline diamond) bits represent the ultimate in the extensive line of CMT flush trim bits. Investing in CMT DP flush trim bits means saving time and money, as they last 40 times longer than conventional carbide-tipped flush trim bits.

SHOP TIPS: after resharpening, replace bearing 791.003.11 (Ø12,7mm) with undersized bearing **791.063.00** (Ø12,5mm)

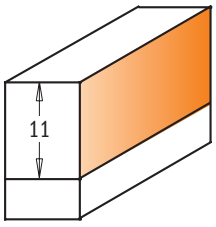

Drawing is 1:1 scale



I mm	D mm	L mm		ORDER NO. S=Ø6mm	ORDER NO. S=Ø6,35mm	ORDER NO. S=Ø8mm
11	12,7	58,1	10	**706.128.61**	**806.128.61**	**906.128.61**

Spare parts

990.423.00	791.003.00	990.058.00	991.057.00

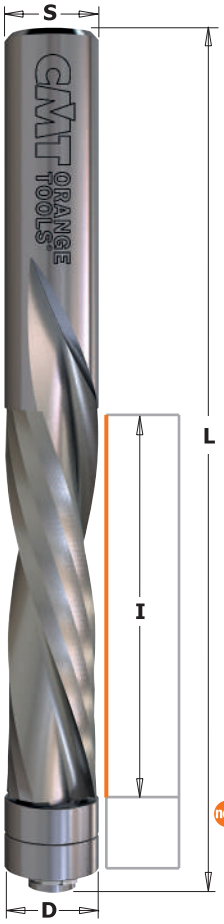

190B - 191B - 192B

HWM Z2 Z2+2 RH

CMT solid carbide spiral flush trim bits are composed of a special super-micrograin formulation increasing hardness with a higher transverse rupture point. Combined with a spiral cutting angle, CMT solid carbide spiral flush trim bits equipped with a double bearing, allow cabinet makers to shear wood and wood products cleanly, providing more efficient chip ejection than standard flush trim bits. In production settings, this means these bits will run cooler, stay sharper, last longer and increase shop productivity.

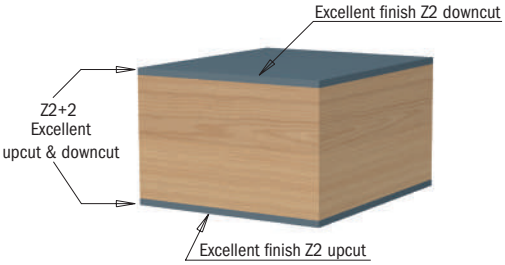

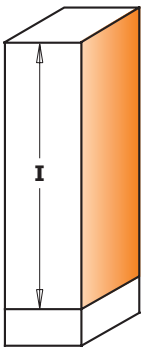

Drawing is 1:1 scale

I mm	D mm	L mm		ORDER NO. S=Ø6mm	ORDER NO. S=Ø6,35mm	ORDER NO. S=Ø12mm	ORDER NO. S=Ø12,7mm	Spare parts		
Z2+2 Upcut & Downcut										
47	12,7	114	10			**190.127.11B**	**190.508.11B**	791.010.00		541.301.00
Z2 Upcut										
25,4	6,35	76,2	10	**191.064.11B**	**191.008.11B**			791.035.00	541.009.00	
31,7	12,7	89	10				**191.505.11B**	791.010.00		541.301.00
50,8	12,7	114	10			**191.127.11B**	**191.507.11B**	791.010.00		541.301.00
Z2 Downcut										
new 25,4	6,35	76,2	10		**192.008.11B**			791.035.00	541.009.00	
31,7	12,7	89	10				**192.505.11B**	791.010.00		541.301.00
50,8	12,7	114	10			**192.127.11B**	**192.507.11B**	791.010.00		541.301.00

3-in-1 Flush Trim Bits for MDF/Laminate

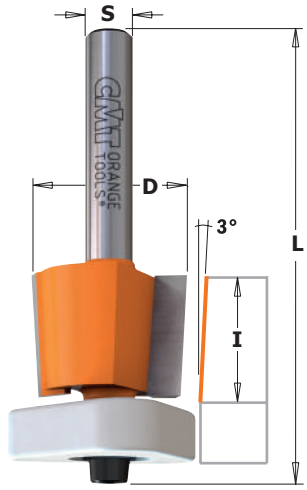

7/8/907

HW α Z2 RH

3 in 1 new flush trim bits with DELRIN® Triangular bearings are your best partner for laminate trimming. In fact, it solves three of the most common problems that occur when flush trimming:

1) The anti-stick properties of the DELRIN® bearing greatly reduces the likelihood of freezing of the bearing from glue.
2) The extended guide surface of the new DELRIN® bearing will perfectly match the work surface without scratching like a steel bearing would. The DELRIN® bearing also guarantees maximum stability.
3) The shear angle cutting edge reduces the need for filing. 3-in-1 bits are ideal on plastic laminates as well as aluminium laminates!

3-in-1 bits are ideal on plastic laminates as well as aluminium laminates!

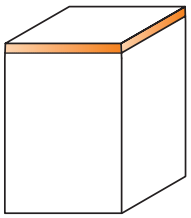
Drawing is 1:1 scale

NON BLOCKING



Patent No. D628,218

- Extended guide surface
- Non-freezing
- Non-scratch surface



Perfect trimming with conical edges!

Thanks to the innovative conical edges of this bit, you will always get perfect cuts even after re-sharpening. In fact, the most common problem you have with standard flush trim bits is the undersized diameter after re-sharpening which leaves a mark on the material; with the new CMT construction you could re-sharpen up to six times without any problem. Just remember to adjust your bit up or down as per the illustration.

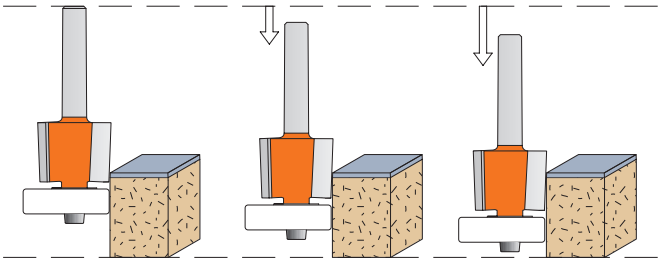

I mm	D mm	L mm		ORDER NO. S=Ø6mm	ORDER NO. S=Ø6,35mm	ORDER NO. S=Ø8mm	ORDER NO. S=Ø12,7mm	Spare parts			
12,7	12,7	54,2	10	**707.128.11**	**807.128.11**	**907.128.11**		990.422.00	791.042.00	990.058.00	991.057.00
15,87	19	59,3	10	**707.190.11**	**807.190.11**	**907.190.11**		990.423.00	791.043.00	990.058.00	991.057.00
15,87	19	65,7	10				**807.690.11**	990.423.00	791.043.00	990.058.00	991.057.00

®Brand names mentioned in CMT products are the property of their respective owners (see back cover)
www.dahm.no



657.9

INSERT CARBIDE | Z2 | RH | 2X CUTTING

Specially designed to perform difficult trimming operations, these bits are both indispensable and economical. Flush trim bits with two replaceable knives fixed by special TORX® screws. The 2-sided blades can create extra new edges.
Guided flush trim bits type **657.1** are equipped with ball bearing guides.





657.1



SAFETY TIPS:



The **TW-006** Torque Screwdriver is recommended for the proper fastening of screws (see page 406).

CORRECT KNIFE POSITIONING

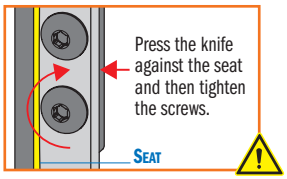

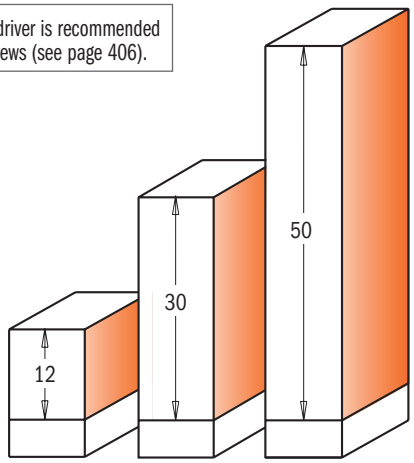

Drawing is 1:1 scale

I mm	D mm	L mm		ORDER NO. S=Ø6mm	ORDER NO. S=Ø6,35mm	ORDER NO. S=Ø8mm	ORDER NO. S=Ø12mm	ORDER NO. S=Ø12,7mm
12	19	57	10	**657.194.11**	**657.192.11**	**657.190.11**		
30	16	75	10			**657.161.11**		
30	19	76	10	**657.195.11**				
30	19	77	10			**657.191.11**		
30	19	87	10					**657.692.11**
50	19	112	10				**657.991.11**	**657.992.11**

Spare parts

790.120.00	990.075.00	991.061.00	791.007.00
790.295.09	990.115.00	991.061.00	791.006.00
790.300.00	990.075.00	991.061.00	791.007.00
790.300.00	990.075.00	991.061.00	791.007.00
790.300.00	990.075.00	991.061.00	791.007.00
790.500.00	990.075.00	991.061.00	791.007.00

Spare parts: **990.400.00** Ø3.2/Ø7mm shield for M3 screw
990.410.00 Ø4,2/Ø9mm shield for M4 screws
990.051.00 M3x6mm TCEI screws
990.052.00 M4x6mm TCEI screws
991.067.00 3mm hex key
541.514.00 Ø6,4mm shield

FILE-FREE Flush Trim Bits for Laminate

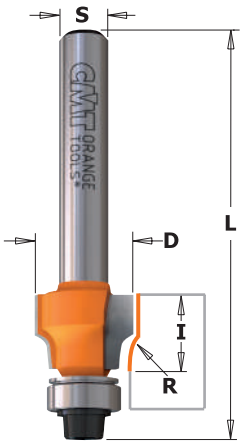

8/907

HW | Z2 | RH

This bit is perfect for ensuring smooth flawless results on your laminate surfaces after flush trimming.
Sharp edges are easily trimmed away, leaving your surfaces nice and smooth to the touch. No further filing is needed!

SHOP TIPS: after resharpening, replace bearing 791.002.00 (Ø9,5mm) with undersized bearing **791.062.00** (Ø9,3mm)

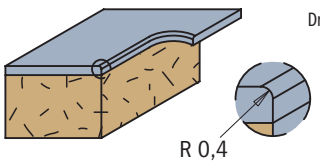

Drawing is 1:1 scale

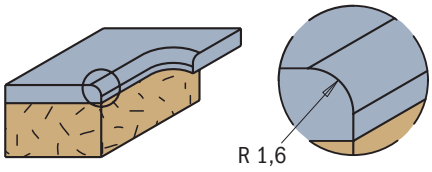

D mm	I mm	R mm	L mm		ORDER NO. S=Ø6,35mm	ORDER NO. S=Ø8mm
12,7	9,5	0,4	52	10	**807.004.11**	**907.004.11**
12,7	9,5	1,6	52	10	**807.015.11**	**907.015.11**

Spare parts

990.422.00	791.002.00	990.058.00	991.057.00
990.422.00	791.002.00	990.058.00	991.057.00

®Brand names mentioned in CMT products are the property of their respective owners (see back cover)

www.dahm.no



657B

These bits complete the wide range of CMT Flush Trim bits equipped with a bearing. A larger 19mm diameter and double bearing distinguishes this bit from the others given its increased stability throughout flush and trimming operations. This means completing difficult projects safely, especially when you require a significant amount of swarf removal and an optimal precision finish.



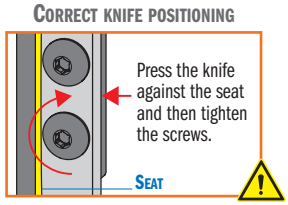

SAFETY TIPS:



The **TW-006** Torque Screwdriver is recommended for the proper fastening of screws (see page 406).

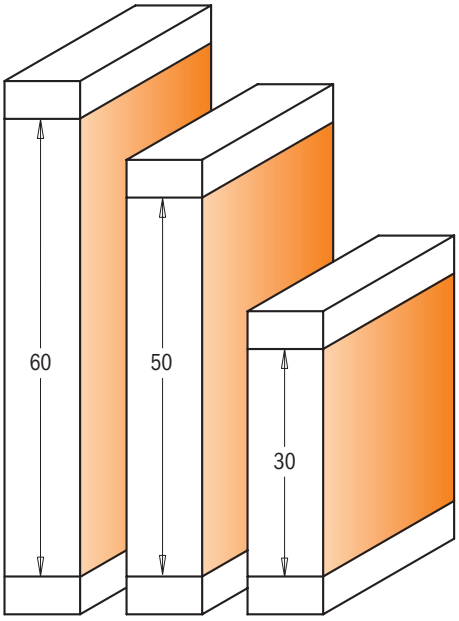

Drawing is 1:1 scale

I mm	D mm	L mm		ORDER NO. S=Ø8mm	ORDER NO. S=Ø12mm	ORDER NO. S=Ø12,7mm
30	19	90	10	**657.191.11B**		
30	19	90	10			**657.692.11B**
50	19	110	10		**657.993.11B**	**657.994.11B**
60	19	120	10		**657.995.11B**	**657.996.11B**

Spare parts

790.300.00	990.075.00	791.007.00	990.052.00	791.034.00	541.004.00
790.300.00	990.075.00	791.007.00	990.052.00	791.011.00	541.002.00
790.500.00	990.075.00	791.007.00	990.052.00	791.011.00	541.002.00
790.600.00	990.075.00	791.007.00	990.052.00	791.011.00	541.002.00

Spare parts: **990.410.00** Ø4,2/Ø9mm shield for M4 screws
991.067.00 3mm hex key
991.061.00 T15 TORX® key
991.056.00 1,5mm hex key



Flush Trim Router Bits with Double Bearing

806/906B

The innovative two-flute router bits are equipped with a double bearing and feature a down shear design allowing cleaner, smoother cuts on a variety of materials.

Now its no longer necessary to flip or move your tool during routing operations. This tool is particularly effective when routing curved elements along or against the grain.



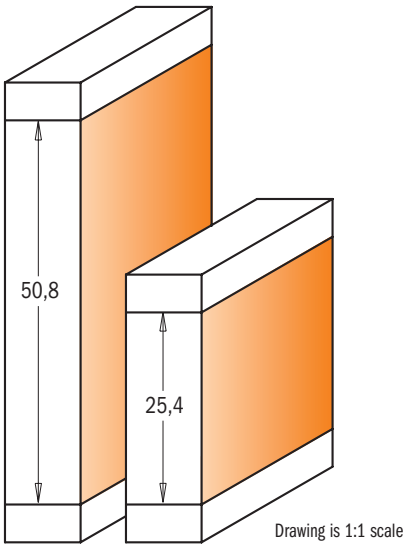

Drawing is 1:1 scale

I mm	D mm	L mm	α		ORDER NO. S=Ø12mm	ORDER NO. S=Ø12,7mm
25,4	19	86,5	-5°	10	**906.691.11B**	
25,4	19	86,5	-5°	10		**806.691.11B**
50,8	19	109,5	-3°	10	**906.690.11B**	
50,8	19	109,5	-3°	10		**806.690.11B**

Spare parts

990.425.00	791.004.00	541.550.00	990.058.00	791.011.00	541.005.00
990.425.00	791.004.00	541.550.00	990.058.00	791.011.00	541.002.00
990.425.00	791.004.00	541.550.00	990.058.00	791.011.00	541.005.00
990.425.00	791.004.00	541.550.00	990.058.00	791.011.00	541.002.00

Spare parts: **991.057.00** 3/32" hex key

®Brand names mentioned in CMT products are the property of their respective owners (see back cover)

www.dahm.no

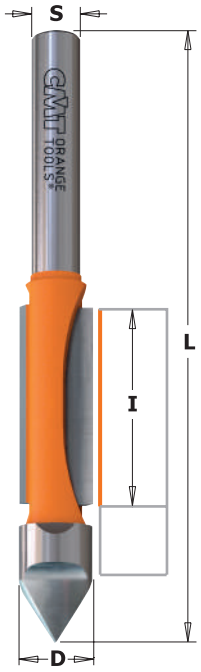

7/8/916

HWM | HW | Z1 | Z1+1 | Z2 | RH

How much time do you end up spending making openings in paneling, drywall, siding, doors or windows? With the CMT panel pilot bit, the job just got quicker. The point of this bit as well as the 716.061, plunge smoothly and easily and the carbide edges cut clean and fast. All of this adds up to accurate cuts in less time and with less effort - great for trimming veneer as well as a variety of laminates.

Safety Tips: always use extra caution when working near electrical outlets and boxes - always shut off the power. Make sure the bit does not go so deep as to touch or cut the wires.



716.061
• HWM



716.060
816.064
• HWM



Masterpack





D mm	I mm	L mm	Z		ORDER NO. S=Ø6mm	ORDER NO. S=Ø6,35mm	ORDER NO. S=Ø8mm	ORDER NO. S=Ø12mm	ORDER NO. S=Ø12,7mm
•6	19	60	1	10	716.060.11				
•6	18+18	70	1+1	10	716.061.11				
•6,35	19	64	1	10		816.064.11			
8	19	64	1	10			916.080.11		
9,53	25,4	78	2	10		816.095.11			
12	31,7	102	2	10				916.627.11	
12,7	31,7	102	2	10					816.627.11
10 pc. masterpack									
new •6,35	19	64	1			816.064.11-X10			
12,7	31,7	102	2						816.627.11-X10

• HWM

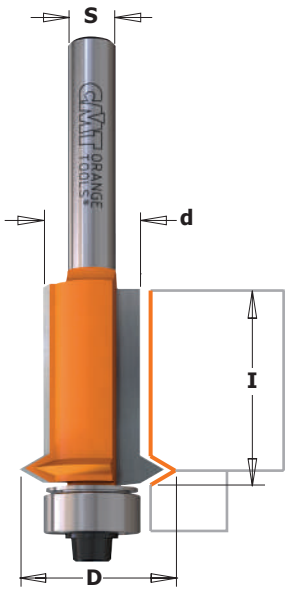

Panel Pilot Bits with Guide

7/8/953

HW | Z2 | RH

An absolutely indispensable bit for making cabinets. CMT Flush and V-Groove bits allow you to make cabinet front frames in 25mm stock that fit perfectly with the sides. The added V-cutter feature makes a decorative groove along the hinge joint to hide the seam.

Shop Tips: For best results, leave less than 3mm overhang on cabinet front frames for easier routing.

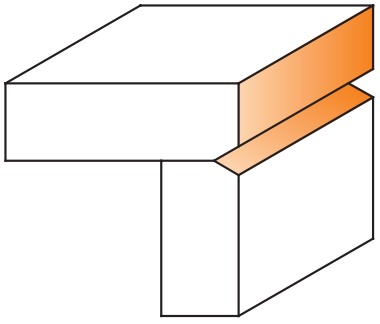

Drawing is 1:1 scale

d mm	D mm	I mm		ORDER NO. S=Ø6mm	ORDER NO. S=Ø6,35mm	ORDER NO. S=Ø8mm	ORDER NO. S=Ø12mm	ORDER NO. S=Ø12,7mm
12,7	19	25,4	10	753.001.11	853.001.11	953.001.11	953.501.11	853.501.11

Spare parts

990.423.00	791.003.00	990.058.00	991.057.00



8/935.503

HW | α | Z2 | RH

"The Grand Rabbet" by CMT is an investment that shows your commitment to quality. This CMT product will deliver years of reliable service under normal use. For safe and trouble-free results please observe the following instructions and safety precautions. The complete kit (item code **835-935.503.11**), will enable you to produce 17 different rabbet sizes including rabbets for under-sized plywood applications. For rabbet sizes over 12,7mm (1/2"), make the cuts in several shallow passes until the desired depth is achieved.
Available in 12mm and 12,7mm shanks.





8/935.990

Collar order no.
799.517.00

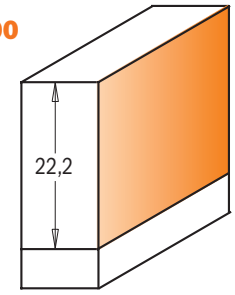

Order no. **791.705.00**

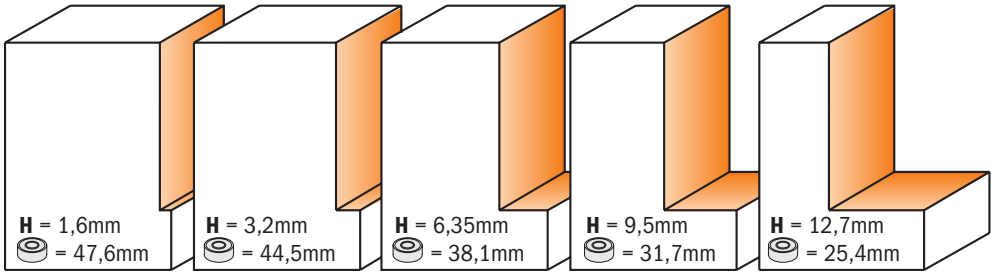

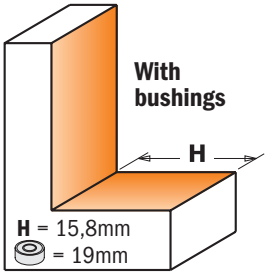

Order no. **791.706.00**

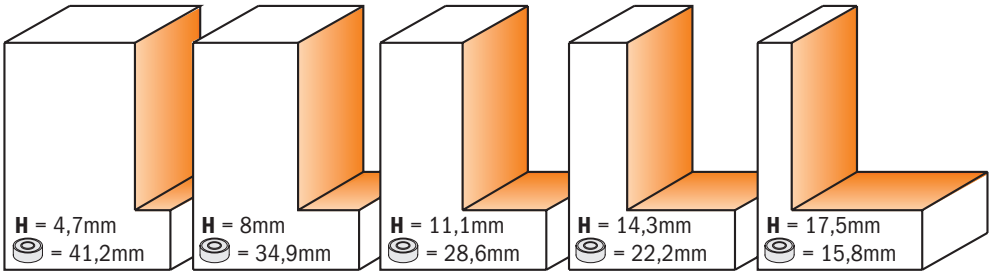

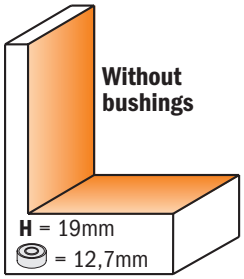

Order no. **791.707.00**

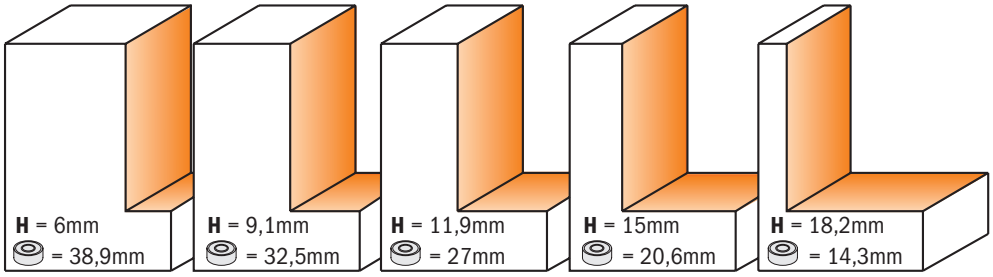

Drawing is 1:1 scale

Description		Order no. S=Ø12mm	Order no. S=Ø12,7mm
The CMT Grand Rabbet Set (Ø50,8x22,2mm)	1	**935.503.11**	**835.503.11**
Set contains: The Grand Rabbet (bit only) with bushing Ø19mm		**935.990.11**	**835.990.11**
5 pcs. Bushing kits for bearing (H=1,6 - 3,2 - 6,35 - 9,5 - 12,7mm rabbets)			**791.705.00**
5 pcs. Bushing kits for bearing (H=4,7 - 8 - 11,1 - 14,3 - 17,5mm rabbets)			**791.706.00**
5 pcs. Bushing kits for bearing (H=6 - 9,1 - 11,9 - 15 - 18,2mm rabbets)			**791.707.00**
Bushing Ø50,8mm			**799.517.00**
Kit with screw, shields and keys			**990.452.00**

Grand Rabbeting Bits with Insert Knives



660.9

INSERT CARBIDE | Z2 | RH | 2X CUTTING

"The Grand Rabbet" by CMT is an investment that shows your commitment to quality. This CMT product will enable you to produce 17 different rabbet sizes including rabbets for under-sized plywood applications. For rabbet sizes over 12,7mm (1/2"), make the cuts in several shallow passes until the desired depth is achieved. Available in 12mm and 12,7mm shanks.

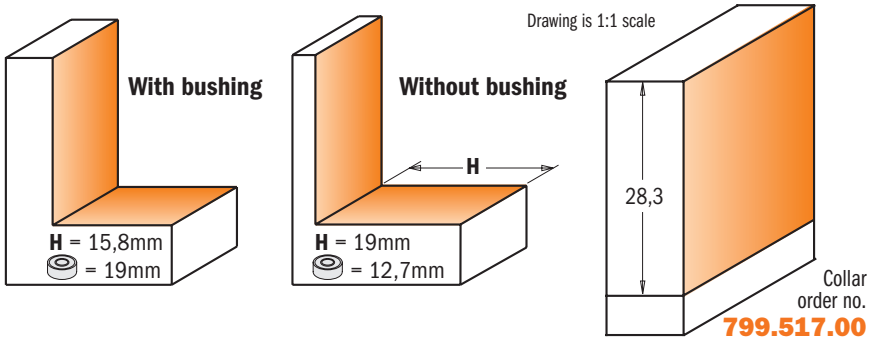

Collar order no. **799.517.00**

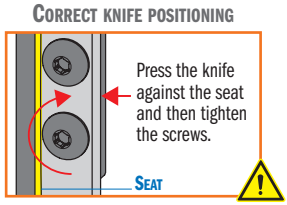



SAFETY TIPS:



The **TW-006** Torque Screwdriver is recommended for the proper fastening of screws (see page 406).

H mm	D mm	I mm	L mm		ORDER NO. S=Ø12mm	ORDER NO. S=Ø12,7mm
16	50,8	28,3	86	10	**660.990.11**	**660.991.11**

Spare parts

790.283.12	990.075.00	991.061.00	791.010.00

Spare parts:
541.514.00 Ø6,4mm stop collar
799.503.00 Ø19,05mm bushings
990.410.00 Ø4.2/Ø9mm shield for M4 screw
990.052.00 M4x6mm TCEI screw
991.067.00 3mm hex key
990.469.00 Kit screw, shield and key

Optional:
799.517.00 Bushing for flush trim Ø50,8mm
791.705.00 5 pcs. bushing set (H=1,6-3,2-6,35-9,5-12,7mm rabbets)
791.706.00 5 pcs. bushing set (H=4,7-8-11,1-14,3-17,5mm rabbets)
791.707.00 5 pcs. bushing set (H=6-9,1-11,9-15-18,2mm rabbets)

Rabbeting Bits



7/8/935

HW | α | Z2 | RH

CMT carbide-faced rabbeting bits are fast and accurate - you can quickly produce inset doors and drawer fronts, make strong rabbet joints, mill perfect tongue and groove joints or any number of other jobs usually time consuming and difficult. Other possibilities for these tungsten carbide bits are illustrated below and on the following pages.

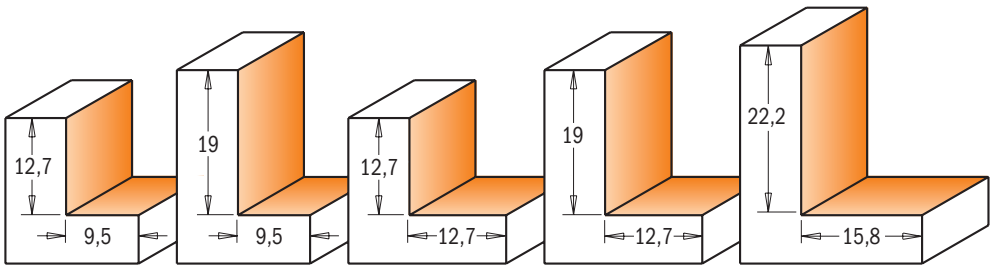

Drawing is 1:1 scale

H mm	D mm	I mm	L mm		ORDER NO. S=Ø6mm	ORDER NO. S=Ø6,35mm	ORDER NO. S=Ø8mm	ORDER NO. S=Ø12mm	ORDER NO. S=Ø12,7mm
9,5	31,7	12,7	58,4	10	**735.317.11**	**835.317.11**	**935.317.11**		
9,5	31,7	12,7	61,2	10				**935.817.11**	**835.817.11**
9,5	31,7	19	64,8	10	**735.318.11**		**935.318.11**		
12,7	34,9	12,7	59,4	10	**735.350.11**	**835.350.11**	**935.350.11**	**935.850.11**	**835.850.11**
12,7	34,9	19	65,8	10				**935.851.11**	**835.851.11**
15,8	50,8	22,2	77,8	10				**935.990.11**	**835.990.11**

Spare parts

990.423.00	791.003.00	990.058.00
990.423.00	791.003.00	990.058.00
990.423.00	791.003.00	990.058.00
990.422.00	791.002.00	990.058.00
990.422.00	791.002.00	990.058.00
990.408.00	791.010.00	990.058.00

Spare parts:
541.514.00 2mm spacer (8/935.990.11)
799.503.00 19,05mm bushings
991.057.00 3/32" hex key

Rabbeting Bits with Insert Knives



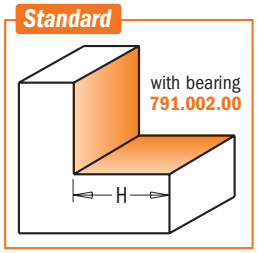

Drawing is 1:1 scale

CORRECT KNIFE POSITIONING

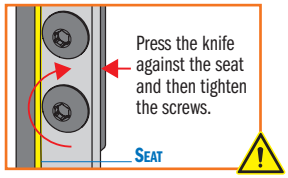

660

INSERT CARBIDE | Z2 | Z4 | RH | 4X CUTTING

Rabbeting bits for creating cabinet doors, backsides and drawer fronts. Every bit is equipped with a standard bearing (791.002.00), but other bearings are also availbale in order to craft a variety of rabbeting widths. For use on chipboard, wood or MDF.

SAFETY TIPS:



The **TW-006** Torque Screwdriver is recommended for the proper fastening of screws (see page 406).

791.703.00 *Optional*



With this kit
791.703.00
you can obtain all cutting depth below.

Drawing is 1:1 scale

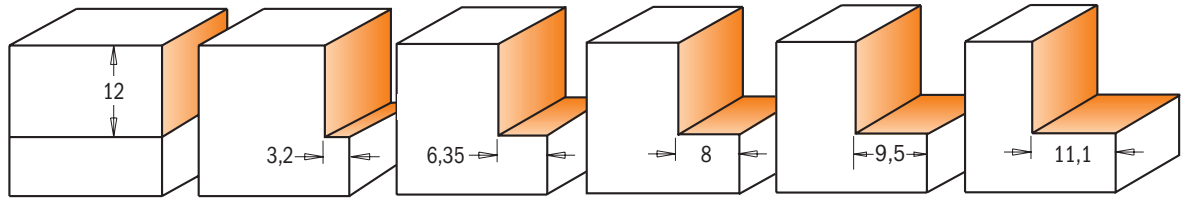

H mm	D mm	Z	I mm	L mm		ORDER NO. S=Ø6,35mm	ORDER NO. S=Ø8mm	ORDER NO. S=Ø12mm	ORDER NO. S=Ø12,7mm
12,7	34,9	2	12	55	10	**660.351.11**	**660.350.11**		
12,7	34,9	2	12	65	10				**660.851.11**
new 22,2	57	4	12	66	5			**660.570.11**	

Spare parts

790.120.00	990.422.00	791.002.00
790.120.00	990.422.00	791.002.00
790.120.03	990.423.00	791.003.00

Spare parts: **990.075.00** M4x6mm TORX® screw — **991.061.00** T15 TORX® key — **990.058.00** 1/8"x3/8"x1/2" TCEI screw — **990.057.00** 3/32" hex key

Rabbeting Sets



7/8/935.001

HW | α | Z2 | RH

CMT rabbeting sets include one rabbeting bit, 6 interchangeable ball bearing guides, fastening screws, shields and an Allen Key. In order to change cutting depth, substitute the bearing.

791.703.00 *Standard*



BE SURE to keep the black bearing washer right side up to correspond with the bearing rotation when re-assembling the bearing. Improper re-assembly can cause the screw to come loose.

Drawing is 1:1 scale

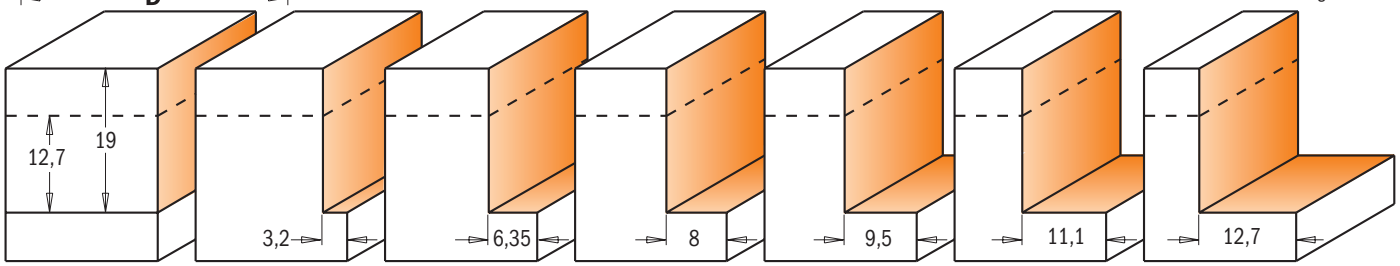

H mm	D mm	I mm			ORDER NO. S=Ø6mm	ORDER NO. S=Ø6,35mm	ORDER NO. S=Ø8mm	ORDER NO. S=Ø12mm	ORDER NO. S=Ø12,7mm
0-12,7	34,9	12,7		5	**735.001.11**	**835.001.11**	**935.001.11**	**935.501.11**	**835.501.11**
0-12,7	34,9	19		5				**935.502.11**	**835.502.11**

Spare parts: **791.002.00** Ø4,76/Ø9,5mm bearing — **990.058.00** 1/8"x3/8"x1/2" TCEI screw — **990.422.00** Ø4,76/Ø9,5mm shield — **990.057.00** 3/32" hex key

®Brand names mentioned in CMT products are the property of their respective owners (see back cover)

www.dahm.no

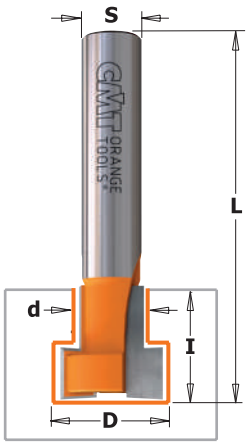

7/8/950.0_5

HWM HW Z1 Z2 RH

With the CMT keyhole bit you can make holes that keep your frames, plaques or any wall hanging perfectly straight and attached to the wall. The perfect way to securely mount wall hangings on screws and nails. Three new bits available to create slots for M5, M6, M8, M10, M12 hexagonal head bolt for removable joints.

Safety Tips: Be sure the workpiece is securely fastened to the router table or work bench.

Shop Tips: Recommended for use with a plunge router.

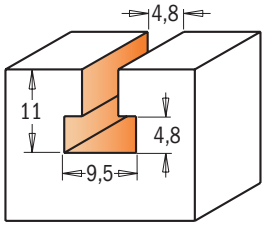

Drawing is 1:1 scale

890.501.21





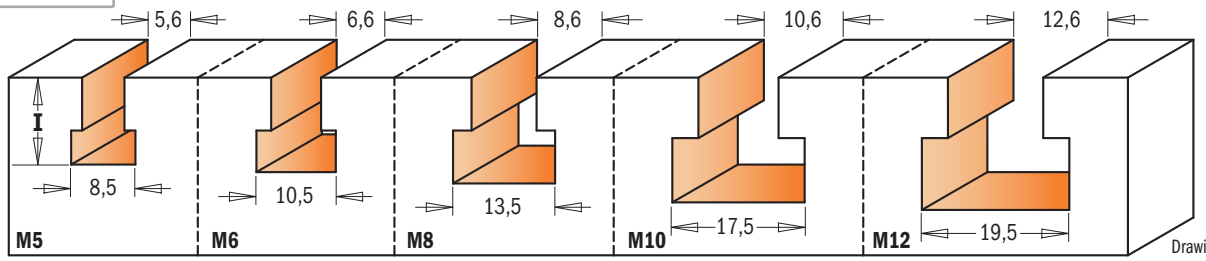

Drawing is 1:1 scale

D mm	d mm	I mm	L mm	Z			ORDER NO. S=Ø6mm	ORDER NO. S=Ø6,35mm	ORDER NO. S=Ø8mm	ORDER NO. S=Ø9,5mm	ORDER NO. S=Ø12mm	ORDER NO. S=Ø12,7mm
9,5	4,8	11	54	1		10	**750.001.11**	**850.001.11**	**950.001.11**		**950.501.11**	**850.501.11**
new •9,5	4,76	11	65	2		10				**850.501.21**		
8,5	5,6	11,5	48	1	M5	10			**950.002.11**			
10,5	6,6	12,5	48	1	M6	10			**950.003.11**			
13,5	8,6	14	48	2	M8	10			**950.004.11**			
new 17,5	10,6	16,5	48	2	M10	10			**950.005.11**			
new 19,5	12,6	17,5	48	2	M12	10			**950.006.11**			

• **HWM**

T-Slot Bits

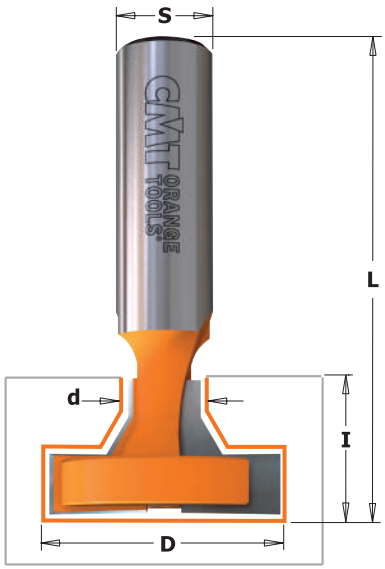

8/950.1_6

HW Z2 Z1+1 RH

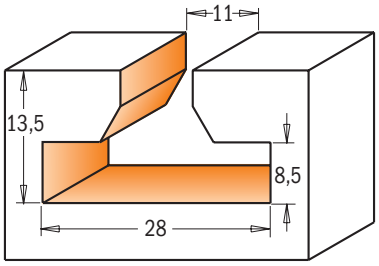

8/950.103 - 603

Drawing is 1:1 scale

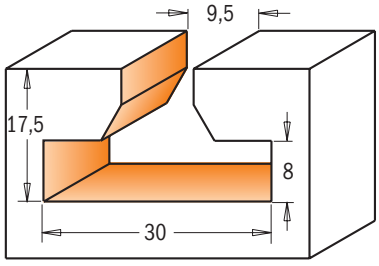

8/950.101 - 601

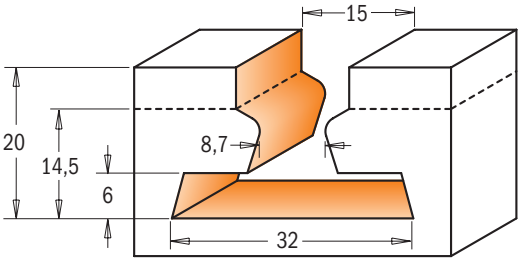

950.604

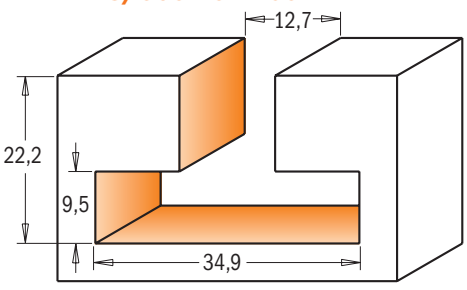

8/950.602

D mm	d mm	I mm	L mm	Z				ORDER NO. S=Ø8mm	ORDER NO. S=Ø12mm	ORDER NO. S=Ø12,7mm
new 28	11	13,5	47,6	2	10			**950.103.11**		
28	11	13,5	56,3	2	10				**950.603.11**	**850.603.11**
new 30	9,5	17,5	50,8	2	10			**950.101.11**		
30	9,5	17,5	60,3	2	10				**950.601.11**	**850.601.11**
32	8,7-15	20	66	1+1	10				**950.604.11**	
34,9	12,7	22,2	63,5	2	10				**950.602.11**	**850.602.11**

HW Z2 RH

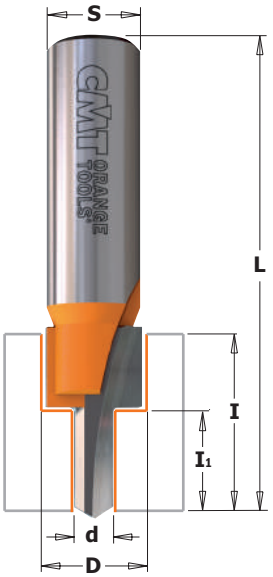

913.101.11
813.601.11

8/913

Any large panel or table top should be secured in a way that allows it to expand or contract without splitting.
These screw-slot bits let you create screw slots so that panels can be held in place but are able to slide back and forth without splitting the wood or breaking the screw securing them.

Bits available in 8 and 12,7mm shank; art. **913.201.11** and art. **813.701.11** correspond to countersink screws and art. **913.101.11** and art. **813.601.11** correspond to flat-head screws.

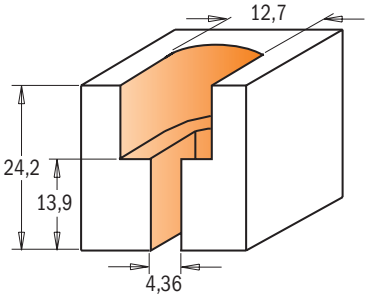

Drawing is 1:1 scale

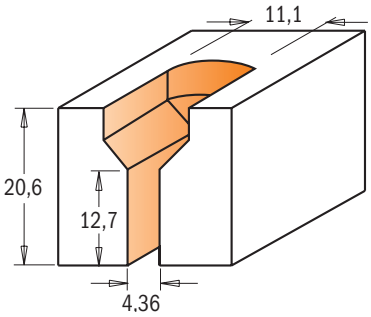



913.201.11
813.701.11



D mm	d mm	l_1 mm	l mm	L mm		ORDER NO. S=Ø8mm	ORDER NO. S=Ø12,7mm
11,1	4,36	12,7	20,6	63,5	10	**913.201.11**	**813.701.11**
12,7	4,36	13,9	24,2	63,5	10	**913.101.11**	**813.601.11**

Flooring Router Bits

HW Z2 RH

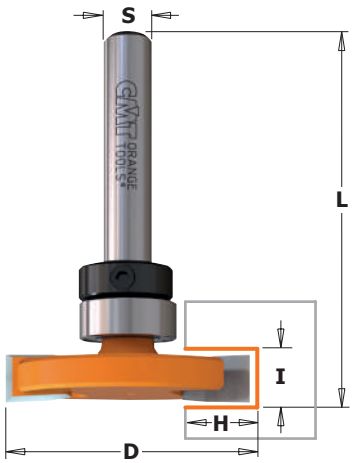

822.023B - 822.024B

CMT now offers you these industrial quality carbide-tipped router bits for flooring and inlay applications. They easily and smoothly run through solid and timber wood while cutting edges and remain sharp even after several passes **822.024.11B** item number also features rounded edges to produce 3,2mm (1/8") radius inlays.
These bits are equipped with a stop collar and a bearing.

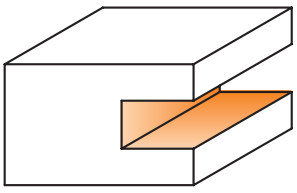

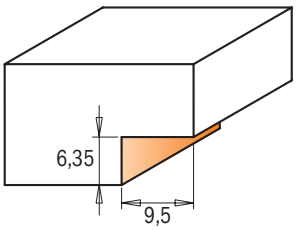

822.023.11B

Drawing is 1:1 scale

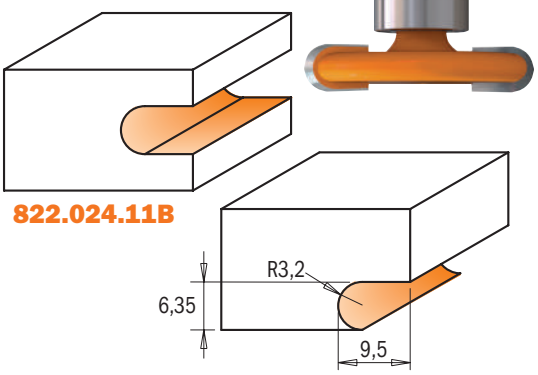

822.024.11B



D mm	l mm	H mm	R mm	L mm		ORDER NO. S=Ø6,35mm
31,75	6,35	9,5		47,6	10	**822.023.11B**
31,75	6,35	9,5	3,2	47,6	10	**822.024.11B**

Spare parts

791.010.00	541.001.00	990.005.00	991.056.00
791.010.00	541.001.00	990.005.00	991.056.00

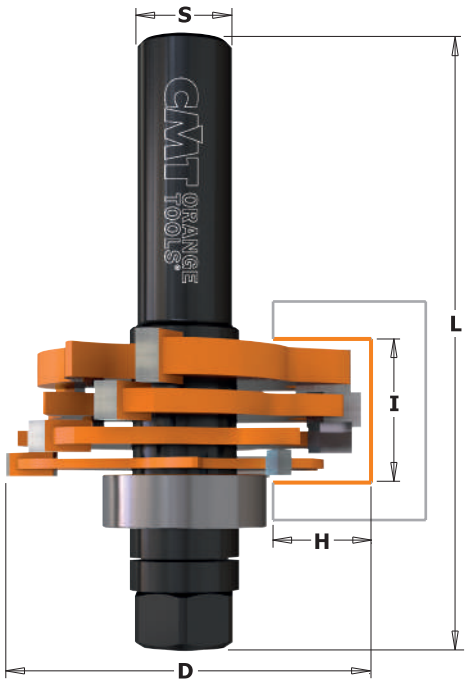

8/900.506

HW Z3 RH

Create slots, grooves and rabbets in materials from 3,2mm to 18mm in depth by using the adjustable CMT 3-Wing slot cutter set. See chart below for details on spacing and correct cutter combinations. Ideal for biscuit joints and milling perfect tongue and groove joints. This set includes:
- 4 carbide tipped cutters 3,2mm, 4mm, 4,8mm, 6,4mm
- 1 arbor 12mm or 12,7mm
- 1 ball bearing (22mm) for 12,7mm cut
- 17 shims: (8x0,1mm - 4x0,5mm - 3x1mm and 2x4mm)

SAFETY TIPS: never use the slot cutter set without shims between the cutters. The distance between the cutters can vary from 1mm to 1,7mm. A shim must also be positioned between the ball bearing and the cutters.

SHOP TIPS: the bearings kit **791.711.00** makes 6,35mm and 9,5mm cutting depths.

NOTE: the carbide edges of the cutters must never touch; arrange the shims as illustrated below. Use only thicknesses provided in the set. Be sure all cutters are assembled in the correct rotational direction. Looking downwards on the arbor, the cutters will turn clockwise.

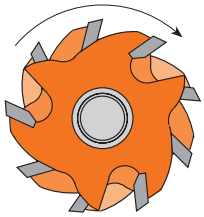

Cutter combinations	Cutter height mm		mm
A	3,2		
B	4		
C	4,8		
D	6,4		
A + B	6,4	a	7,1
A + C	7,2	a	7,9
A + D	8,8	a	9,5
B + C	8	a	8,7
B + D	9,6	a	10,3
C + D	10,4	a	11,1
A + B + C	10,4	a	11,8
A + B + D	11,9	a	13,3
A + C + D	12,7	a	14,1
B + C + D	13,5	a	14,9
A + B + C + D	15,9	a	18

Use shims to adjust cut width: MIN.1mm - MAX 1,7mm

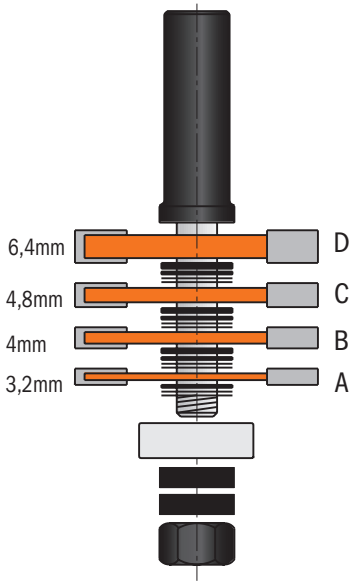

I mm	D mm	H mm	L mm		ORDER NO. S=Ø12mm	ORDER NO. S=Ø12,7mm
3,2-18	47,6	12,8	81	10	**900.506.11**	
3,2-18	47,6	12,8	81	10		**800.506.11**

Spare parts

924.128.00	791.005.00	990.020.00
824.128.00	791.005.00	990.020.00

Spare parts: **541.515.00** 0,1mm spacer
541.517.00 0,5mm spacer
541.518.00 1mm spaceer
541.501.00 4mm spacer

Optional: **791.711.00** 2 pcs bearing set for depth variations 28,5mm and 34,9mm

Tongue & Groove Set



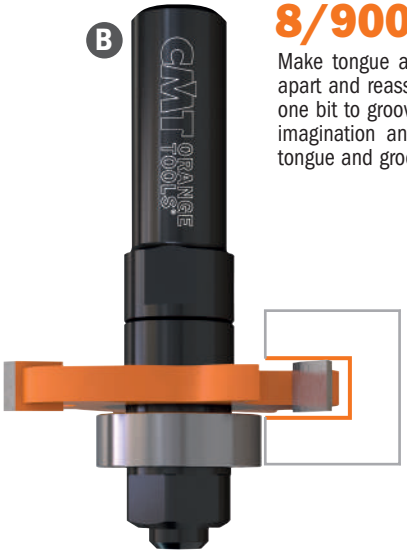

8/900.626

HW Z3 RH

Make tongue and groove joints without the complicated process of taking apart and reassembling bits. The new CMT tongue and groove set gives you one bit to groove the slot and a separate bit to mill the tongue. Or use your imagination and put them to work individually on other projects. Makes tongue and groove cuts in wood up to 19mm thickness.

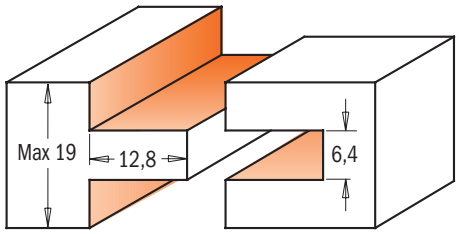

Drawing is 1:1 scale

PROFILE	I mm	D mm	H mm	L mm		ORDER NO. S=Ø8mm	ORDER NO. S=Ø12mm	ORDER NO. S=Ø12,7mm
A+B	19	47,6	12,8	71	5	**900.126.11**		
A+B	19	47,6	12,8	71	5		**900.626.11**	
A+B	19	47,6	12,8	71	5			**800.626.11**
A	19	47,6	12,8	71	10			**800.626.11M**

Spare parts

924.083.00	791.005.00	822.364.11	990.020.00
924.131.00	791.005.00	822.364.11	990.020.00
824.131.00	791.005.00	822.364.11	990.020.00
824.131.00	791.005.00	822.364.11	990.020.00

Spare parts: **541.515.00** 0,1mm spacer
541.516.00 0,3mm spacer
541.517.00 0,5mm spacer
541.518.00 1mm spacer
541.500.00 3mm spacer



7/8/922A/B

HW Z3 RH

Uses for the CMT 3-Wing Slot Cutter are almost infinite. Cut slots and grooves for splines, biscuits, T-molding or tongue and groove joints.
Every cutter features 3 tungsten carbide tipped cutting edges, CMT's trademark orange non-stick P.T.F.E. coating and boasts an anti-kickback design. CMT slot cutters are available as a blade only or with your choice of a 6, 8, 12, 6,35 or 12,7mm diameter arbor which includes a 22mm diameter bearing for a cutting depth of up to 12,7mm. Other bearings are available in the spare parts section of this catalogue.

NOTE: For 9,5mm or 6,35mm depths, you can order the bearing kit **791.711.00** (with 28,5mm - 34,9mm diameters).

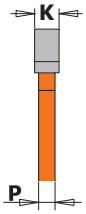

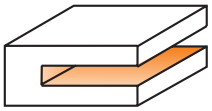
Drawing is 1:1 scale

K mm	P mm	D mm	H mm		ORDER NO. S=Ø6mm	ORDER NO. S=Ø6,35mm	ORDER NO. S=Ø8mm	ORDER NO. S=Ø12mm	ORDER NO. S=Ø12,7mm
1,5	1,1	47,6	12,8	10	**722.315.11A**		**922.315.11A**	**922.315.11B**	
1,6	1,1	47,6	12,8	10		**822.316.11A**			**822.316.11B**
2	1,3	47,6	12,8	10	**722.320.11A**	**822.320.11A**	**922.320.11A**	**922.320.11B**	**822.320.11B**
2,4	1,3	47,6	12,8	10		**822.324.11A**			**822.324.11B**
2,5	1,3	47,6	12,8	10	**722.325.11A**		**922.325.11A**	**922.325.11B**	
3	1,3	47,6	12,8	10	**722.330.11A**		**922.330.11A**	**922.330.11B**	
3,2	1,3	47,6	12,8	10		**822.332.11A**			**822.332.11B**
3,5	2,1	47,6	12,8	10	**722.335.11A**		**922.335.11A**	**922.335.11B**	
4	2,1	47,6	12,8	10	**722.340.11A**	**822.340.11A**	**922.340.11A**	**922.340.11B**	**822.340.11B**
4,8	2,9	47,6	12,8	10		**822.348.11A**			**822.348.11B**
5	2,9	47,6	12,8	10	**722.350.11A**		**922.350.11A**	**922.350.11B**	
6	4,5	47,6	12,8	10	**722.360.11A**	**822.360.11A**	**922.360.11A**	**922.360.11B**	**822.360.11B**
6,4	4,5	47,6	12,8	10		**822.364.11A**			**822.364.11B**

These 3-wing tungsten carbide tipped cutters feature anti-kickback design and CMT's trademark orange P.T.F.E. Industrial Coating. All cutters feature an 8mm bore. Use these cutters with cutter arbors **724** (Ø6mm diameter), **824** (Ø6,35mm & Ø12,7mm diameters), and **924** (Ø8mm & Ø12mm diameters).

1 7/8/924.xxx.00

2 7/8/924.xxx.10



822

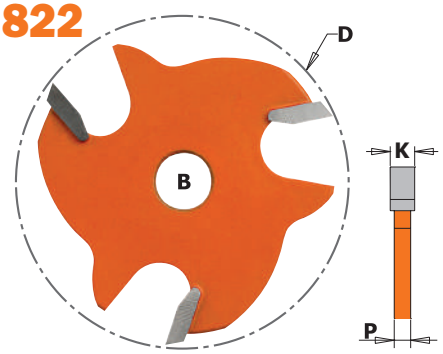

K mm	P mm	D mm	B mm		ORDER NO.
1,5	1,1	47,6	8	10	**822.315.11**
1,6	1,1	47,6	8	10	**822.316.11**
1,8	1,3	47,6	8	10	**822.318.11**
2	1,3	47,6	8	10	**822.320.11**
2,2	1,3	47,6	8	10	**822.322.11**
2,4	1,3	47,6	8	10	**822.324.11**
2,5	1,3	47,6	8	10	**822.325.11**
2,8	1,3	47,6	8	10	**822.328.11**
3	1,3	47,6	8	10	**822.330.11**
3,2	1,3	47,6	8	10	**822.332.11**
3,5	2,1	47,6	8	10	**822.335.11**
4	2,1	47,6	8	10	**822.340.11**
4,8	2,9	47,6	8	10	**822.348.11**
5	2,9	47,6	8	10	**822.350.11**
6	4,5	47,6	8	10	**822.360.11**
6,4	4,5	47,6	8	10	**822.364.11**

	DESCRIPTION	LB mm	L mm		ORDER NO. S=Ø6mm	ORDER NO. S=Ø6,35mm	ORDER NO. S=Ø8mm	ORDER NO. S=Ø12mm	ORDER NO. S=Ø12,7mm
1	Slot cutter arbor without bearing	26	61	10	**724.060.00**	**824.064.00**	**924.080.00**		
1	Slot cutter arbor without bearing	26	67,5	10				**924.120.00**	**824.127.00**
2	Slot cutter arbor with bearing	26	61	10	**724.060.10**	**824.064.10**	**924.080.10**		
2	Slot cutter arbor with bearing	26	67,5	10				**924.120.10**	**824.127.10**
	Slot cutter arbor without bearing, long series	40	86	10			**924.083.00**		
	Slot cutter arbor with bearing, long series	40	86	10			**924.083.10**		

Spare parts: **791.005.00** Ø8-22mm bearing
541.501.00 4mm spacer
541.500.00 3mm spacer
541.518.00 1mm spacer
990.020.00 M8 nut



923A - 823B

HW Z3 RH

The uses of this bit are infinite: not only can you rout grooves and rabbets, but you can even create T or dovetail joints and create biscuit and spline recesses on wood panels. Each bit features three carbide-tipped cutters, orange coloured P.T.F.E. coating and anti-kick-back design.

NOTE: This cutter comes with a Ø22mm bearing for 2,8mm depth cuts. By ordering different bearings this depth can be shortened.

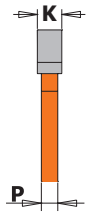

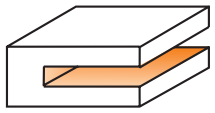

Drawing is 1:1 scale

K mm	P mm	D mm	H mm	L mm		ORDER NO. S=Ø8mm	ORDER NO. S=Ø12,7mm
3	1,3	47,6	12,8	58	10	**923.330.11A**	
3,2	1,3	47,6	12,8	57,5	10		**823.332.11B**
4	2,1	47,6	12,8	58,3	10	**923.340.11A**	**823.340.11B**
5	2,9	47,6	12,8	63	10	**923.350.11A**	
6,4	4,5	47,6	12,8	60,7	10		**823.364.11B**

823

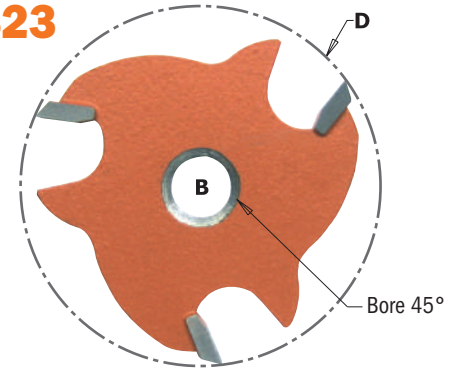

These 3-wing carbide tipped slot cutters feature anti-kickback design and CMT's trademark orange P.T.F.E. Industrial Coating for carrying out lateral grooves.
For use with cutter arbors **724** (Ø6mm), **824** (Ø6,35mm & Ø12,7mm) and **924** (Ø8mm).

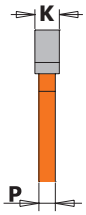

K mm	P mm	D mm	B mm		ORDER NO.
3	1,3	47,6	8	10	**823.330.11**
3,2	1,3	47,6	8	10	**823.332.11**
4	2,1	47,6	8	10	**823.340.11**
5	2,9	47,6	8	10	**823.350.11**
6,4	4,5	47,6	8	10	**823.364.11**

7/8/924



with stop collar

8/924



Assembly Illustration

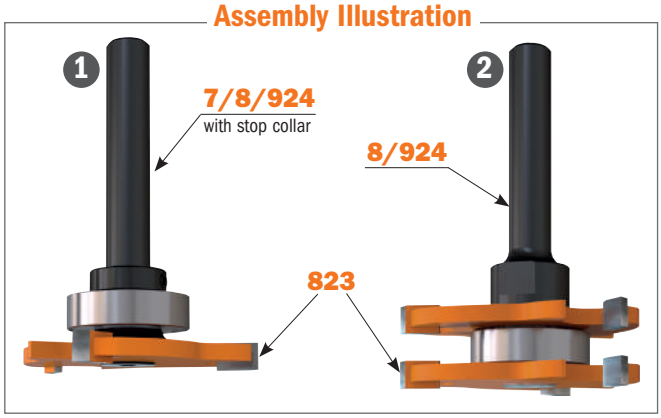

	DESCRIPTION		ORDER NO. S=Ø6mm	ORDER NO. S=Ø6,35mm	ORDER NO. S=Ø8mm		ORDER NO. S=Ø12,7mm
1	Slot cutter arbor without bearing without stop collar	10	**724.061.00**	**824.061.00**	**924.081.00**		**824.121.00**
1	Slot cutter arbor with bearing and stop collar	10	**724.061.10**	**824.061.10**	**924.081.10**		**824.121.10**
2	Slot cutter arbor without bearing	10			**924.082.00**		**824.122.00**
2	Slot cutter arbor with bearing	10			**924.082.10**		**824.122.10**

Spare parts:
791.012.00 Ø8-22mm bearing
541.001.00 Stop collar for Ø6,35mm shanks
541.002.00 Stop collar for Ø12,7mm shanks
791.013.00 Ø12,7-22mm bearing
541.003.00 Stop collar for Ø6mm shanks
541.004.00 Stop collar for Ø8mm shanks
541.515.00 0,1mm spacer
541.516.00 0,3mm spacer
541.517.00 0,5mm spacer
541.518.00 1mm spacer
990.055.00 M5x12mm TSPEI screw
991.067.00 3mm hex key

Flute & Bead Set



8/955.701

This perfectly mated CMT set is ideal for making wooden canoe slats and hot tub enclosures. The cutting edges in tungsten carbide stay sharp even after cutting large amounts of stock. The anti-kickback design ensures that you work safely. Use both the flute and the bead bits for 6,35mm (1/4") slats as shown below.

HW Z2 RH



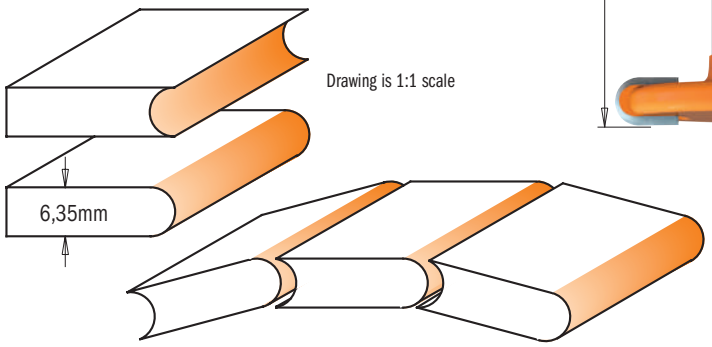

R mm	D mm							ORDER NO. S=Ø12mm	ORDER NO. S=Ø12,7mm
3,2	38			5				955.701.11	855.701.11

Lock Miter Set

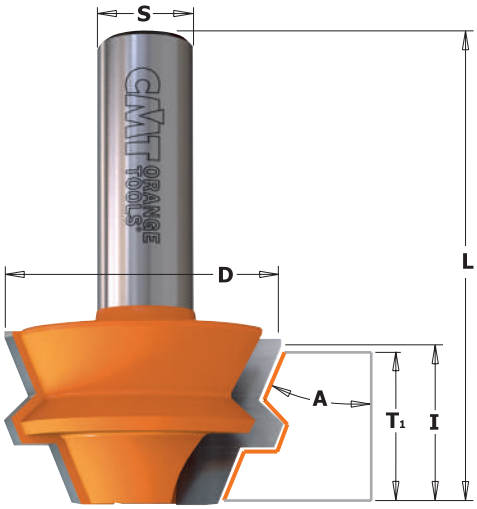

8/955

Use this pair of bits to produce octagonal shaped boxes and popular corner cabinetry for kitchens, kitchen islands, entertainment centres and corner hutches.
This 22.5° Lock Miter set provides a strong tight joint even at 45°angles.
After the joints are machined, they can be glued and assembled or simply clamped by using strapping tape.

HW α Z2 RH





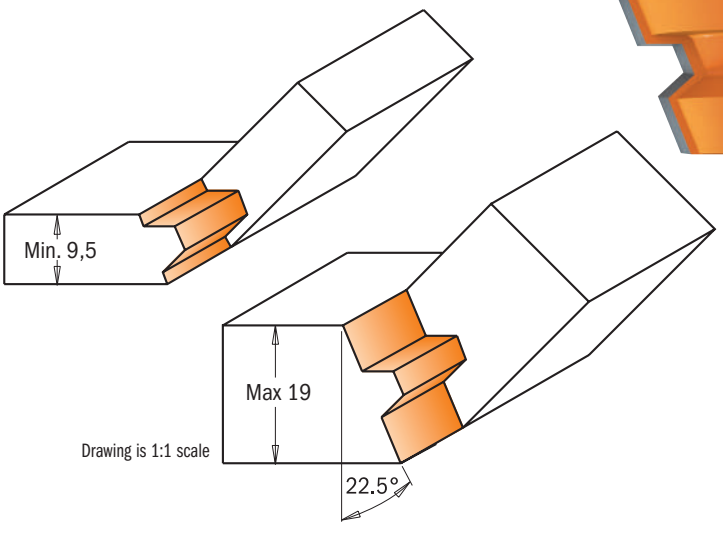

D mm	I mm	A	T1 mm	L mm				ORDER NO. S=Ø8mm		ORDER NO. S=Ø12,7mm
37,3	22,2	22.5°	9,5 ÷ 19	60,3	5			955.005.11		855.505.11



HW | α | Z2 | RH

These are the ultimate bits to craft sturdy miter joints thanks to anti-kickback design and tough tungsten carbide cutting edges.
By adding a second smaller bit, you can mill anywhere from 9,5mm to 28,5mm in thickness. A quick and easy way to accurately create boxes, stretcher bars, frames and any assortment of right angle or parallel joint projects.
You also have the advantage of using the same bit for parallel joinery projects.
To mill sturdy parallel glue joints follow step 1 shown in the illustration with the inside face of the workpiece laid flat on the table and centred to the bit. To make the second part, lay the workpiece flat on the table and centred to the bit. Mill with the inside face-up.

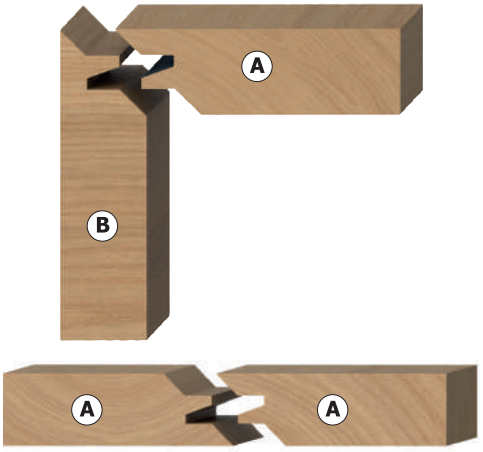

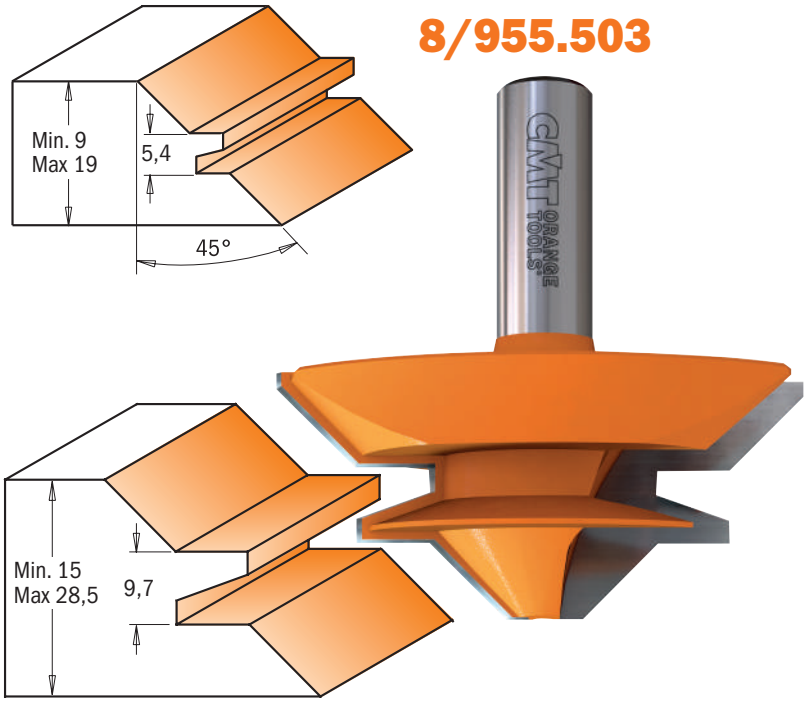

Drawing is 1:1 scale

FOR MITER AND PARALLEL GLUE JOINTS USING 19MM BOARD

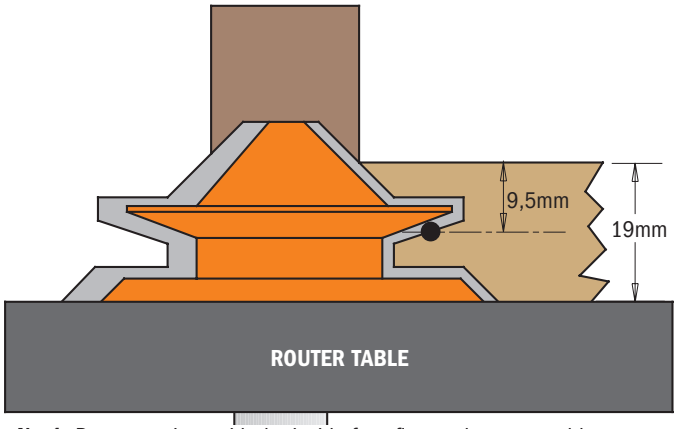

Nr. 1: Rout one piece with the inside face flat on the router table. Be sure the cut is centred to the stock.

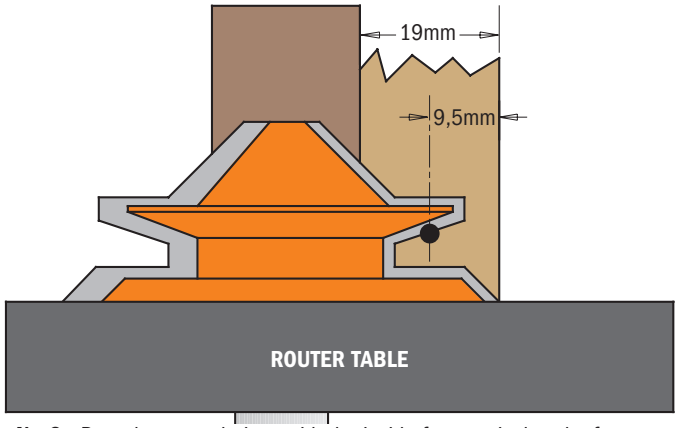

Nr. 2: Rout the second piece with the inside face vertical to the fence.

D mm	I mm	A	T1 mm	L mm				ORDER NO. S=Ø8mm	ORDER NO. S=Ø12mm	ORDER NO. S=Ø12,7mm
44,5	19	45°	9 ÷ 18	58	5			**955.009.11**		
50,8	21	45°	9,5 ÷ 19	60,3	5				**955.504.11**	**855.504.11**
70	30	45°	15 ÷ 28,5	70	5				**955.503.11**	**855.503.11**



8/955.501

HW Z2 RH

The most unique and important characteristic of this CMT bit is its capacity to produce a virtually indestructible glue joint quickly and flawlessly. Ideal for routing panels, doors and furniture pieces of wide dimension, panels, doors and furniture pieces. Refer to page 238, “ABCs of Panel Door Construction”.
By accurately centering the bit to the wood, the upper and lower vertical cutting edges of the bit will cut equal proportions. Simply run one edge of the panel, turn the panel over, and then run the opposite edge - you will craft perfectly harmonized reverse cuts that match up to produce immaculate joints!

SHOP TIPS: When glueing, apply enough pressure to securely seal the joint. Insufficient pressure results in a weak joint and excessive pressure will distort the wood.

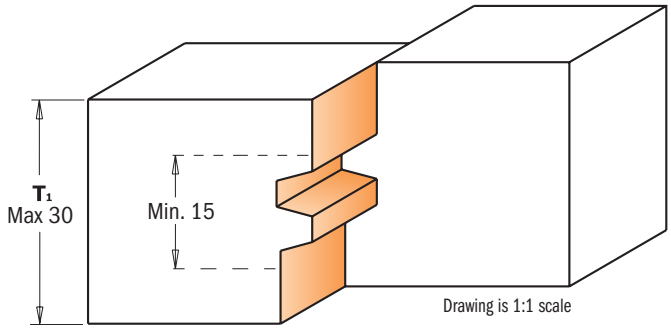



EXAMPLE USING A 19MM BOARD

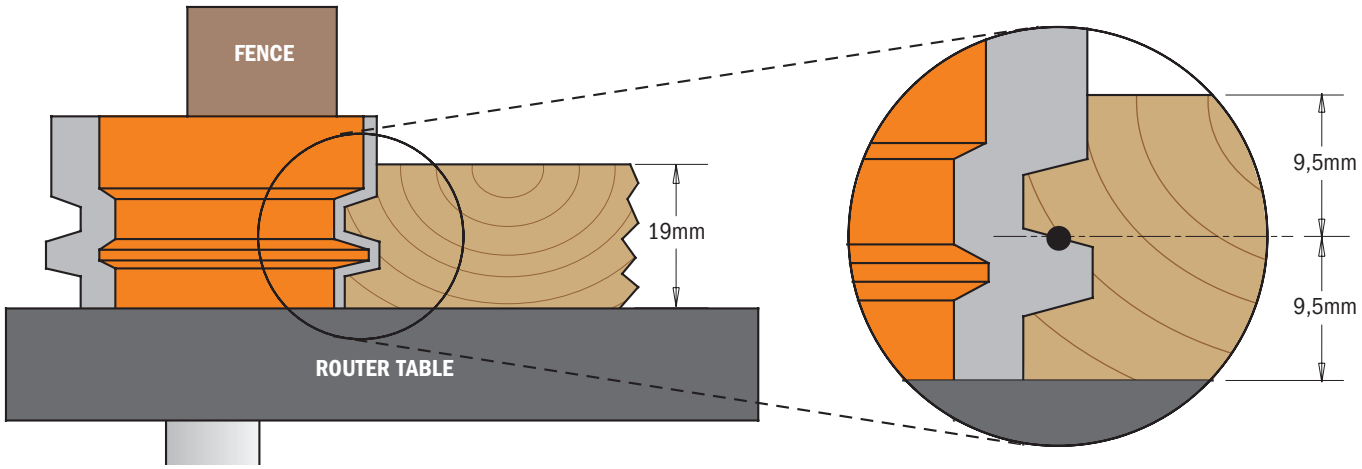

Accurately centre the wood to the bit: Adjust the bit according to the thickness of the wood you are cutting. Line up the cut edge of the wood to the centre point of the bit as illustrated in the enlarged drawing. The upper and lower vertical cutting edges of the bit are in proportion and at an equal distance from the centre point of the bit. Run one cut edge of the wood, turn the piece over and run the other edge for exact reverse cuts that match up perfectly. Assemble the reverse cut pairs together for beautiful, strong joints.

D mm	I mm	T1 mm	L mm					ORDER NO. S=Ø12mm	ORDER NO. S=Ø12,7mm
44,4	32	15 - 30	70,1	10				955.501.11	855.501.11

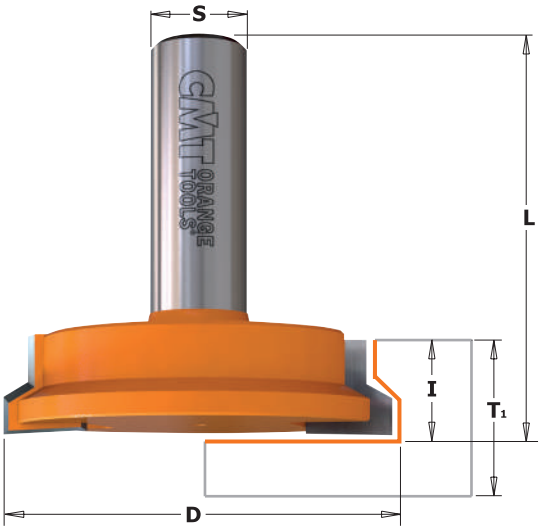

7/8/955

HW | α | Z2 | RH

With CMT drawer lock bits you can make strong, perfectly fitted joints quickly and easily. Follow the example below to create perfect drawers.

WARNING! These bits are to be used on router tables only with a fence. Do not use on hand-held routers.



8/955.002-502

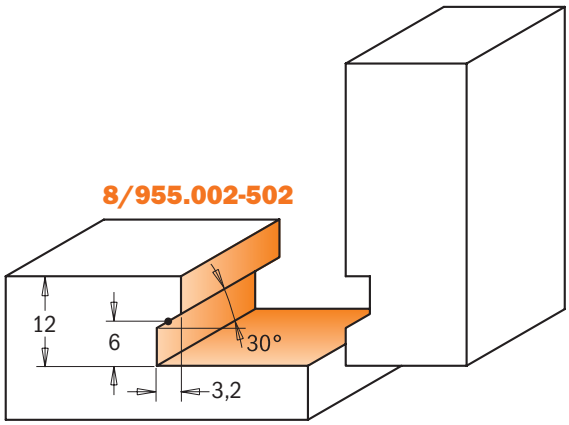

Drawing is 1:1 scale

855.508
955.008

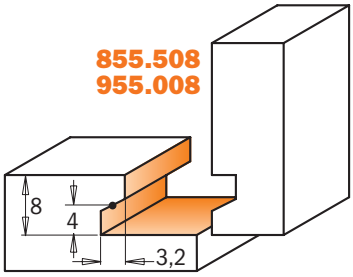

Drawing is 1:1 scale



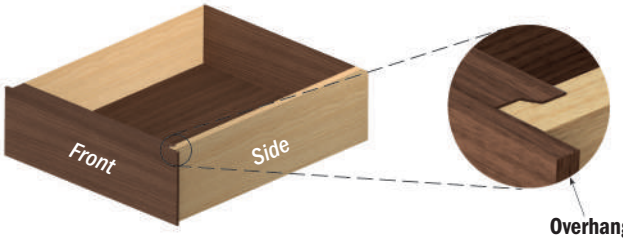

Overhang for drawer stop



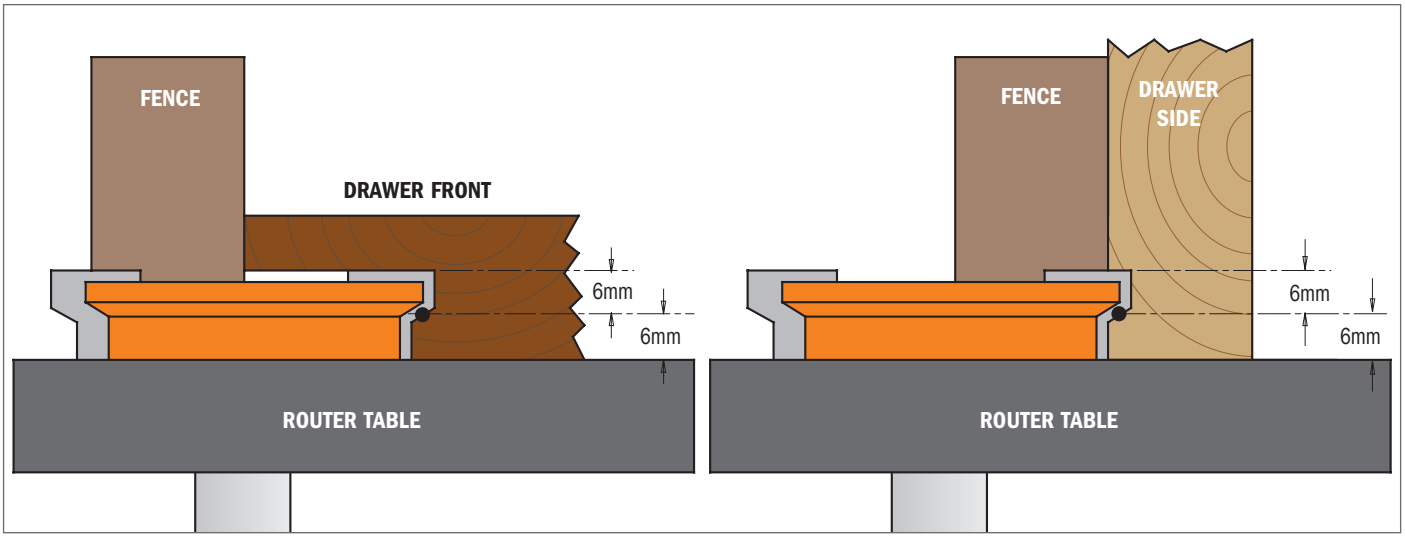

D mm	T1 min. mm	T1 max. mm	I mm	L mm		ORDER NO. S=Ø6mm	ORDER NO. S=Ø6,35mm	ORDER NO. S=Ø8mm	ORDER NO. S=Ø12mm	ORDER NO. S=Ø12,7mm
25,4	9,5	15,87	12,7	54	10			**955.008.11**		**855.508.11**
31,7	15,87	25,4	12,7	44,5	10	**755.002.11**	**855.002.11**	**955.002.11**		
50,8	15,87	25,4	12,7	50,8	10				**955.502.11**	**855.502.11**

HW Z2 RH

8/955.801

CMT designed this set so you can create window sashes that are as beautiful as they are functional. You can craft perfect 12,7mm profiles for custom doors.





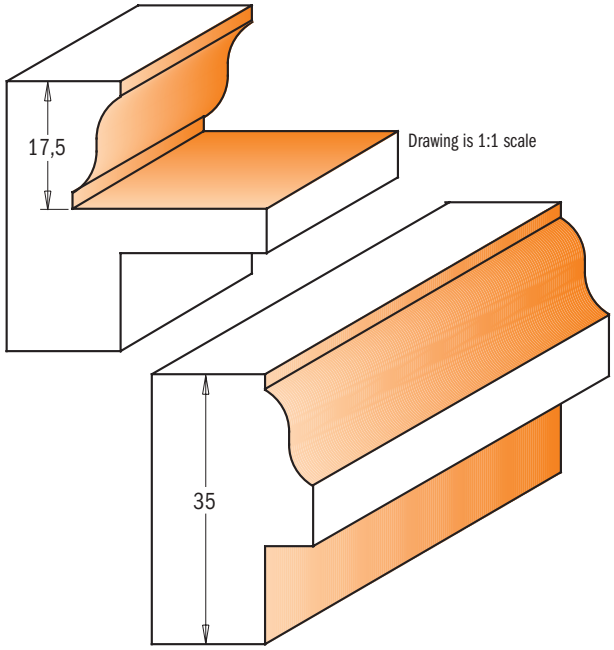

d mm	l mm	L mm		D mm	l mm	L mm		ORDER NO. S=Ø12mm	ORDER NO. S=Ø12,7mm
35	35	84		38	17,5	56	5	**955.801.11**	**855.801.11**

Spare parts

791.012.00	822.004.11	541.518.00	990.020.00

STEP-BY-STEP WINDOW SASH CONSTRUCTION

CMT set makes it easy!

In our step-by-step example for window sash construction, we used the following:
- CMT Window Sash Set (item #**855.801.11**)
- stiles cut 35mm thick
- rails cut 35mm thick
- scrap stock

The CMT Window Sash Set was designed ideally for the construction of windows in 35mm stock, however variations as narrow as 28mm can be used. Stock thicker than 35mm exceeds the milling range of the cutter. Remember to adjust your measurements and cutting depths according to the wood thickness you use. We suggest making a trial joint in scrap stock according to the following steps before milling all of the cope and stick Profilees.

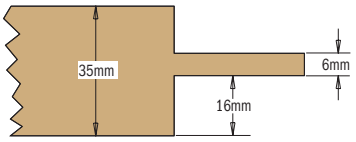

STEP 1 - Measurements and making the tenons
The ideal thickness of the stiles when using the CMT sash set is 35mm. The desired width of the stiles will determine the length you need to make your tenons, while the length of the stile will represent the desired full height of the sash. When cutting the rails to length, make sure to add the length of the two tenons to the overall length of the rail. The length of the tenons should be at least half the width of the stile. Mill 16mm measuring from the front face of the stock using a table saw, radial saw or router as shown in illustration 1. This measurement remains invariable since it is calculated to the height of the CMT sash routers. The width of the tenon is 6mm. Rotate the stock and mill the other side. As per our example, the second milling will be 13mm but this measurement will vary if you are using thinner stock.

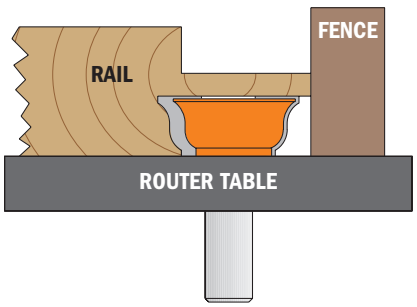

STEP 2 - Making the cope Profilee on rails, sash bar and muntins
To make the cope Profilee, place the rail face front down on the router table with the tenon flush to the bit as shown in illustration 2. Adjust the fence so the bit mills 6,35mm deeper than the tenon. To mill the sash bar and the muntins (cross bars), position front face down on the router table and mill without changing the height of the bit.

STEP 3 - Making the stick Profilee on rails, stile, sash bar and muntins
To mill the stick Profilee along the inside edges of all sash parts, place the already milled cope Profilee front face down on the router table and adjust the sash bit so that the lower edge of the top cutter will exactly touch the upper edge of the tenon as shown in need to 3 illustrations. With the rail still face down on the table, turn it so the inside edge of the rail is touching the bit and mill the stick Profilee. Mill the inside edges of the stiles and mill both edges of the front face of the sash bar and muntins. To cut the slots for the tenons, measure 16mm from the front face of the stiles and rout with a table saw.

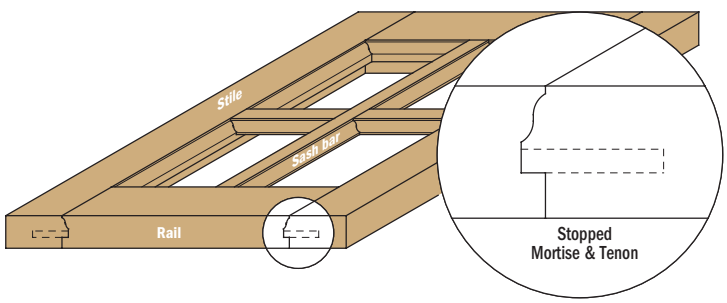

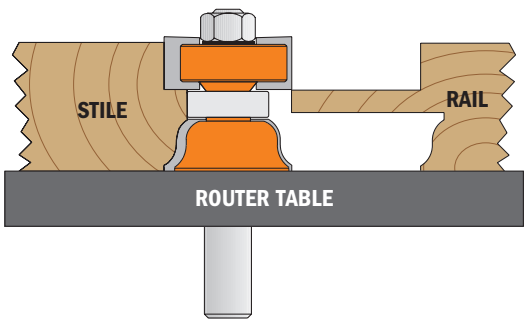



8/955.3

These bits allow you to make true divided light doors for fine furniture and cabinets as well as sash bar windows, and stile and rail constructions.
The glazing bar ovolo bits are bearing-guided to enable curved frames to be moulded.
Cove bits can be used to produce easy-to-pull drawer handles.

HW | α | Z2 | RH



Drawing is 1:1 scale

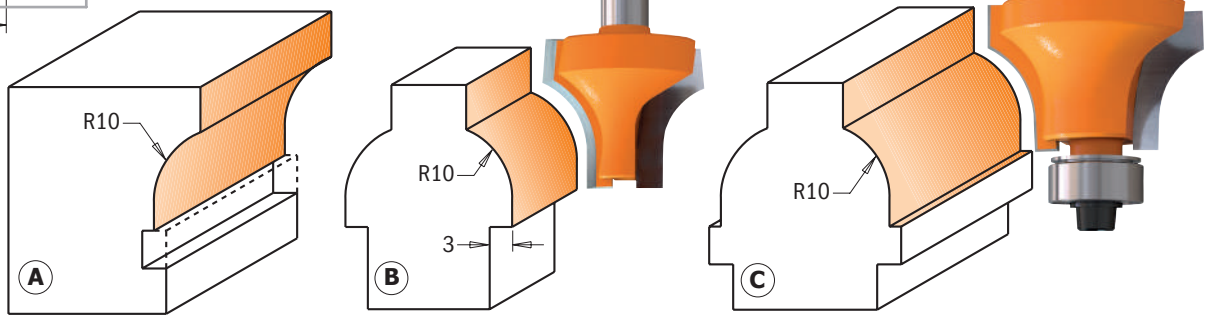

D mm	I mm	R mm	L mm	Profile		ORDER NO. S=Ø6,35mm	ORDER NO. S=Ø8mm
25	19	10	50,8	A	10	855.307.11M	955.307.11M
22	19	10	50,8	B	10	855.307.11F	955.307.11F
28	19	10	61,2	C	10	855.308.11F	955.308.11F

Spare parts

990.423.00	791.003.00	990.058.00	991.057.00

Ovolo Sash Set

HW | α | Z2 | RH





955.302 - 855.802



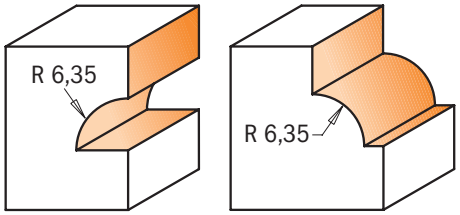

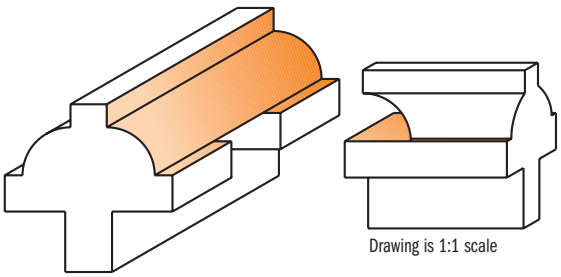

Drawing is 1:1 scale

d mm	D mm	I mm	R mm		ORDER NO. S=Ø8mm	ORDER NO. S=Ø12,7mm
30	31,7	12	6,35	5	955.302.11	855.802.11

Spare parts

990.423.00	791.003.00	990.058.00	991.057.00	791.011.00	541.002.00

Spare parts: **991.056.00** 1,5mm hex key

Finger Joint Bit

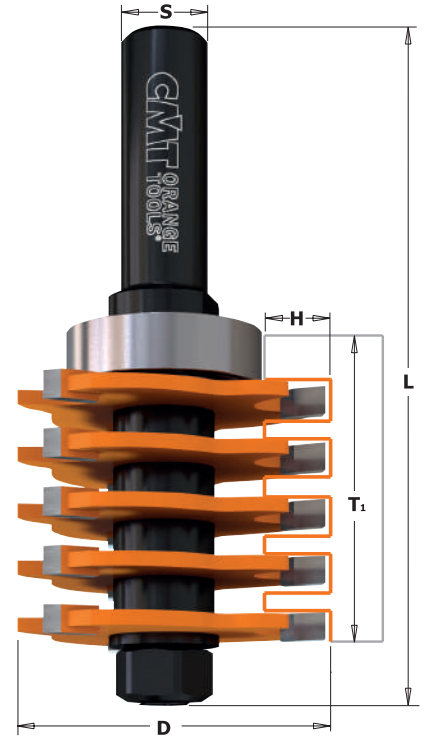

8/900.616

HW Z3 RH

This router allows you to carry out accurate and functional finger joints with the greatest of ease. Without any adjustment you will be able to work woods with different thicknesses as indicated in the drawing.
The bearing allows you to reach a 9,5mm cutting depth.
For further cutting depths you need to use a fence.

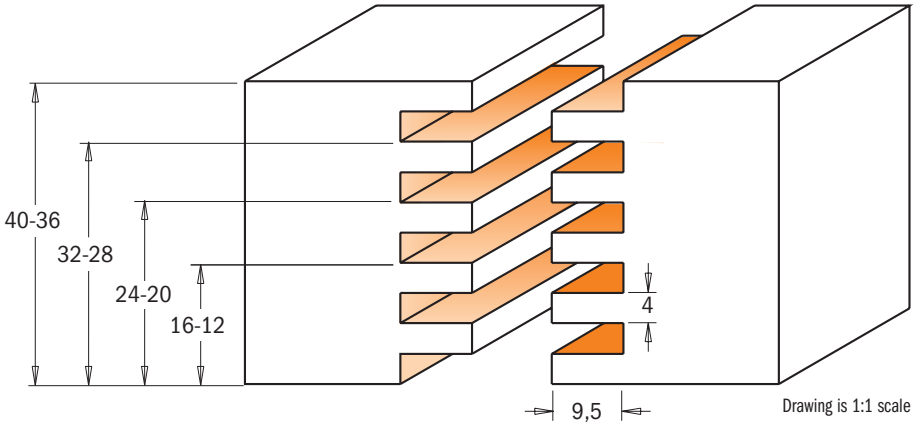

Drawing is 1:1 scale

T1 mm	D mm	H mm	L mm		ORDER NO. S=Ø12mm	ORDER NO. S=Ø12,7mm
12 - 40	47,6	9,5	97	10	**900.616.11**	
12 - 40	47,6	9,5	97	10		**800.616.11**

Spare parts

924.130.00	791.027.00	822.340.11	990.020.00
824.130.00	791.027.00	822.340.11	990.020.00

Spare parts:
541.515.00 0,1mm spacer
541.519.00 5,8mm spacer
990.403.00 1,6mm washer
990.459.00 Kit with spacers

Optional:
791.020.00 Ø38,1mm bearing (for depth 4,75mm)
791.029.00 Ø34,9mm bearing (for depth 6,35mm)
791.015.00 Ø31,7mm bearing (for depth 8mm)
791.011.00 Ø19mm bearing (for depth 14,3mm)

Professional Finger Joint Bit



8/900.606

HW Z2 RH

This versatile finger joint bit is the perfect tool for making incredibly strong side-to-side or end-to-end joints in wood and in varying lengths from 12.7mm to 36mm.
The tightness and accuracy of the cut joint coupled with the maximum glue surface create a joint that is actually stronger than an unworked piece of wood.

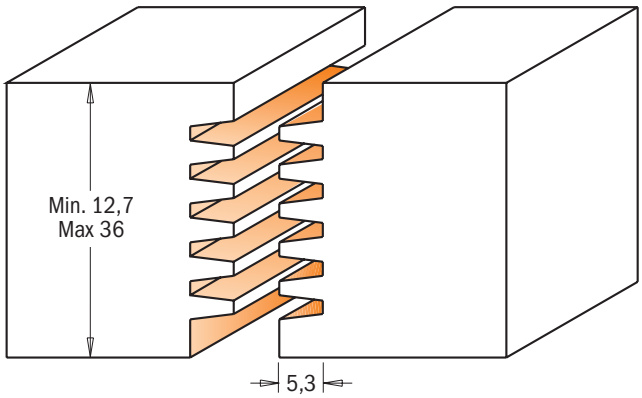

Drawing is 1:1 scale

T1 mm	D mm	H mm	L mm		ORDER NO. S=Ø12mm	ORDER NO. S=Ø12,7mm
12,7 - 36	47,6	5,3	97	10	**900.606.11**	
12,7 - 36	47,6	5,3	97	10		**800.606.11**

Spare parts

		1,85mm	5,5mm	
824.129.00	791.028.00	822.005.11	822.006.11	990.022.00
924.129.00	791.028.00	822.005.11	822.006.11	990.022.00

Spare parts:
541.511.00 3mm spacer
541.512.00 2mm spacer
541.526.00 0,1mm spacer
990.458.00 Kit with spacer

www.dahm.no

V-Tongue & Groove Set



8/955.506



HW | Z2 | RH

If the standard selection of moulding and mill work you find in today's lumber shops isn't satisfactory to your woodworking tastes, then consider CMT's moulding system instead. With these bits, you can make dozens of elaborate profiles by combining two or more passes. Avoid the average and create your own mouldings. Some initial suggestions are illustrated below.

SAFETY TIPS: use these bits with a fence. The profiles shown below are milled from heavy stock then refined to the desired shape.

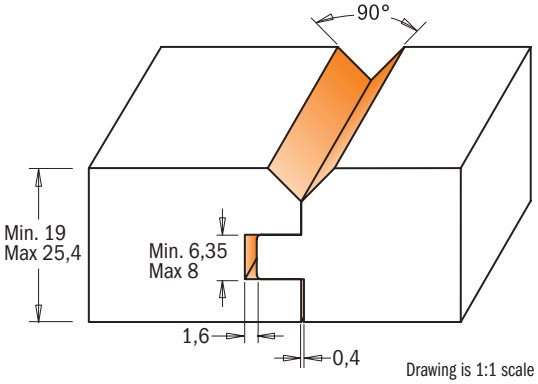

Drawing is 1:1 scale

D mm	T1 mm		ORDER NO. S=Ø12mm	ORDER NO. S=Ø12,7mm
44,4	19÷25,4	10	**955.506.11**	**855.506.11**

Spare parts

8mm	4mm	19mm	22mm	
822.013.11	822.014.11	791.011.00	791.005.00	990.020.00

Spare parts: **541.515.00** 0,1mm spacer
541.516.00 0,3mm spacer
541.517.00 0,5mm spacer
990.407.00 Shield

Edge Banding Bits Set

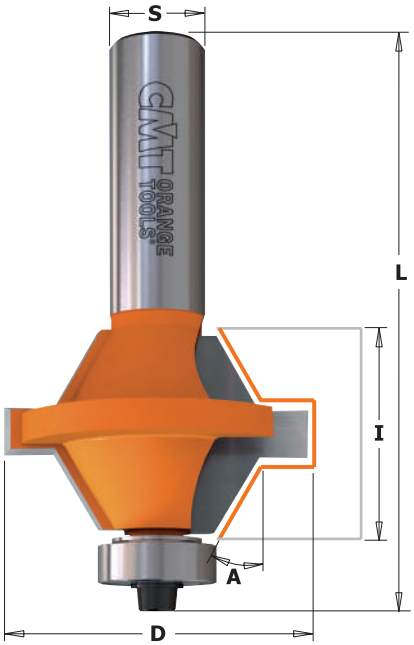

8/955.510

HW | Z2 | RH

This is a great set to create cost-effective, yet attractive durable edges to your cabinet doors. For use with 12,7mm or 25,4mm thick panels in plywood or MDF. Easy to use: center each cutter on the stock and make the cut; glue the two pieces together; flush trim after assembly, if necessary. The set features a 60° angle tongue & groove with an ample surface area for glue application.

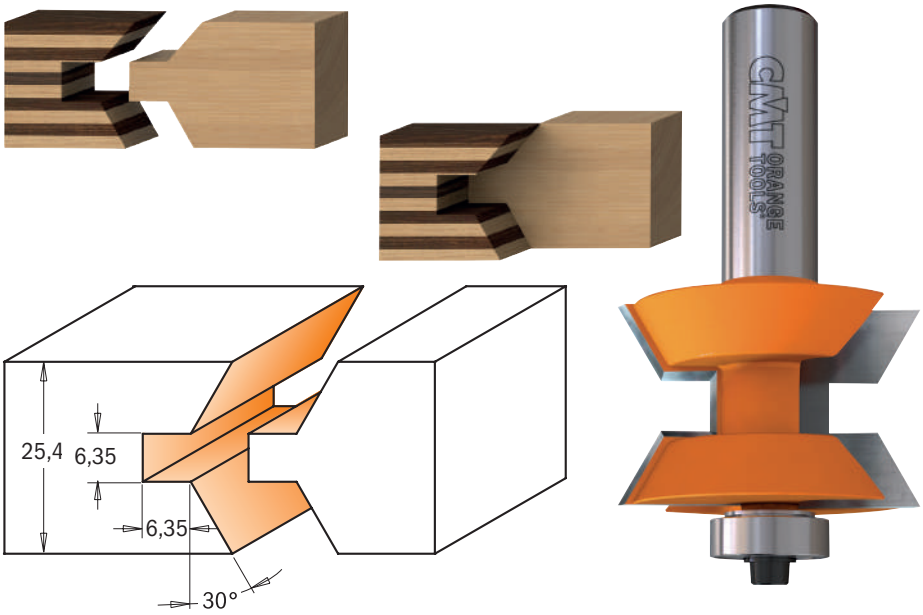

Drawing is 1:1 scale

D mm	I mm	A	L mm		ORDER NO. S=Ø12mm	ORDER NO. S=Ø12,7mm
40	25,4	30°	74,5	5	**955.510.11**	**855.510.11**

Spare parts

990.423.00	791.018.00	990.058.00	991.057.00



• HWM

7/8/918 - 7/818B

HWM HW α Z2 RH

The beautifully crafted dovetail joint is a classic that appeals to both professionals and novices alike.

Shop Tips: Two passes are recommended when routing dovetails with a template. Check that the dovetails have been cut through completely and smoothly before removing the workpiece. For even easier routing and less stress on your dovetail bit, run the first pass with a straight bit. Use a dovetail on your router table equipped with a fence to achieve difficult chamfer angles.

Safety Tips: If the dovetail bit jams while working, adjust the position of the bit in the collet and ensure the cutting depth is appropriate. Do not lift the router out of the template.

Drawing is 1:1 scale

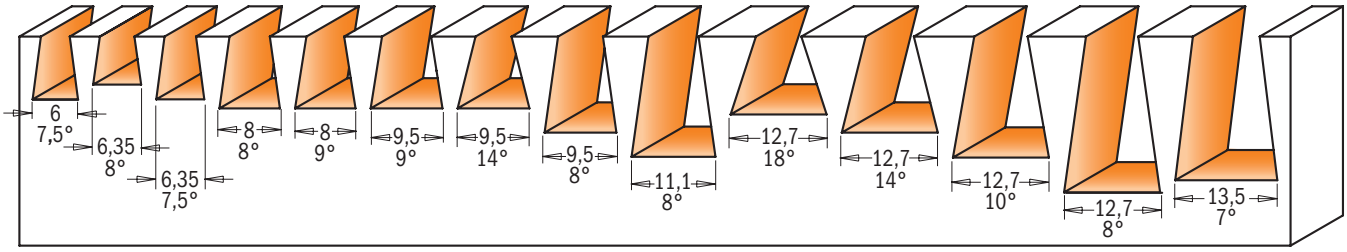

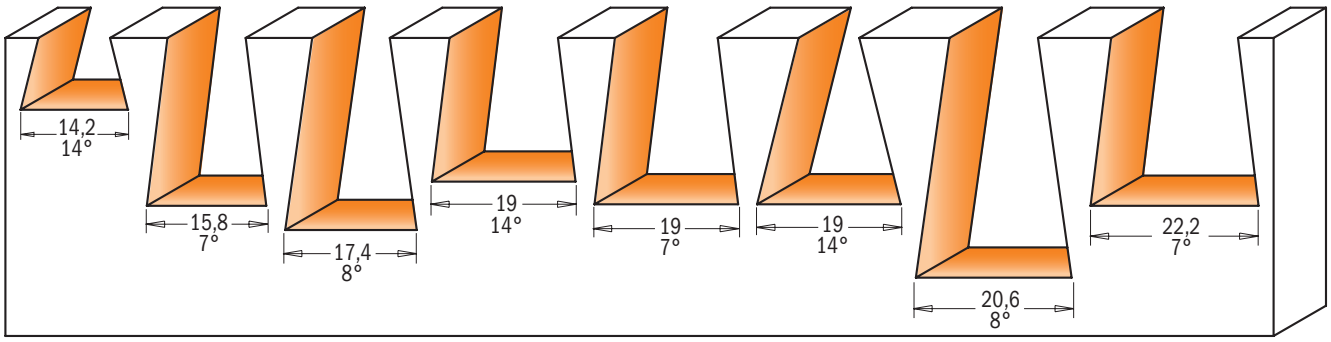

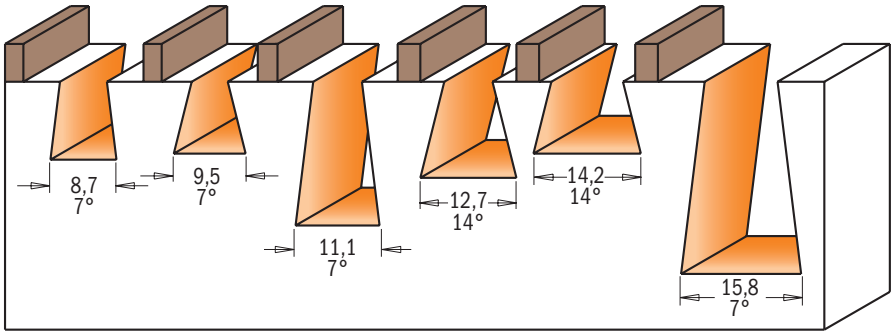

Fit Manufacturer Model	ORDER NO.	
CMT-Enlock10		818.098.11B
CMT-Enlock15	718.127.11B	818.128.11B
CMT300	718.127.11	818.128.11
	918.127.11	818.628.11

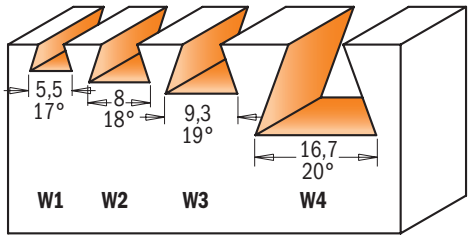

FIT HOFFMANN® KEYS

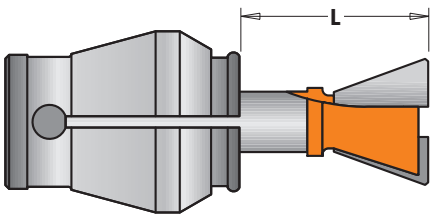

Manufacturer/Model FIT HOFFMANN® KEYS	ORDER NO.	
W1 L=16mm	718.053.11	818.053.11
W2 L=17,5mm	718.079.11	818.079.11
W3 L=19mm	718.093.11	818.093.11
W4 L=25mm	918.167.11	

®Brand names mentioned in CMT products are the property of their respective owners (see back cover)

www.dahm.no

CMT ORANGE TOOLS®

7/8/918



D mm	I mm	L mm	A		ORDER NO. S=Ø6mm	ORDER NO. S=Ø6,35mm	ORDER NO. S=Ø8mm	ORDER NO. S=Ø12mm	ORDER NO. S=Ø12,7mm
•6	8,3	60	7,5°	10	718.060.11				
•6,35	6,35	50,8	8°	10		818.065.11			
•6,35	8,3	63,5	7,5°	10		818.064.11			818.564.11
•8	9,5	54	8°	10		818.081.11			
•8	9,5	52,5	9°	10		818.080.11			
•8	9,5	63,5	9°	10					818.580.11
•9,5	9,5	60,3	14°	10		818.098.11			
9,5	9,5	52,5	9°	10	718.095.11	818.096.11	918.095.11		
9,5	9,5	63,5	9°	10					818.596.11
9,5	12,7	60,3	8°	10		818.097.11			
11,1	15,9	60,3	8°	10		818.111.11			
12,7	10,3	60,3	18°	10		818.132.11			
12,7	12,7	52,4	14°	10	718.127.11	818.128.11	918.127.11		
12,7	12,7	63,5	14°	10					818.628.11
12,7	12,7	62	14°	10		818.130.11			
12,7	16	60,3	10°	10		818.133.11			
12,7	20,6	69,8	8°	10		818.129.11	918.129.11		
13,5	19,05	61,5	7°	10					818.635.11
14,2	9,5	50,8	14°	10		818.142.11			
15,8	22	60,3	7°	10	718.158.11	818.158.11	918.158.11		
15,8	22	66,7	7°	10				918.658.11	818.658.11
17,4	25,4	77,6	8°	10					818.674.11
19	19	77,6	14°	10					818.691.11
19	22	60,3	7°	10	718.190.11	818.190.11	918.190.11		
19	22	66,7	7°	10				918.690.11	818.690.11
19	22	60,3	14°	10		818.191.11			
20,6	31,7	84,1	8°	10					818.706.11
22,2	22,2	69,8	7°	10					818.722.11
With top bearing									
8,73	10,3	58	7°	10		818.087.11B			
•9,5	9,5	60,3	14°	10		818.098.11B			
11,1	19	66,7	7°	10		818.113.11B			
12,7	12,7	52,4	14°	10	718.127.11B	818.128.11B			
14,2	9,5	50,8	14°	10		818.142.11B			
With top bearing (Shank=Ø9,5mm)									
15,8	25,4	68,3	7°	10			818.159.11B		
Fit HOFFMANN® keys									
•5,5	4	43	17°	10	718.053.11	818.053.11			
•8	6	43	18°	10	718.079.11	818.079.11			
•9,3	7,3	43	19°	10	718.093.11	818.093.11			
16,7	12,5	49	20°	10			918.167.11		

Spare parts: **990.005.00** M3x3mm TSEI screw
991.056.00 1,5mm hex key

• **HWM**

Spare parts

791.009.00	541.001.00
791.010.00	541.001.00
791.009.00	541.001.00
791.010.00	541.001.00
791.010.00	541.001.00
791.021.00	541.006.00



A FEW OF THE BEAUTIFUL DOVETAIL JOINTS YOU CAN PRODUCE USING CMT BITS


Through Dovetail


Half-Blind dovetail


Variable-Spaced Dovetail


Sliding Dovetail

®Brand names mentioned in CMT products are the property of their respective owners (see back cover)

www.dahm.no

9° Dovetail Cutters

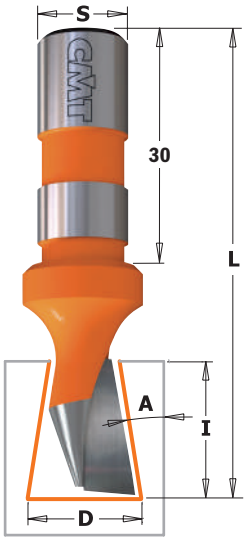

522

HW | Z1 | RH

D mm	I mm	L mm	A	S mm		ORDER NO. Right-hand rotation
14	18	60	9°	12	10	**522.140.11**

TECHNICAL DETAILS:
- Super strength steel
- 1 HW precision ground cutting edge [Z1]

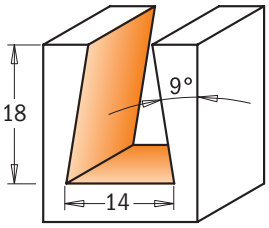

Drawing is 1:1 scale



523

HW | Z2 | RH

D mm	I mm	L mm	A	S mm		ORDER NO. Right-hand rotation
14	16	60	9°	10	10	**523.140.11**

TECHNICAL DETAILS:
- Super strength steel
- 2 HW precision ground cutting edges [Z2]

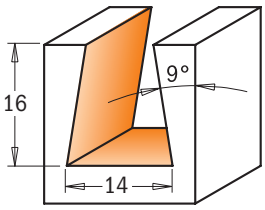

Drawing is 1:1 scale

15° Dovetail Cutter with Insert Knives for Roof-Frames

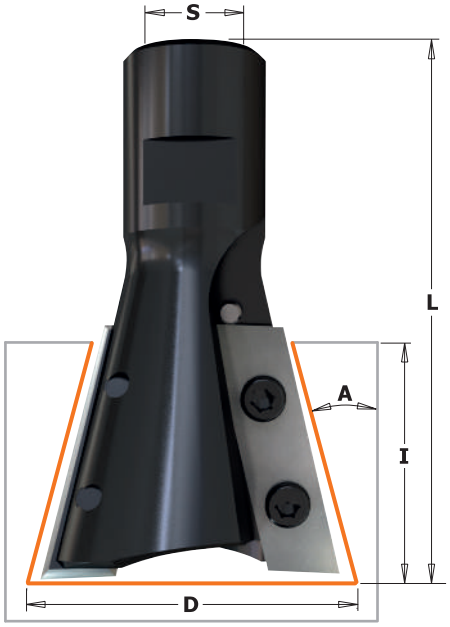

664

INSERT CARBIDE | Z2 | RH | 2X CUTTING

D mm	I mm	L mm	A	S mm		ORDER NO. Right-hand rotation
39,5	31,5	66	15°	M12x1	1	**664.395.11**

TECHNICAL DETAILS:
- Super strength steel
- 2 HWM precision insert knives [Z2]

APPLICATION:
This cutter allows you to assemble roof-frames by dovetailing.

Spare parts

790.315.00	990.076.00	991.061.00

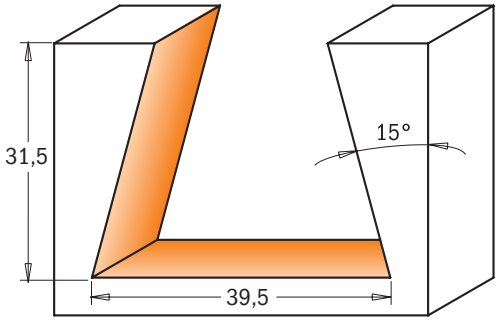

Drawing is 1:1 scale

SAFETY TIPS:



The **TW-006** Torque Screwdriver is recommended for the proper fastening of screws (see page 406).

60° Lettering Bit



8/949B



7/8/949

HW | α | Z2 | RH

The ideal bit for engraving in wood, CMT designed this bit to make attractive signage without running the risk of splitting or chipping. Especially useful for letter carving in relief. A flattened bottom makes relief letter-making easy and accurate. This exclusive design allows you to efficiently level off the area around the base of the letter and bevel the edges to eliminate splintering. Try our 60° angle lettering bit equipped with a top bearing guide to produce even more attractive decorative effects.

Drawing is 1:1 scale

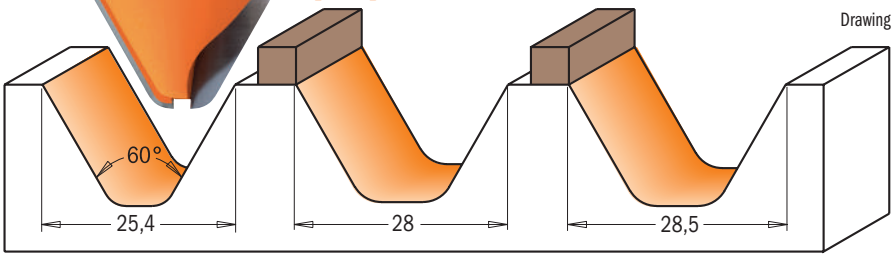

D mm	I mm	A	L mm		ORDER NO. S=Ø6mm	ORDER NO. S=Ø6,35mm	ORDER NO. S=Ø12mm	ORDER NO. S=Ø12,7mm	Spare parts		
25,4	19	60°	50,8	10	**749.001.11**	**849.001.11**					
28	19	60°	63,5	10			**949.502.11**				
28,5	19	60°	63,5	10				**849.501.11**			
With top bearing											
28	19	60°	63,5	10			**949.502.11B**		791.026.00	541.005.00	991.056.00
28,5	19	60°	63,5	10				**849.501.11B**	791.027.00	541.002.00	991.056.00

Spare parts: **990.005.00** M3x3mm STEI screw

Bowl & Tray Bits



7/8/951B



7/8/951

HW | α | Z2 | RH

This CMT bit is ideal for making bowls, trays, boxes, cutting boards or any other specialty or craft item. The round corner of the bit shapes the inner radius while the sides and bottom create the smooth flat surfaces. We recommend using a top bearing for accurate and easy pattern work.

TIPS: use these bits on a table router with bearing guide for decorative edgework.

Drawing is 1:1 scale

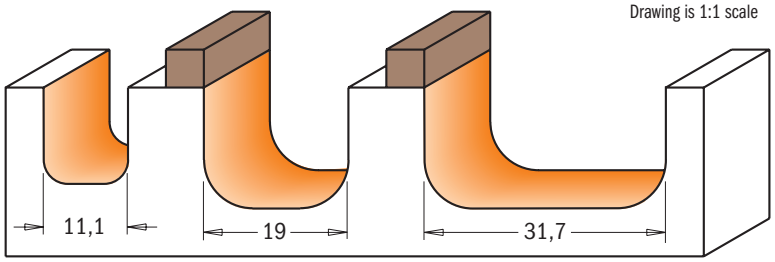

D mm	I mm	R mm	L mm		ORDER NO. S=Ø6mm	ORDER NO. S=Ø6,35mm	ORDER NO. S=Ø8mm	ORDER NO. S=Ø12mm	ORDER NO. S=Ø12,7mm	Spare parts		
11,1	12,7	3,2	45,5	10		**851.001.11**						
19	16	6,4	54	10	**751.002.11**	**851.002.11**	**951.002.11**					
19	16	6,4	60,4	10				**951.501.11**	**851.501.11**			
31,7	16	6,4	60,4	10				**951.502.11**	**851.502.11**			
With top bearing												
19	16	6,4	54	10	**751.002.11B**					791.007.00	541.003.00	991.056.00
19	16	6,4	54	10		**851.002.11B**				791.004.00	541.001.00	991.056.00
19	16	6,4	60,4	10					**851.501.11B**	791.011.00	541.002.00	991.056.00
31,7	16	6,4	60,4	10				**951.502.11B**	**851.502.11B**	791.015.00	541.002.00	991.056.00

Spare parts: **990.005.00** M3x3mm STEI screw

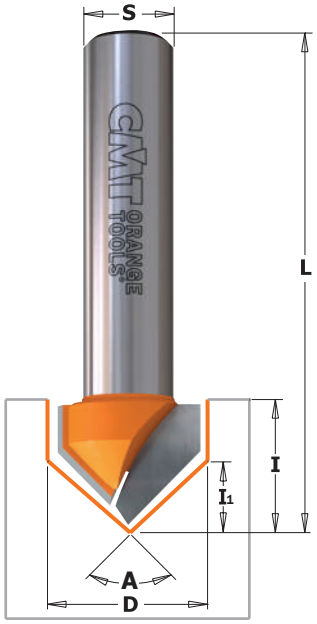

7/8/915

HWM HW Z2 RH

These double cutting edge CMT bits offer an almost endless range of woodworking possibilities. Make clean, perfect cuts in panels, drawer fronts or even plasterboard panels; chamfer edges or engrave beautiful lettering.

Tips: these bits perfectly chamfer at 45° angles (Two tools in one).

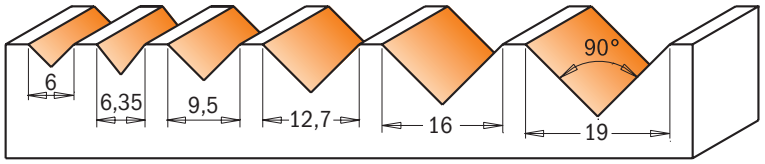

Drawing is 1:1 scale

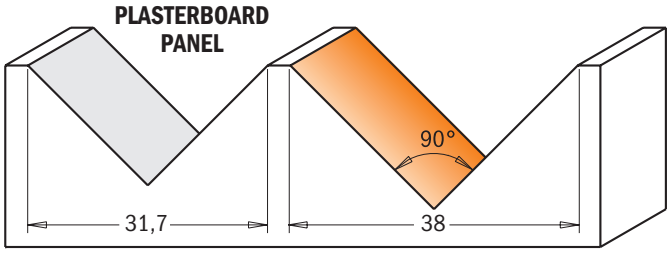

D mm	I mm	I1 mm	A	L mm		ORDER NO. S=Ø6mm	ORDER NO. S=Ø6,35mm	ORDER NO. S=Ø8mm	ORDER NO. S=Ø12mm	ORDER NO. S=Ø12,7mm
•6	8	3	90°	46	10	**715.060.11**		**915.060.11**		
•6,35	8	3,18	90°	46	10		**815.064.11**			
9,5	12,7	4,75	90°	44,5	10	**715.095.11**	**815.095.11**	**915.095.11**		
12,7	12,7	6,35	90°	44,5	10	**715.127.11**	**815.127.11**	**915.127.11**		
16	12,7	8	90°	52,8	10			**915.160.11**		
16	12,7	8	90°	63,5	10				**915.660.11**	**815.660.11**
19	16	9,5	90°	55,5	10	**715.190.11**				
19	16	9,5	90°	63,5	10				**915.690.11**	**815.690.11**
31,7	19	15,88	90°	63,5	10			**915.317.11**	**915.817.11**	**815.817.11**
38	28,5	19	90°	63,5	10			**915.380.11**		
38	28,5	19	90°	70	10					**815.880.11**

• HWM



7/8/915B

HW Z2 RH

In addition, CMT has versatile top bearing bits that allow for several template options of your choice (see series **715B-815B-915B**).

Tips: these bits perfectly chamfer at 45° angles (two tools in one).

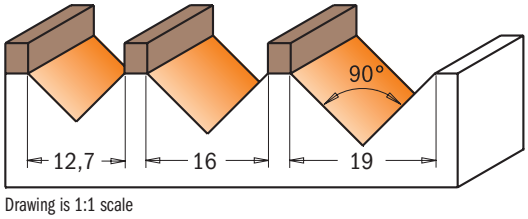

Drawing is 1:1 scale

D mm	I mm	I1 mm	A	L mm		ORDER NO. S=Ø6mm	ORDER NO. S=Ø6,35mm	ORDER NO. S=Ø8mm	ORDER NO. S=Ø12,7mm
12,7	12,7	6,35	90°	44,5	10		**815.127.11B**		
16	12,7	8	90°	52,8	10			**915.160.11B**	
19	16	9,5	90°	55,5	10	**715.190.11B**			
19	16	9,5	90°	63,5	10				**815.690.11B**

Spare parts		
791.010.00	541.001.00	991.056.00
791.025.00	541.004.00	991.056.00
791.007.00	541.003.00	991.056.00
791.011.00	541.002.00	991.056.00

Spare parts: **990.005.00** M3x3mm STEI screw



915

HW Z2 RH

ALUCOBOND® panels are an aluminium composite material that can be shaped using a very simple processing method. This technique referred to as the 'routing and folding' method which means paneling can be manipulated to form a variety of shapes and sizes. The advantages of this unique technique are:
- Low investment cost
- Simple fabrication technique
- Folding can be done on site, saving transportation costs
- Low-cost fabrication of shaped components, wall cladding, roof edgings, column cladding, flashings, etc.
- Flexibility in creating shapes
- Very cost effective
- Shapes are not limited by machine capacity.

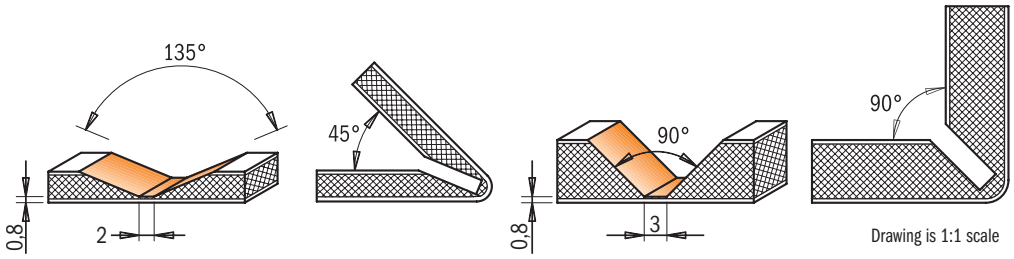

D mm	I mm	A	L mm		ORDER NO. S=Ø6mm	ORDER NO. S=Ø6,35mm	ORDER NO. S=Ø8mm		
18	7,4	90°	60	10	**715.001.11**	**815.001.11**	**915.001.11**		
18	3,3	135°	60	10	**715.002.11**	**815.002.11**	**915.002.11**		

Laser Point Bit





7/858.002
• HWM

7/8/958

HWM HW Z1 Z2 Z3 RH

This bit crafts delicate grooves and incisions with laser precision. Make one-of-a-kind effects with 30° bevel edges in one single run. Equipped with three super sharp cutting edges, this perfectly balanced bit allows you to work with incredible accuracy with no risk of burning. Raise the bit and produce a delicate fine point incision, or work the whole 12,7mm diameter to render bold highlighted lettering. Super strong steel shank and micrograin carbide cutting edges guarantee long lasting performance.



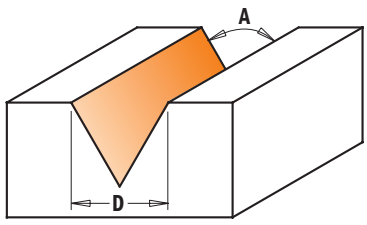

Drawing is 1:1 scale



8/958.003

D mm	I mm	A	Z	L mm		ORDER NO. S=Ø6mm	ORDER NO. S=Ø6,35mm	ORDER NO. S=Ø8mm		ORDER NO. S=Ø12,7mm
•6	9	35°	1	50	10	**758.002.11**				
•6,35	9,5	35°	1	50,8	10		**858.002.11**			
12,7	11	60°	3	57,2	10	**758.001.11**	**858.001.11**	**958.001.11**		
12,7	11	60°	3	60,3	10					**858.501.11**
12,7	10	60°	2	50,8	10		**858.003.11**	**958.003.11**		

• HWM

®Brand names mentioned in CMT products are the property of their respective owners (see back cover)

www.dahm.no



665

INSERT CARBIDE | Z1 | RH | 2X CUTTING

These bits have been designed for signmaking and lettering. When the insert shows signs of wear, you can simply rotate it to exploit the other cutting edges. A locking screw secures the insert tightly for added safety and extreme cutting accuracy.

TECHNICAL DETAILS:
- Super strength steel.
- 1 HW precision insert knife [Z1].

SAFETY TIPS:



The **TW-006** Torque Screwdriver is recommended for the proper fastening of screws (see page 406).

CORRECT KNIFE POSITIONING

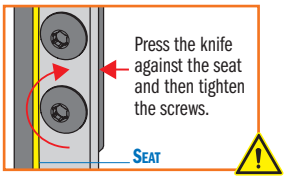



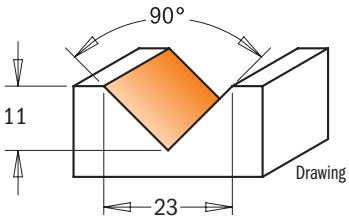

Drawing is 1:1 scale

A	D mm	I mm	L mm			ORDER NO S=Ø6,35mm	ORDER NO S=Ø8mm	
90°	23	11	60	10		**665.201.11**	**665.200.11**	

Spare parts

790.280.00	990.093.00	991.073.00

Stepped Rebate Router Bit

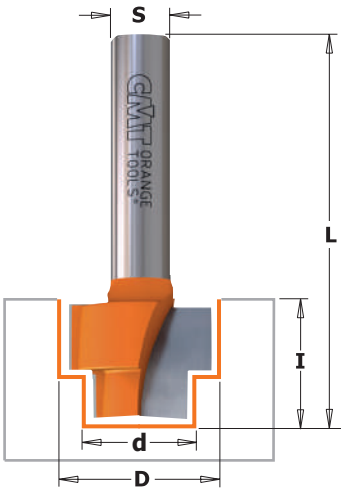

965

HW | Z2 | RH

Router bit featuring 2 carbide-tipped cutting edges for producing double rebates on wood and wood composites. Designed for accepting library/bookcase shelving strips or for accommodating hardware into your window slots.

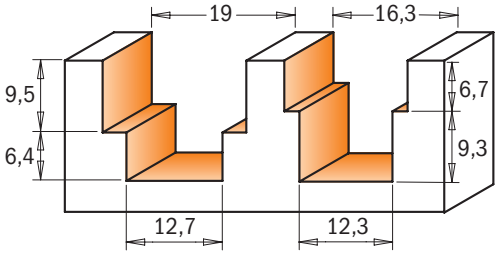

Drawing is 1:1 scale

d mm	D mm	I mm	L mm				ORDER NO. S=Ø8mm		
12,3	16,3	16	80	10			**965.122.11**		
12,7	19	15,9	50,8	10			**965.121.11**		

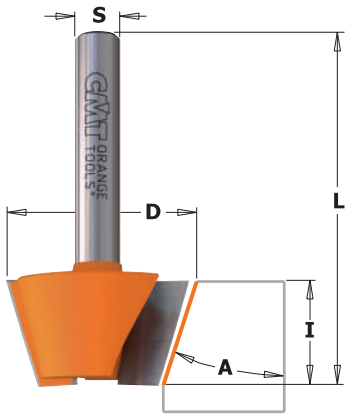

703/4/5 - 903/4/5

HW | α | Z2 | RH

From a gently beveled edge to decorative chamfers in a variety of materials, CMT offers smooth results. Deeper cutting length means greater versatility on all bevel dimensions.

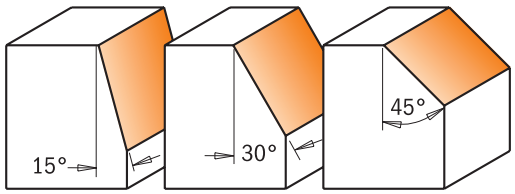

Drawing is 1:1 scale

A	D mm	I mm	L mm		ORDER NO. S=Ø6mm		ORDER NO. S=Ø8mm		
15°	24	14	46	10	**703.240.11**		**903.240.11**		
30°	26	12,7	44,5	10	**704.240.11**		**904.240.11**		
45°	25	8	41	10	**705.240.11**		**905.240.11**		

Chamfer Bits with Insert Knives

659

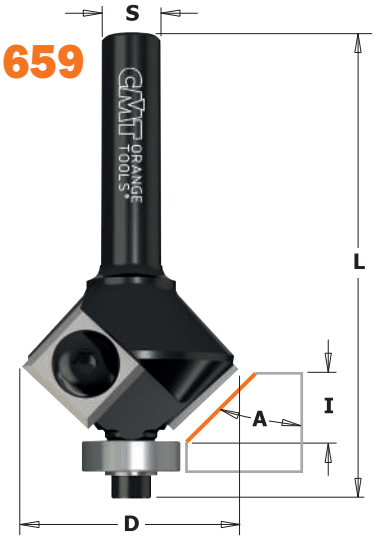

658



INSERT CARBIDE | Z2 | RH | 4X CUTTING

Chamfer trim bits feature two replaceable knives fixed by special TORX® screws. The knives are sharpened on all sides and can be resharpened up to three times. For slight bevelled edges or decorative edgework in a variety of materials. Equipped with bearing guides with no need for counterprofiles. For use on portable routers.

SAFETY TIPS:



The **TW-006** Torque Screwdriver is recommended for the proper fastening of screws (see page 406).

CORRECT KNIFE POSITIONING

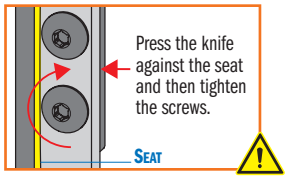

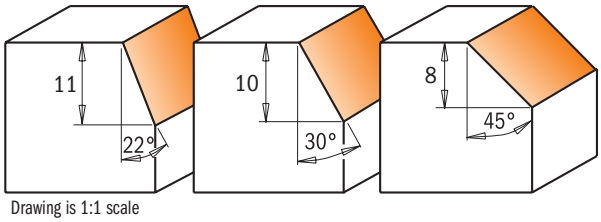

Drawing is 1:1 scale

A	D mm	I mm	L mm		ORDER NO. S=Ø6mm	ORDER NO S=Ø6,35mm	ORDER NO S=Ø8mm	ORDER NO S=Ø12,7mm
45°	29	8	52	10	**658.047.11**		**658.045.11**	
22°	25	11	65	10	**659.024.11**	**659.023.11**	**659.022.11**	
30°	28	10	66	10	**659.032.11**	**659.031.11**	**659.030.11**	
45°	29	8	60	10	**659.047.11**	**659.046.11**	**659.045.11**	
45°	29	8	68	10				**659.646.11**

Spare parts		
790.120.00	990.075.00	
790.120.00	990.075.00	791.006.00
790.120.00	990.075.00	791.006.00
790.120.00	990.075.00	791.022.00
790.120.00	990.075.00	791.022.00

Spare parts: **990.400.00** Ø3.2/Ø7mm shield for M3 screw
990.051.00 M3x6mm TCEI screw
991.062.00 2,5mm hex key
991.061.00 T15 TORX® key

®Brand names mentioned in CMT products are the property of their respective owners (see back cover)

www.dahm.no

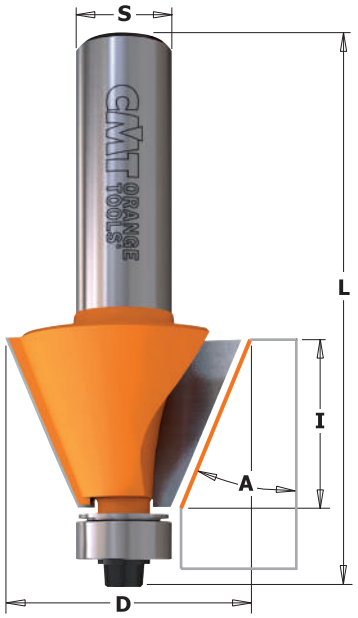

7/8/936 - 8/957

CMT chamfer bits can cut clean, accurate bevels and chamfers and are great for edge work or for making perfectly aligned multi-sided containers, boxes and other decorative projects. See illustration below for examples. Can be used for working larger scale projects such as beams and columns with excellent results.



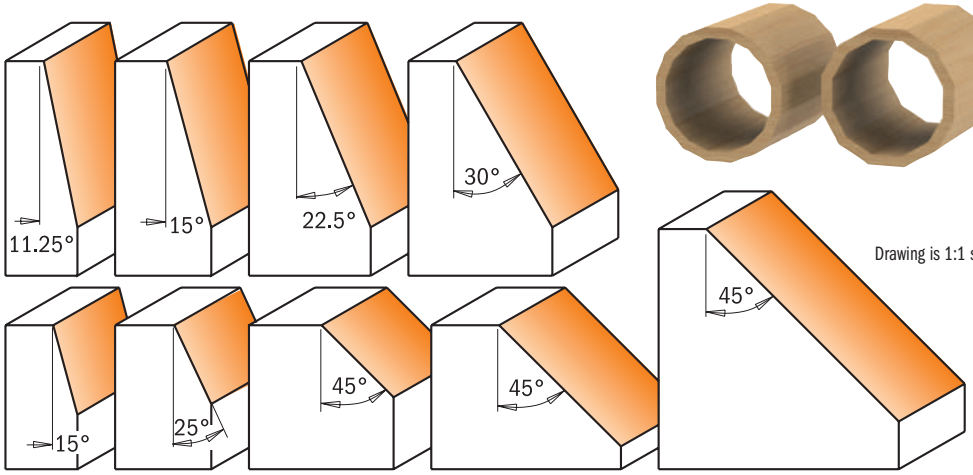

Drawing is 1:1 scale

A	D mm	I mm	L mm		ORDER NO. S=Ø6mm	ORDER NO S=Ø6,35mm	ORDER NO. S=Ø8mm	ORDER NO. S=Ø12mm	ORDER NO. S=Ø12,7mm
15°	19	11,5	54,9	10	**736.130.11**	**836.130.11**	**936.130.11**		
25°	22,2	10	54,9	10	**736.190.11**	**836.190.11**	**936.190.11**		
45°	31,7	9,5	53	10	**736.280.11**	**836.280.11**	**936.280.11**		
45°	45	18	60,2	10	**736.420.11**	**836.420.11**	**936.420.11**		
45°	45	18	66,5	10				**936.920.11**	**836.920.11**
45°	65	26	76,7	5				**936.950.11**	**836.950.11**
11,25°	21,5	22	71,1	10				**957.504.11**	**857.504.11**
15°	24,5	22	71,1	10				**957.503.11**	**857.503.11**
22,5°	31	22	71,1	10				**957.502.11**	**857.502.11**
30°	38,5	22	71,1	10				**957.501.11**	**857.501.11**

Spare parts

990.423.00	791.003.00	990.058.00	991.057.00
990.423.00	791.003.00	990.058.00	991.057.00
990.423.00	791.003.00	990.058.00	991.057.00
990.423.00	791.003.00	990.058.00	991.057.00
990.423.00	791.003.00	990.058.00	991.057.00
990.423.00	791.003.00	990.058.00	991.057.00
990.423.00	791.003.00	990.058.00	991.057.00
990.423.00	791.003.00	990.058.00	991.057.00
990.423.00	791.003.00	990.058.00	991.057.00
990.423.00	791.003.00	990.058.00	991.057.00

SHOP TIPS: After resharpening, replace bearing 791.003.11 (Ø12,7mm) with undersized bearing **791.063.00** (Ø12,5mm)

Chamfer Set



836

This set includes 5 anti-kickback carbide-tipped bits to make angled cuts and polygonal projects easier and more accurate in the most popular angles.

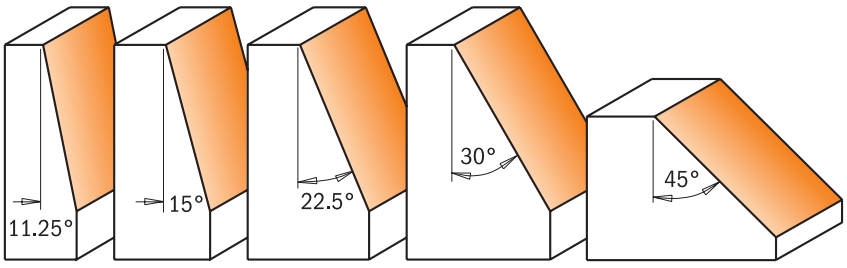

Drawing is 1:1 scale

DESCRIPTION		ORDER NO. S=Ø12,7mm
Chamfer Set	5	**836.501.11**



7/8/914B



7/8/914

HWM HW Z2 RH

Personalize your doors, drawer fronts, panels or any surface with your own signature motif. CMT round nose bits in solid carbide featuring carbide tipped flutes let you create delicate and decorative accents in any wood or wood derivative.

Shop Tips: more than one pass is recommended when making cove edges. To prevent splintering, begin with a shallow initial pass and deepen gradually. Never use pieces shorter than 600mm.

Drawing is 1:1 scale

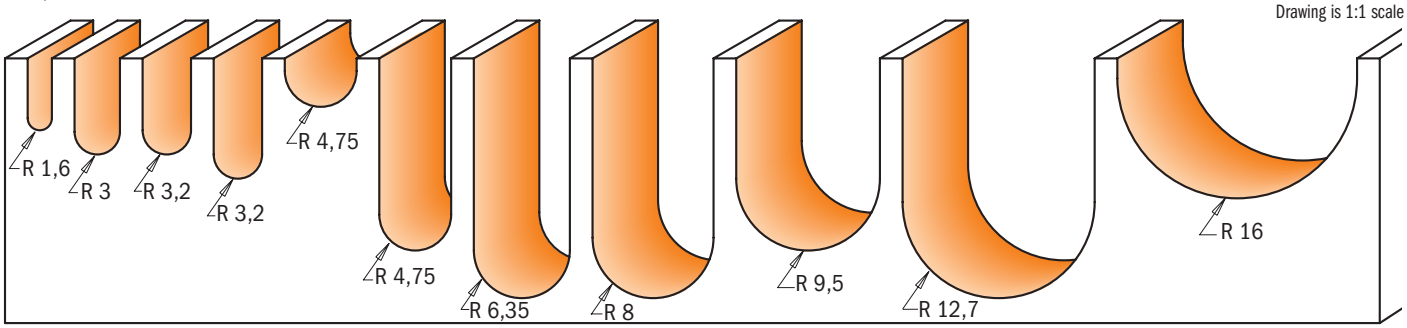

R mm	D mm	I mm	L mm		ORDER NO. S=Ø6mm	ORDER NO. S=Ø6,35mm	ORDER NO. S=Ø8mm	ORDER NO. S=Ø12mm	ORDER NO. S=Ø12,7mm
•1,6	3,2	9,5	50,8	10	714.032.11	814.032.11	914.032.11		
•1,6	3,2	12,7	50,8	10		199.001.11			
•3	6	12,7	50,8	10	714.060.11		914.060.11		
•3	6	27	70	10	199.060.11				
•3,2	6,4	12,7	50,8	10		814.064.11			
•3,2	6,4	25,4	63,5	10		199.008.11			
•3,2	6,4	15,9	63,5	10					814.564.11
•4	8	32	80	10			199.081.11		
4,75	9,5	6,4	50,8	10	714.095.11	814.095.11	914.095.11		
4,75	9,5	25,4	66,7	10					814.595.11
•6	12	35	80	10				199.120.11	
6,35	12,7	9,5	50,8	10	714.127.11	814.127.11	914.127.11		
6,35	12,7	31,7	73	10				914.627.11	814.627.11
•6,35	12,7	31,7	76,2	10					199.505.11
8	15,8	9,5	50,8	10	714.160.11	814.160.11	914.160.11		
8	15,8	31,7	73	10					814.660.11
9,5	19	11,3	50,8	10	714.190.11	814.190.11	914.190.11		
9,5	19	25	63,5	10			914.191.11		
9,5	19	31,7	73	10				914.690.11	814.690.11
11	22	25,4	63,5	10			914.221.11		
12,7	25,4	16	58,8	10			914.254.11		
12,7	25,4	31,7	73	10				914.754.11	814.754.11
16	31,7	18,5	58,8	10				914.817.11	814.817.11
19,05	38,1	31,7	69,8	10				914.880.11	814.880.11
25,4	50,8	31,7	69,8	10				914.990.11	814.990.11
With top bearing									
6,35	12,7	9,5	50,8	10		814.127.11B			
8	15,8	9,5	50,8	10		814.160.11B			
8	15,8	9,5	50,8	10			914.160.11B		
9,5	19	11,3	50,8	10	714.190.11B				
9,5	19	11,3	50,8	10		814.190.11B			
9,5	19	31,7	73	10					814.690.11B

Spare parts: **990.005.00** M3x3mm TSEI screw
991.056.00 1,5mm hex key

• HWM

199



Spare parts




791.010.00	541.001.00
791.009.00	541.001.00
791.025.00	541.004.00
791.007.00	541.003.00
791.004.00	541.001.00
791.011.00	541.002.00



8/968

HW | α | Z2 | RH

Cut channels for pipes or cables in one single pass using CMT's ball end bits.
Reduce the stress on the bits by cutting a first groove with a straight bit.

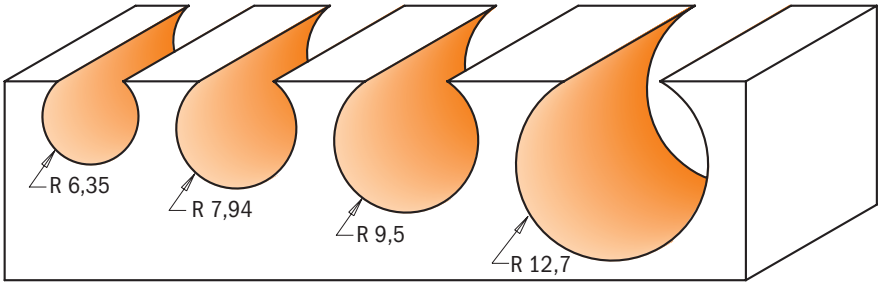

Drawing is 1:1 scale

R mm	D mm	I mm	L mm				ORDER NO. S=Ø8mm	ORDER NO. S=Ø12mm	ORDER NO. S=Ø12,7mm
6,35	12,7	11	57,15	10			968.127.11		868.627.11
7,94	15,88	14,2	60,3	10			968.158.11		868.658.11
9,52	19,05	17,4	63,5	10			968.190.11		868.690.11
12,7	25,4	23,5	70	10				968.754.11	868.754.11

Round Nose Set



814

HWM | HW | α | Z2 | RH

Each of these sets include 3 of the most widely used CMT Round Nose bits. These solid carbide or carbide tipped bits are perfect for sign making, engraving, or adding flutes and veins to doors or drawer fronts. Available in 6,35mm and 12,7mm shanks.

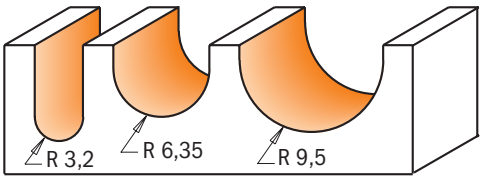

814.001.11

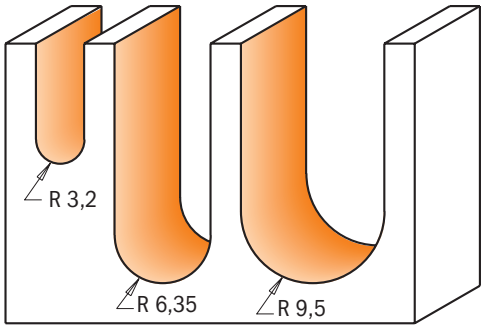

814.501.11

Drawing is 1:1 scale

DESCRIPTION		ORDER NO. S=Ø6,35mm	ORDER NO. S=Ø12,7mm
Round Nose Set	5	814.001.11	814.501.11

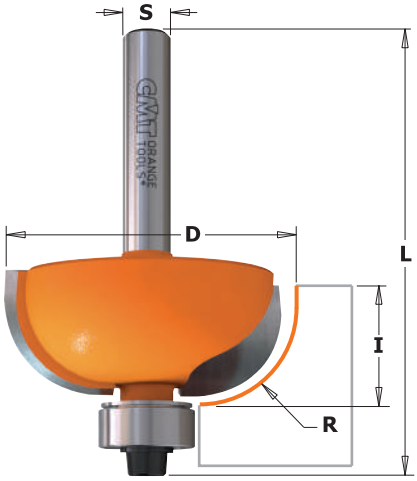

7/8/937

HW | α | Z2 | RH

Make simple or elegant furniture, doors and drawer fonts by adding a final touch with CMT cove bits.
Tips: rounded edges provide a very refined and elegant look.

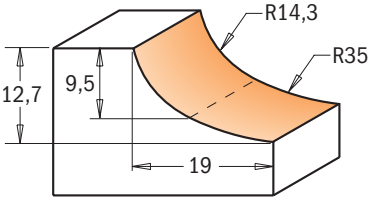

8/937.955.11

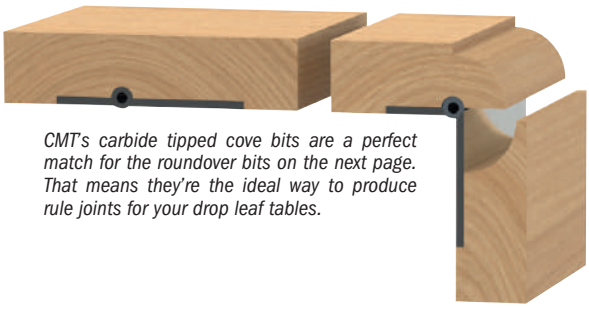

CMT's carbide tipped cove bits are a perfect match for the roundover bits on the next page. That means they're the ideal way to produce rule joints for your drop leaf tables.

Drawing is 1:1 scale

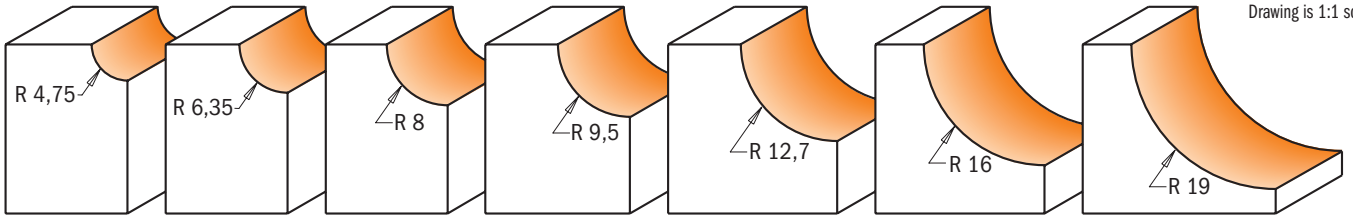

R mm	D mm	I mm	L mm		ORDER NO. S=Ø6mm	ORDER NO. S=Ø6,35mm	ORDER NO. S=Ø8mm	ORDER NO. S=Ø12mm	ORDER NO. S=Ø12,7mm	Spare parts			
4,75	22,2	12,7	54,9	10	**737.190.11**	**837.190.11**	**937.190.11**			990.423.00	791.003.00	990.058.00	991.057.00
4,75	22,2	12,7	61,2	10				**937.690.11**	**837.690.11**	990.423.00	791.003.00	990.058.00	991.057.00
6,35	25,4	12,7	54,9	10	**737.222.11**	**837.222.11**	**937.222.11**			990.423.00	791.003.00	990.058.00	991.057.00
6,35	25,4	12,7	61,2	10				**937.722.11**	**837.722.11**	990.423.00	791.003.00	990.058.00	991.057.00
8	28,7	12,7	54,2	10	**737.254.11**	**837.254.11**	**937.254.11**			990.423.00	791.003.00	990.058.00	991.057.00
8	28,7	12,7	60,5	10				**937.754.11**	**837.754.11**	990.423.00	791.003.00	990.058.00	991.057.00
9,5	31,7	12,7	54,2	10	**737.286.11**	**837.286.11**	**937.286.11**			990.423.00	791.003.00	990.058.00	991.057.00
9,5	31,7	12,7	60,5	10				**937.786.11**	**837.786.11**	990.423.00	791.003.00	990.058.00	991.057.00
12,7	38,1	15,5	57,7	10	**737.350.11**	**837.350.11**	**937.350.11**			990.423.00	791.003.00	990.058.00	991.057.00
12,7	38,1	15,5	64	10				**937.850.11**	**837.850.11**	990.423.00	791.003.00	990.058.00	991.057.00
16	44,5	18,5	67	10				**937.950.11**	**837.950.11**	990.423.00	791.003.00	990.058.00	991.057.00
19	50,8	22,2	70,7	10				**937.951.11**	**837.951.11**	990.423.00	791.003.00	990.058.00	991.057.00
14,3-35	50,8	12,7	61,2	10				**937.955.11**	**837.955.11**	990.423.00	791.003.00	990.058.00	991.057.00

Cove Bit Set



837

HW | α | Z2 | RH

See simple furniture, doors and drawer fronts transform into elegant pieces by giving them a final touch with a CMT Cove Bit.
Available with 6,35mm-12,7mm shank and cove radii from 6,35mm - 9,5mm - 12,7mm.

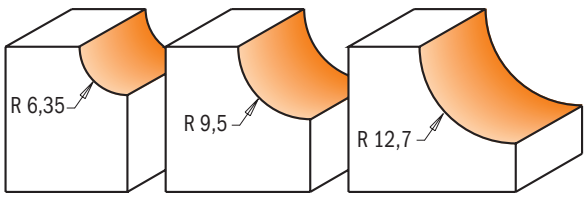

Drawing is 1:1 scale

Description		ORDER NO. S=Ø6,35mm	ORDER NO. S=Ø12,7mm
Cove Bit Set	5	**837.001.11**	**837.501.11**

Cavetto Edge Mould Bits

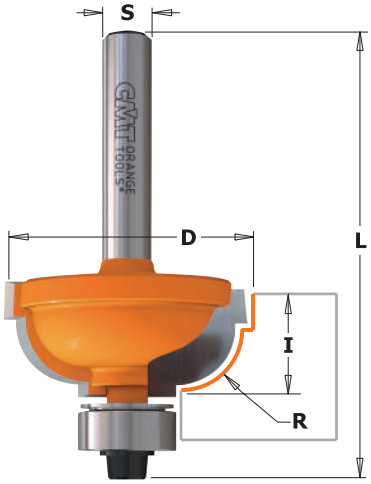

7/8/963 - 7/8/964

HW | α | Z2 | RH

The cavetto bit cuts beautiful, traditional profiles, but you may also use just a portion of the bit to cut a more simple and cleaner cove edge.

SAFETY TIPS: poor assembly may lead to unscrewing and loss of the bearing during operation.

SHOP TIPS: after resharpening, replace bearing as follow:
791.002.00 (Ø9,5mm) with undersized bearing **791.062.00** (Ø9,3mm)
791.003.00 (Ø12,7mm) with undersided bearing **791.063.00** (Ø12,5mm)

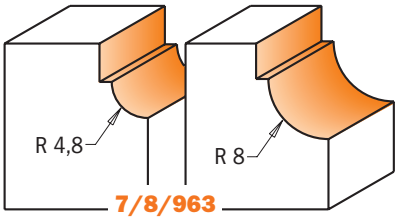

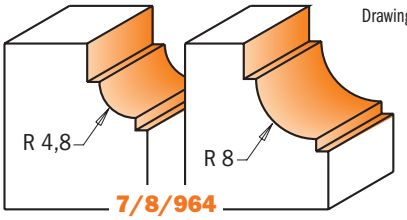

Drawing is 1:1 scale

R mm	D mm	I mm	L mm		ORDER NO. S=Ø6mm	ORDER NO. S=Ø6,35mm	ORDER NO. S=Ø8mm	ORDER NO. S=Ø12mm	ORDER NO. S=Ø12,7mm
4,8	25,4	11,5	54,6	10	**763.048.11**	**863.048.11**	**963.048.11**		
4,8	25,4	11,5	60,9	10				**963.548.11**	**863.548.11**
8	31,7	14,3	56,9	10	**763.080.11**	**863.080.11**	**963.080.11**		
8	31,7	14,3	63	10				**963.580.11**	**863.580.11**
4,8	25,4	11,5	52,8	10	**764.048.11**	**864.048.11**	**964.048.11**		
4,8	25,4	11,5	59,1	10				**964.548.11**	**864.548.11**
8	31,7	14,3	55,1	10	**764.080.11**	**864.080.11**	**964.080.11**		
8	31,7	14,3	61	10				**964.580.11**	**864.580.11**

Spare parts

990.423.00	791.003.00	990.058.00	991.057.00
990.423.00	791.003.00	990.058.00	991.057.00
990.423.00	791.003.00	990.058.00	991.057.00
990.423.00	791.003.00	990.058.00	991.057.00
990.422.00	791.002.00	990.058.00	991.057.00
990.422.00	791.002.00	990.058.00	991.057.00
990.422.00	791.002.00	990.058.00	991.057.00
990.422.00	791.002.00	990.058.00	991.057.00

Ovolo Bits

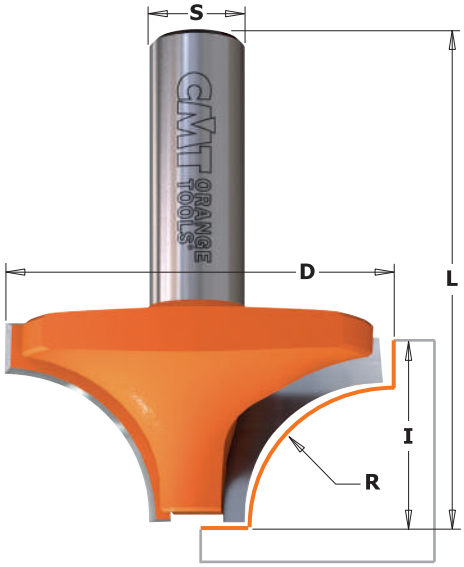

7/8/927

HW | α | Z2 | RH

The perfect bit for furniture makers, the CMT ovolo allows you to make beautiful beadwork, edgework and veins as well as a wide variety of single and double bead profiles and roundovers.

SAFETY TIPS: pay particular attention to never rush the job when using a large profile bit. Mill pieces with a fence mounted on the work table to ensure maximum protection.

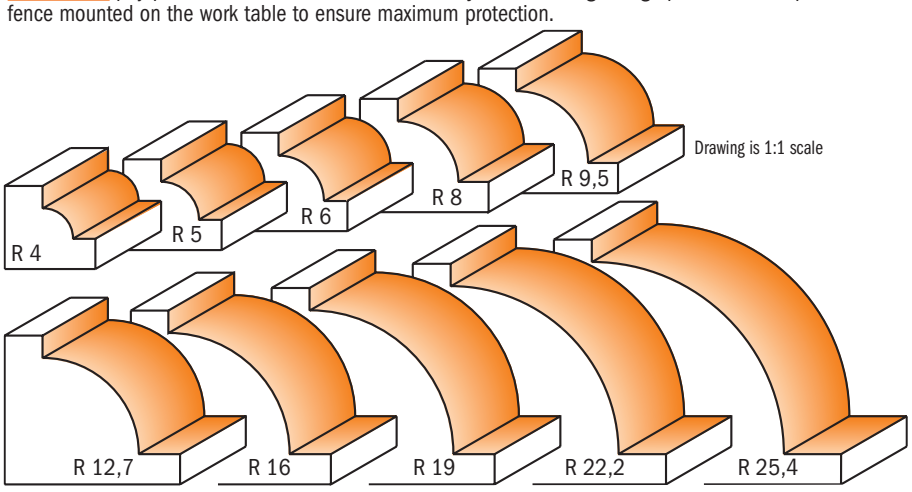

Drawing is 1:1 scale

R mm	D mm	I mm	L mm		ORDER NO. S=Ø6mm	ORDER NO. S=Ø6,35mm	ORDER NO. S=Ø8mm	ORDER NO. S=Ø12mm	ORDER NO. S=Ø12,7mm
4	19	12	43,8	10	**727.040.11**		**927.040.11**		
5	21	12	43,8	10	**727.050.11**	**827.050.11**	**927.050.11**		
6	23	12	43,8	10	**727.060.11**	**827.060.11**	**927.060.11**		
6	23	12	50,1	10					**827.560.11**
8	28,7	12,7	44,5	10	**727.080.11**		**927.080.11**		
9,5	31,7	15,8	47,6	10	**727.095.11**	**827.095.11**	**927.095.11**		
9,5	31,7	15,8	54	10				**927.595.11**	**827.595.11**
12,7	38,1	19	50,8	10		**827.127.11**			
12,7	38,1	19	57,1	10				**927.627.11**	**827.627.11**
16	44,5	22,2	60,3	10				**927.660.11**	**827.660.11**
19	50,8	25,4	63,5	10				**927.690.11**	**827.690.11**
22,2	57,1	28,5	66,6	5				**927.722.11**	**827.722.11**
25,4	63,5	33,3	71,4	5				**927.754.11**	**827.754.11**

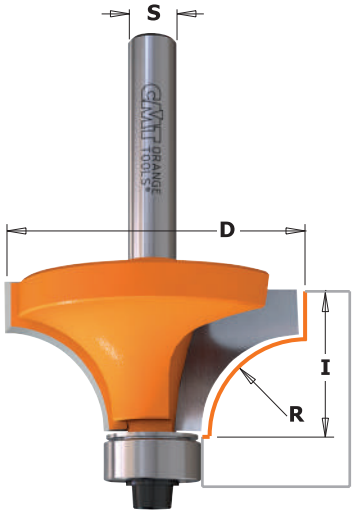

7/8/939

If you want to create a delicate inset at the base of the cut of a roundover profile, simply switch the bearing normally used for making profiles **7/8/938** (listed on the following page) to the undersized one listed below **(791.002.00)**.

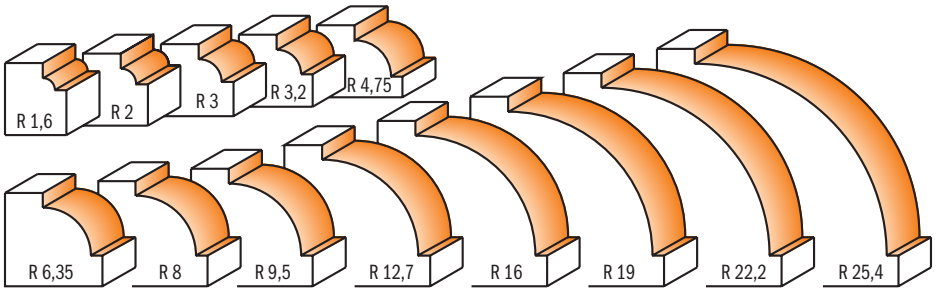

Drawing is 1:1 scale

R mm	D mm	I mm		ORDER NO. S=Ø6mm	ORDER NO. S=Ø6,35mm	ORDER NO. S=Ø8mm	ORDER NO. S=Ø12mm	ORDER NO. S=Ø12,7mm
1,6	15,9	12,7	10	**739.160.11**	**839.160.11**	**939.160.11**		
2	16,7	12,7	10			**939.167.11**		
3	18,7	12,7	10			**939.187.11**		
3,2	19,1	12,7	10	**739.190.11**	**839.190.11**	**939.190.11**		
4,75	22,2	12,7	10	**739.222.11**	**839.222.11**	**939.222.11**		
6,35	25,4	12,7	10	**739.254.11**	**839.254.11**	**939.254.11**	**939.754.11**	**839.754.11**
8	28,6	12,7	10	**739.285.11**	**839.285.11**	**939.285.11**		
9,5	31,7	16	10	**739.317.11**	**839.317.11**	**939.317.11**	**939.817.11**	**839.817.11**
12,7	38,1	19	10	**739.380.11**	**839.380.11**	**939.380.11**	**939.880.11**	**839.880.11**
16	44,5	22	10		**839.445.11**	**939.445.11**	**939.945.11**	**839.945.11**
19	50,8	25,4	10				**939.990.11**	**839.990.11**
22,2	57,1	28,5	5				**939.991.11**	**839.991.11**
25,4	63,5	33,3	5				**939.992.11***	**839.992.11***

Spare parts

990.422.00	791.002.00	990.058.00	991.057.00
990.422.00	791.002.00	990.058.00	991.057.00
990.422.00	791.002.00	990.058.00	991.057.00
990.422.00	791.002.00	990.058.00	991.057.00
990.422.00	791.002.00	990.058.00	991.057.00
990.422.00	791.002.00	990.058.00	991.057.00
990.422.00	791.002.00	990.058.00	991.057.00
990.422.00	791.002.00	990.058.00	991.057.00
990.422.00	791.002.00	990.058.00	991.057.00
990.422.00	791.002.00	990.058.00	991.057.00
990.422.00	791.002.00	990.058.00	991.057.00
990.422.00	791.002.00	990.058.00	991.057.00
990.422.00	791.002.00	990.058.00	991.057.00

***For use on router tables only.**



Roundover Bits with Insert Knives

661.11

Roundover bits with two replaceable knives fixed by special TORX® screws. The blades are profiled on 2 sides and increase the efficiency of your work with laminates and chipboard, as well as hard and soft woods. For use on portable routers.

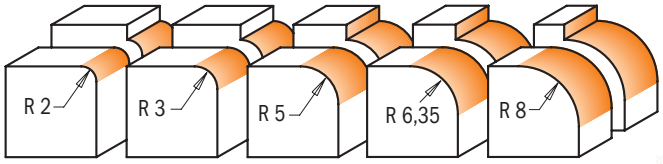

Drawing is 1:1 scale

SAFETY TIPS:



The **TW-006** Torque Screwdriver is recommended for the proper fastening of screws (see page 406).

CORRECT KNIFE POSITIONING

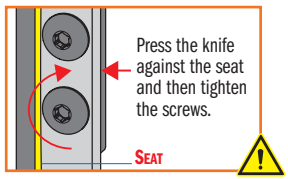

661.41



Optional

R=1mm	790.010.04
R=1,5mm	790.015.04
R=2mm	790.020.04
R=3mm	790.030.04

R mm	D mm	I mm	L mm		ORDER NO. S=Ø6,35mm	ORDER NO. S=Ø8mm	ORDER NO S=Ø12,7mm
2	27		57,5	10	**661.021.41**	**661.020.41**	
3	27		57,5	10	**661.031.41**	**661.030.41**	
5	28,8	19,5	64	10	**661.051.11**	**661.050.11**	
6,35	28,5	24	67	10	**661.064.11**	**661.063.11**	
8	31,8	24	67	10		**661.080.11**	
8	31,8	24	77	10			**661.581.11**

Spare parts

	790.020.04	990.078.00	991.061.00	791.003.00
	790.030.04	990.078.00	991.061.00	791.003.00
790.050.00		990.076.00	991.061.00	791.007.00
790.064.00		990.076.00	991.061.00	791.006.00
790.080.00		990.075.00	991.061.00	791.006.00
790.080.00		990.075.00	991.061.00	791.006.00

Spare parts

990.400.00 M3 shield
990.051.00 M3x6mm TCEI screw
991.062.00 2,5mm hex key

990.410.00 M4 shield
990.052.00 M4x6mm TCEI screw
991.067.00 3mm hex key

990.423.00 Shield for 12,7mm bearing
990.058.00 1/8"x3/8"x1/2" TCEI screw
991.057.00 3/32" hex key

®Brand names mentioned in CMT products are the property of their respective owners (see back cover)

www.dahm.no

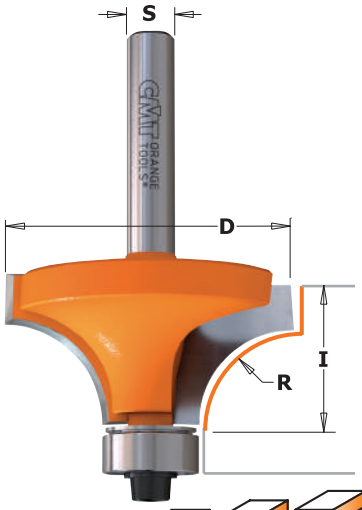

7/8/938

HW | α | Z2 | RH

All CMT roundover bits provide a wide variety of profiles to create beautiful decorative edgework on furniture or boats. Lower the bit to expose the straight part of the cutting edge in this way you can apply a decorative edge to tables, shelves and beams.

Shop Tips: use the 1.6mm radius roundover bit for finishing laminates.
A simple height adjustment helps save time on finishing.

Safety Tips: use caution when working with large diameter bits and make more than one pass to gradually remove stock.

Shop tips: after resharpening, replace bearing 791.003.11 (Ø12,7mm) with undersized bearing **791.063.00** (Ø12,5mm)

Spare parts
Steel 791.003.00 | DELRIN® 791.044.00

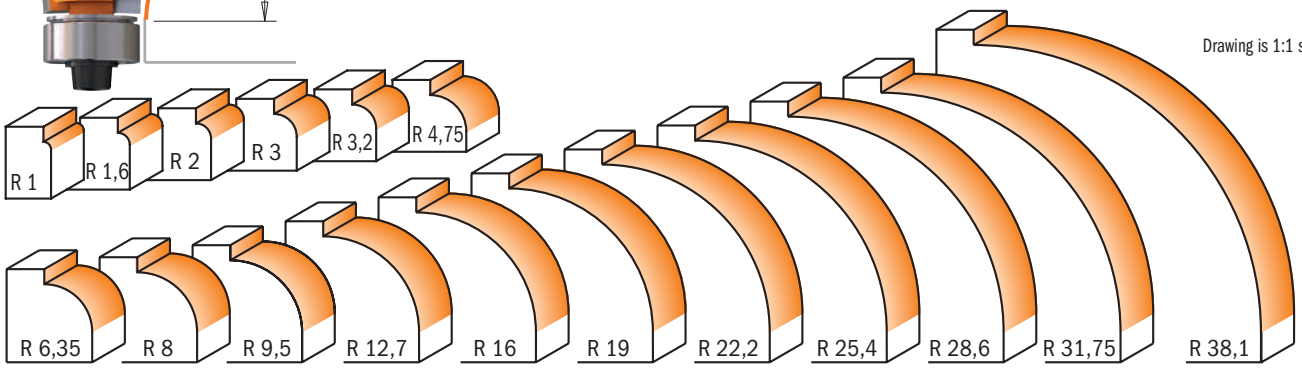

R mm	D mm	I mm		ORDER NO. S=Ø6mm	ORDER NO. S=Ø6,35mm	ORDER NO. S=Ø8mm	ORDER NO. S=Ø12mm	ORDER NO. S=Ø12,7mm	Spare parts			
1	14,7	10	10		838.147.11	938.147.11			990.422.00	791.044.00	990.058.00	991.057.00
1,6	15,9	12,7	10	738.160.11	838.160.11	938.160.11			990.423.00	791.003.00	990.058.00	991.057.00
2	16,7	12,7	10	738.167.11°		938.167.11°			990.422.00	791.044.00	990.058.00	991.057.00
2	16,7	12,7	10		838.167.11				990.423.00	791.003.00	990.058.00	991.057.00
3	18,7	12,7	10	738.187.11°		938.187.11°			990.422.00	791.044.00	990.058.00	991.057.00
3	18,7	12,7	10		838.187.11				990.423.00	791.003.00	990.058.00	991.057.00
3,2	19,1	12,7	10	738.190.11	838.190.11	938.190.11			990.423.00	791.003.00	990.058.00	991.057.00
4,75	22,2	12,7	10	738.222.11	838.222.11	938.222.11			990.423.00	791.003.00	990.058.00	991.057.00
6,35	25,4	12,7	10	738.254.11	838.254.11	938.254.11	938.754.11	838.754.11	990.423.00	791.003.00	990.058.00	991.057.00
8	28,6	12,7	10	738.285.11	838.285.11	938.285.11			990.423.00	791.003.00	990.058.00	991.057.00
9,5	31,7	16	10	738.317.11	838.317.11	938.317.11	938.817.11	838.817.11	990.423.00	791.003.00	990.058.00	991.057.00
12,7	38,1	19	10	738.380.11	838.380.11	938.380.11	938.880.11	838.880.11	990.423.00	791.003.00	990.058.00	991.057.00
16	44,5	22	10		838.445.11	938.445.11	938.945.11	838.945.11	990.423.00	791.003.00	990.058.00	991.057.00
19	50,8	25,4	10				938.990.11	838.990.11	990.423.00	791.003.00	990.058.00	991.057.00
22,2	57,1	28,5	5				938.991.11	838.991.11	990.423.00	791.003.00	990.058.00	991.057.00
25,4	63,5	33,3	5				938.992.11*	838.992.11*	990.423.00	791.003.00	990.058.00	991.057.00
28,6	76,2	38,1	5				938.993.11*	838.993.11*	990.425.00	791.004.00	990.058.00	991.057.00
31,75	82,5	44,4	5				938.994.11*	838.994.11*	990.425.00	791.004.00	990.058.00	991.057.00
38,1	88,9	44,4	5				938.996.11*	838.996.11*	990.423.00	791.003.00	990.058.00	991.057.00

Spare parts: **541.550.00** 1,6mm spacers (8/938.993.11 and 8/938.994.11)

***For use on router tables only**

°791.044.00 DELRIN® Bearing



Roundover Set

838

HW | α | Z2 | RH

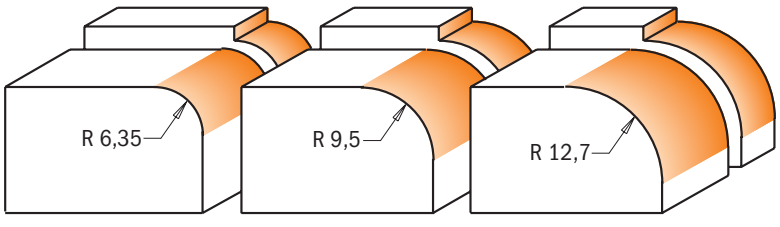

Description		ORDER NO. S=Ø6,35mm	ORDER NO. S=Ø12,7mm
Roundover set	5	838.001.11	838.501.11

CMT's roundover sets give you the maximum flexibility for all of your projects by putting the most requested diameters in one package. Available in 12,7mm and 6,35mm shanks. Roundover radii are 6,35mm, 9,5mm and 12,7mm. These versatile bits are always in demand - the simple clean lines of a smooth roundover edge can be used in a wide variety of applications from picture frames to table and counter tops.

®Brand names mentioned in CMT products are the property of their respective owners (see back cover)

www.dahm.no

DP - Corner Rounding Router Bits for composites and laminates

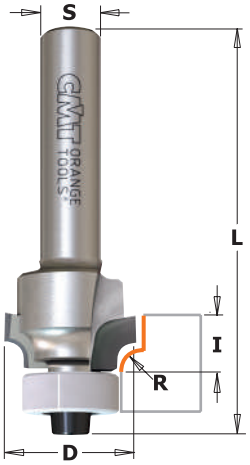

938 XTREME

PCD DP | α | Z2 | RH | 40X LONGER LIFE THAN CARBIDE

These new super duty DP (polycrystalline diamond) bits represent the ultimate in the extensive line of CMT rounding over bits. These bits save you both time and money, as they last 40 times longer than conventional bits. Work a wide variety of tough, abrasive materials including composites, particleboard, MDF (both raw or with melamine), veneer and hardwoods.

Excellent for Corner Rounding:
- Aluminum
- Aluminum Composites
- Aluminum Composite Material (ACM)
- Composites
- Composite Panels
- Custom Composite Materials
- Fiberglass
- Fiberglass PCB Board
- Fiberglass Reinforced Composites
- Fiber-Reinforced Urethane
- Fiber-Reinforced Structural Foam Floors
- Hard and Soft Wood
- Lightweight Composites
- MDF
- Plastic

Benefits of Diamond Technology
- Harder cutting edge provides higher resistance to wear
- Cut thousands of meters more than carbide without changing tool, saving setup time
- Optimized machine tool efficiency
- Quality of finish is often significantly improved

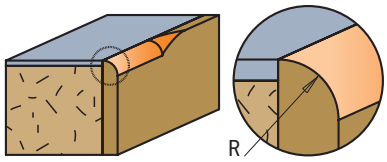

R mm	D mm	I mm				ORDER NO. S=Ø8mm		
2	16,7	8	10			**938.167.61**		
3	18,7	8	10			**938.187.61**		

Spare parts

990.422.00	791.044.00	990.058.00	991.057.00
990.422.00	791.044.00	990.058.00	991.057.00

791.044.00 DELRIN® bearing

Decorative Ogee Bits

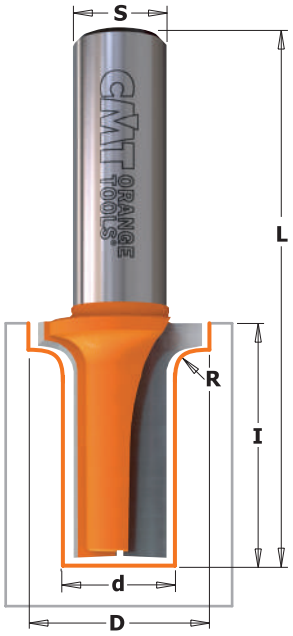

8/965.905



8/965.903
8/965.904

8/965.9

HW | α | Z2 | RH

Enhance your doors and drawer fronts and leave your visitors amazed! The cutting edges on these ogee bits are carbide-tipped for effective, smooth and eye-catching work.

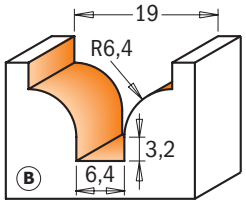

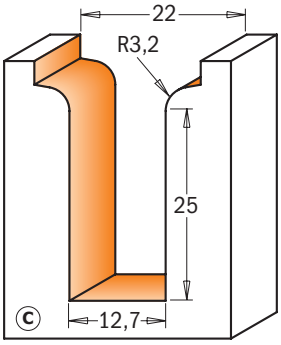

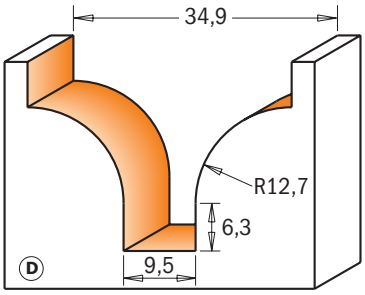

Drawing is 1:1 scale

D mm	d mm	R mm	I mm	L mm	PROFILE				ORDER NO. S=Ø12mm	ORDER NO. S=Ø12,7mm
19	6,4	6,4	13	51	B	10			**965.903.11**	**865.903.11**
22	12,7	3,2	31,7	69,8	C	10			**965.905.11**	**865.905.11**
34,9	9,5	12,7	25	65,5	D	10			**965.904.11**	**865.904.11**

®Brand names mentioned in CMT products are the property of their respective owners (see back cover)

www.dahm.no

Decorative Beading Bits

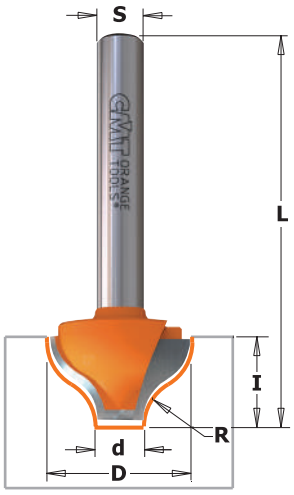

7/8/965

This new CMT bit produces a classic single or double-edged bead. Ideal for creating a marked decorative effect on panel, door and drawer work.

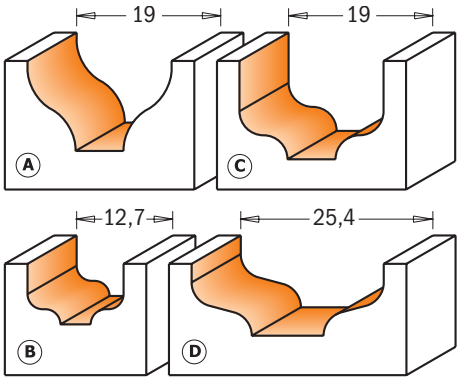

Drawing is 1:1 scale



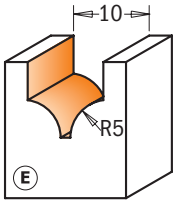

Drawing is 1:1 scale

D mm	d mm	R mm	I mm	L mm	Profile		ORDER NO. S=Ø6mm	ORDER NO. S=Ø6,35mm	ORDER NO. S=Ø8mm	ORDER NO. S=Ø12mm	ORDER NO. S=Ø12,7mm
19	6,35	6,4	11	50,8	A	10	**765.001.11**	**865.001.11**	**965.001.11**	**965.501.11**	**865.501.11**
12,7	4	2	8	51	B	10		**865.002.11**	**965.002.11**		
19	6,35	3,2	13	68	C	10				**965.503.11**	**865.503.11**
25,4	9,5	3,2	9,5	49	D	10				**965.504.11**	**865.504.11**
10	1,3	5	10	50	E	10	**765.402.11**	**865.402.11**	**965.402.11**		

Classical Bead Bits



7/8/965B

This bit equipped with a bearing fixed on the shank gives you even more decorative possibilities such as inlays and groove work on furniture panels, vitrines, and drawer fronts. A wide flat bottom cut and positioning just above the wood surface, lets you see the results immediately.

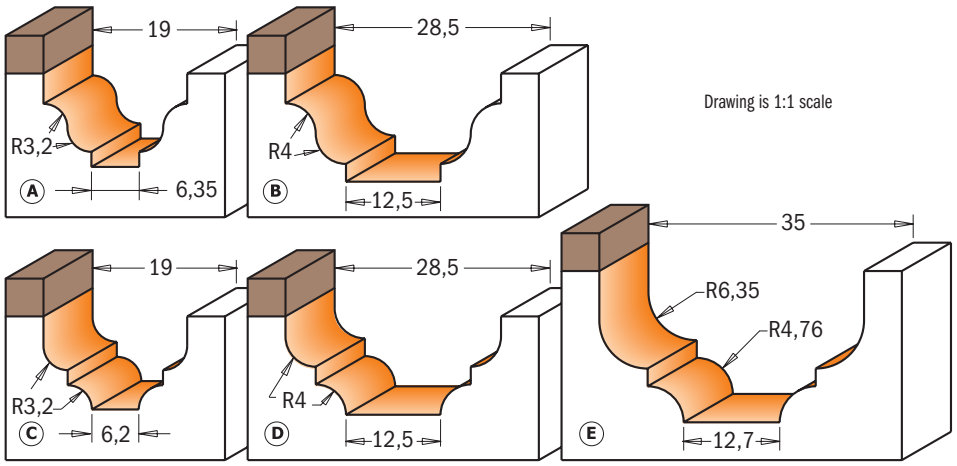

Drawing is 1:1 scale

D mm	R mm	I mm	L mm	Profile		ORDER NO S=Ø6mm	ORDER NO S=Ø6,35mm	ORDER NO S=Ø8mm	ORDER NO S=Ø12mm	ORDER NO S=Ø12,7mm
19	3,2	12,3	54	A	10	**765.201.11B**				
19	3,2	12,3	54	A	10		**865.201.11B**			
28,6	4	14,3	58,8	B	10			**965.202.11B**		
28,6	4	14,3	58,8	B	10				**965.702.11B**	
28,6	4	14,3	58,8	B	10					**865.702.11B**
19	3,2	12,3	54	C	10	**765.301.11B**				
19	3,2	12,3	54	C	10		**865.301.11B**			
28,6	4	13,3	58	D	10			**965.302.11B**		**865.802.11B**
28,6	4	13,3	58	D	10				**965.802.11B**	
34,9	4,76 - 6,35	18,5	66,1	E	10			**965.303.11B**		
34,9	4,76 - 6,35	18,5	66,1	E	10				**865.803.11B**	

Spare parts

791.007.00	541.003.00	991.056.00
791.004.00	541.001.00	991.056.00
791.027.00	541.002.00	991.056.00
791.027.00	541.005.00	991.056.00
791.027.00	541.002.00	991.056.00
791.007.00	541.003.00	991.056.00
791.004.00	541.001.00	991.056.00
791.027.00	541.002.00	991.056.00
791.027.00	541.005.00	991.056.00
791.031.00	541.004.00	991.056.00
791.029.00	541.002.00	991.056.00

Spare parts: **990.005.00** M3x3mm TSEI screw

www.dahm.no

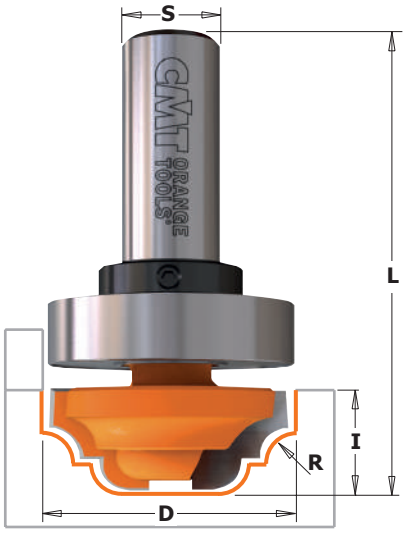

7/8/948B

HW α Z2 RH

You will never run out of ideas with this creative bit. Add a classic touch to any edge or highlight door fronts and panels with decorative layered effects.

SHOP TIPS: for even more options, try the CMT plunge ogee with bearing for precision profiling. The bearing guarantees excellent decorative edgework.

7/8/948



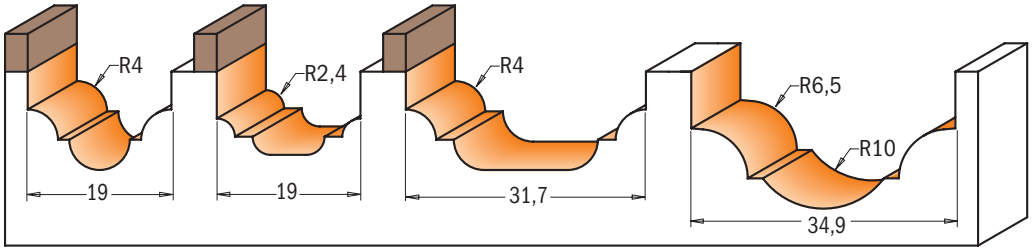

Drawing is 1:1 scale

D mm	R mm	I mm	L mm		ORDER NO S=Ø6mm	ORDER NO S=Ø6,35mm	ORDER NO S=Ø8mm	ORDER NO S=Ø12mm	ORDER NO S=Ø12,7mm
19	4	13	51,1	10	**748.190.11**	**848.190.11**	**948.190.11**		
19	2,4	12	53	10	**748.191.11**	**848.191.11**	**948.191.11**		
31,7	4	13	58	10			**948.317.11**	**948.817.11**	**848.817.11**
34,9	6,5-10	18	68	10				**948.850.11**	**848.850.11**
With top bearing									
19	4	13	51,1	10	**748.190.11B**				
19	4	13	51,1	10		**848.190.11B**			
19	2,4	12	53	10	**748.191.11B**				
19	2,4	12	53	10		**848.191.11B**			
31,7	4	13	58	10			**948.317.11B**		
31,7	4	13	58	10				**948.817.11B**	
31,7	4	13	58	10					**848.817.11B**

Spare parts

791.007.00	541.003.00	991.056.00
791.004.00	541.001.00	991.056.00
791.007.00	541.003.00	991.056.00
791.004.00	541.001.00	991.056.00
791.015.00	541.002.00	991.056.00
791.015.00	541.005.00	991.056.00
791.015.00	541.002.00	991.056.00

Spare parts: **990.005.00** M3x3mm TSEI screw



Decorative Ogee Bits

7/8/965.1

HW α Z2 RH

This new CMT bit produces a classic single or double edged bead.
Ideal for creating a marked decorative effect on panel, door and drawer work.

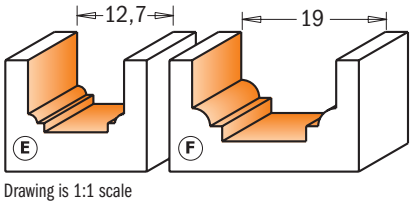

Drawing is 1:1 scale

D mm	d mm	R mm	I mm	L mm	PROFILE		ORDER NO. S=Ø6mm	ORDER NO. S=Ø6,35mm	ORDER NO. S=Ø8mm		
12,7	8,4	1,2	12,7	50,8	E	10	**765.101.11**	**865.101.11**	**965.101.11**		
19	11,1	2,4	11	50,8	F	10	**765.102.11**	**865.102.11**	**965.102.11**		

Roman Ogee Bits



HW α Z2 RH

The roman ogee may be the most popular edge treatment in woodworking, and it is certainly one of the most beautiful and varied in classic design.

SHOP TIPS: given the complexity of this kind of machining, for best results, multiple passes are recommended.

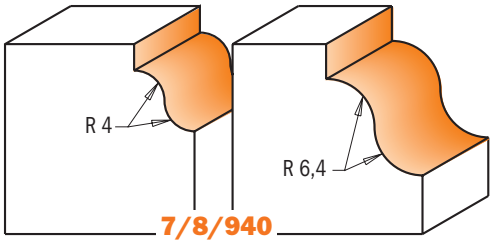

Drawing is 1:1 scale



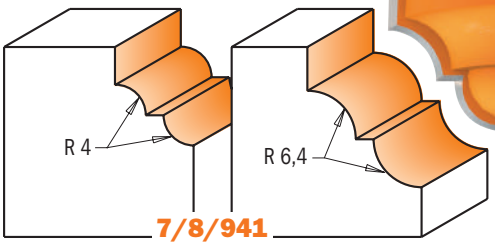

An extra horizontal cutting edge provides refined style and elegance to these tradizional profiles **7/8/940**.

SHOP TIPS: for best results, multiple passes are recommended.

R mm	D mm	I mm		ORDER NO. S=Ø6mm	ORDER NO. S=Ø6,35mm	ORDER NO. S=Ø8mm	ORDER NO. S=Ø12mm	ORDER NO. S=Ø12,7mm	Spare parts			
4	28,7	11,5	10	740.270.11	840.270.11	940.270.11	940.770.11	840.770.11	990.423.00	791.003.00	990.058.00	991.057.00
6,4	38,1	17,3	10	740.350.11	840.350.11	940.350.11	940.850.11	840.850.11	990.423.00	791.003.00	990.058.00	991.057.00
4	33,4	13	10	741.285.11	841.285.11	941.285.11	941.785.11	841.785.11	990.423.00	791.003.00	990.058.00	991.057.00
6,4	42,8	18,5	10	741.380.11	841.380.11	941.380.11	941.880.11	841.880.11	990.423.00	791.003.00	990.058.00	991.057.00

SHOP TIPS: after resharpening, replace bearing 791.003.11 (Ø12,7mm) with undersized bearing **791.063.00** (Ø12,5mm)

Classical Ogee Bits

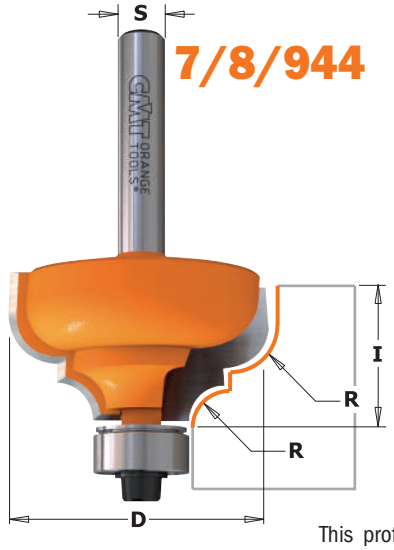

HW α Z2 RH

CMT's classical ogee bits feature an inverted ogee profile, with the concave edge adjacent to the upper surface of the workpiece. A vertical bead was added to separate the curves and creates an attractrive detail.

SHOP TIPS: this type of machining can be very challenging, for best results, multiple passes are recommended.

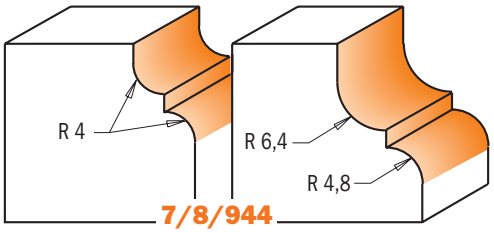

Drawing is 1:1 scale

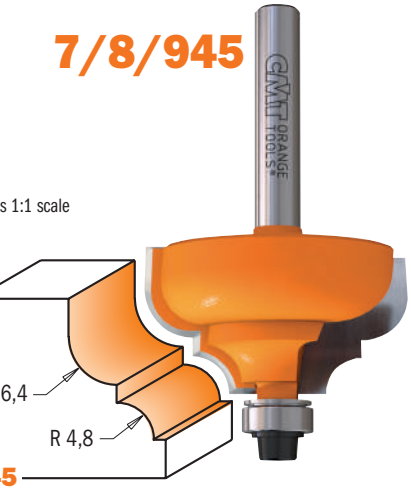

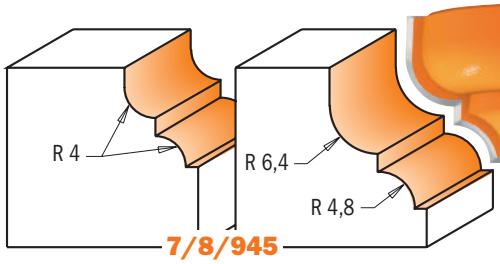

This profile includes a horizontal bead along the bottom of the profile adding a decorative detail to the traditional ogee design.

SHOP TIPS: for best results, multiple passes are recommended.

R mm	D mm	I mm		ORDER NO. S=Ø6mm	ORDER NO. S=Ø6,35mm	ORDER NO. S=Ø8mm	ORDER NO. S=Ø12mm	ORDER NO. S=Ø12,7mm	Spare parts			
4	28,7	13	10	744.287.11	844.287.11	944.287.11	944.787.11	844.787.11	990.423.00	791.003.00	990.058.00	991.057.00
6,4-4,8	35	18,5	10	744.350.11	844.350.11	944.350.11	944.850.11	844.850.11	990.423.00	791.003.00	990.058.00	991.057.00
4	28,7	13	10	745.287.11	845.287.11	945.287.11	945.787.11	845.787.11	990.422.00	791.002.00	990.058.00	991.057.00
6,4-4,8	35	18,5	10	745.350.11	845.350.11	945.350.11	945.850.11	845.850.11	990.422.00	791.002.00	990.058.00	991.057.00

SHOP TIPS: after resharpening, replace bearing as follow:
791.002.00 (Ø9,5mm) with undersized bearing **791.062.00** (Ø9,3mm)
791.003.00 (Ø12,7mm) with undersized bearing **791.063.00** (Ø12,5mm)

Ogee with Fillet Bits



The new decorative possibilties with this bit are endless. Every bit is composed of the highest quality tungsten carbide and protected with our orange trademarked P.T.F.E. coating.

SHOP TIPS: this type of machining can be very challenging, for best results, multiple passes are recommended.

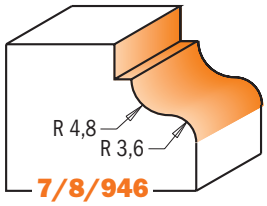

Drawing is 1:1 scale

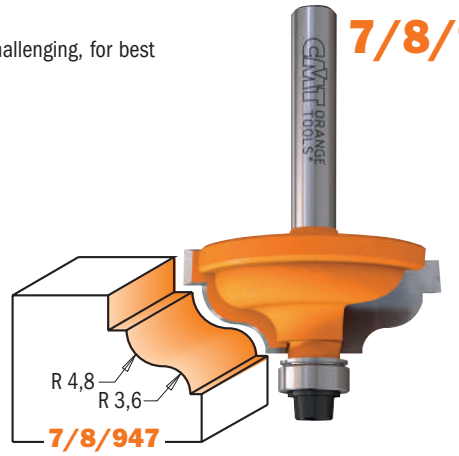

R mm	D mm	I mm		ORDER NO. S=Ø6mm	ORDER NO. S=Ø6,35mm	ORDER NO. S=Ø8mm	ORDER NO. S=Ø12mm	ORDER NO. S=Ø12,7mm
4,8-3,6	34,2	13	10	**746.325.11**	**846.325.11**	**946.325.11**	**946.825.11**	**846.825.11**
4,8-3,6	34,2	13	10	**747.325.11**	**847.325.11**	**947.325.11**	**947.825.11**	**847.825.11**

Spare parts

990.423.00	791.003.00	990.058.00	991.057.00
990.423.00	791.003.00	990.058.00	991.057.00

SHOP TIPS: after resharpening, replace bearing as follow:
791.002.00 (Ø9,5mm) with undersized bearing **791.062.00** (Ø9,3mm)
791.003.00 (Ø12,7mm) with undersized bearing **791.063.00** (Ø12,5mm)

Ogee Bits



These profiles are the mirror image of the traditional roman ogee. They add sharp defining details to the edges of cabinets and furniture, before rolling into a smooth convex shape.

SHOP TIPS: this type of machining can be very challenging, for best results, multiple passes are recommended.

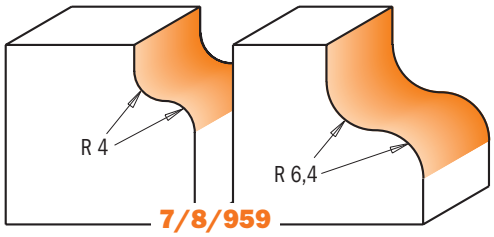

Drawing is 1:1 scale

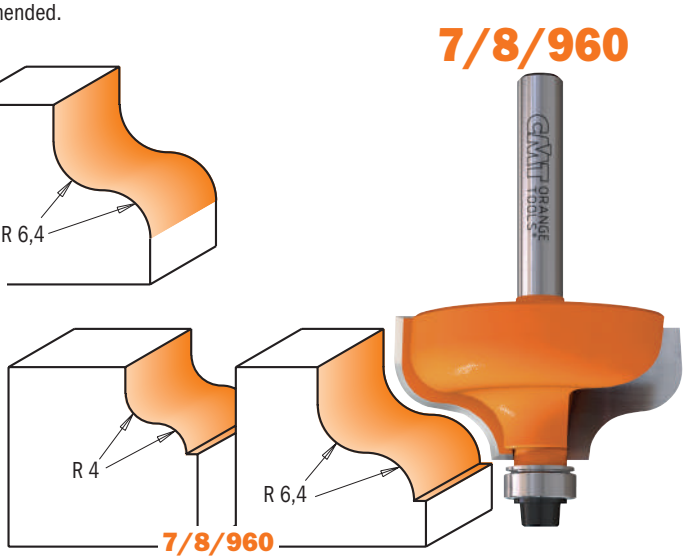

R mm	D mm	I mm		ORDER NO. S=Ø6mm	ORDER NO. S=Ø6,35mm	ORDER NO. S=Ø8mm	ORDER NO. S=Ø12mm	ORDER NO. S=Ø12,7mm
4	28,7	13	10	**759.040.11**	**859.040.11**	**959.040.11**	**959.540.11**	**859.540.11**
6,4	38,1	18	10	**759.064.11**	**859.064.11**	**959.064.11**	**959.564.11**	**859.564.11**
4	28,7	13	10	**760.040.11**	**860.040.11**	**960.040.11**	**960.540.11**	**860.540.11**
6,4	38,1	18	10	**760.064.11**	**860.064.11**	**960.064.11**	**960.564.11**	**860.564.11**

Spare parts

990.423.00	791.003.00	990.058.00	991.057.00
990.423.00	791.003.00	990.058.00	991.057.00
990.422.00	791.002.00	990.058.00	991.057.00
990.422.00	791.002.00	990.058.00	991.057.00

SHOP TIPS: after resharpening, replace bearing as follow:
791.002.00 (Ø9,5mm) with undersized bearing **791.062.00** (Ø9,3mm)
791.003.00 (Ø12,7mm) with undersized bearing **791.063.00** (Ø12,5mm)



8/900.623

HW Z2 RH

These CMT bits are ideal for making attractive edgework! Create a double 4,76mm (3/16") roundover profile, a double 45° bevel or even a mixed profile on your wood panels easily and in a cost-effective way! Interchangeable shims are included to allow for different stock thicknesses according to the board.
To be used on table-mounted routers. Do not use these bits with hand-held power tools.

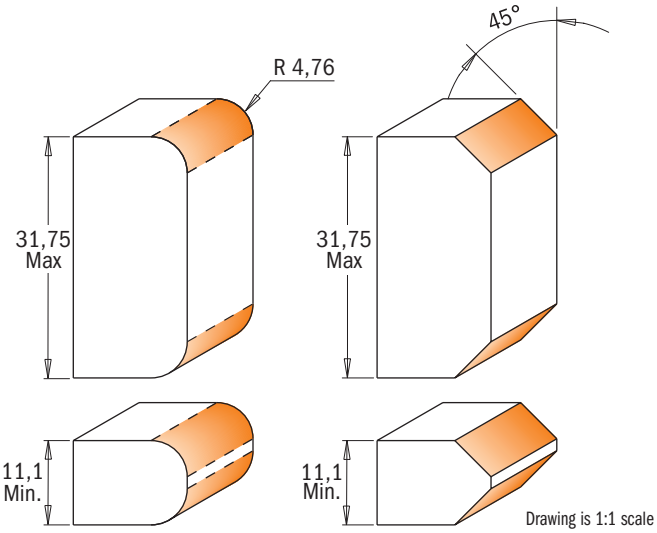

Drawing is 1:1 scale

D mm	T1 mm	R mm	A	L mm		ORDER NO. S=Ø12mm	ORDER NO. S=Ø12,7mm
38,1	11,1 - 31,75	4,76	45°	100	10	**900.623.11**	
38,1	11,1 - 31,75	4,76	45°	100	10		**800.623.11**

Spare parts

		45° R	R 45°	
924.137.00	791.037.00	822.029.11	822.030.11	990.020.00
824.137.00	791.037.00	822.029.11	822.030.11	990.020.00

Spare parts: **541.500.00** 3mm spacer
541.515.00 0,1mm spacer
541.517.00 0,5mm spacer
541.518.00 1mm spacer
541.519.00 5,8mm spacer

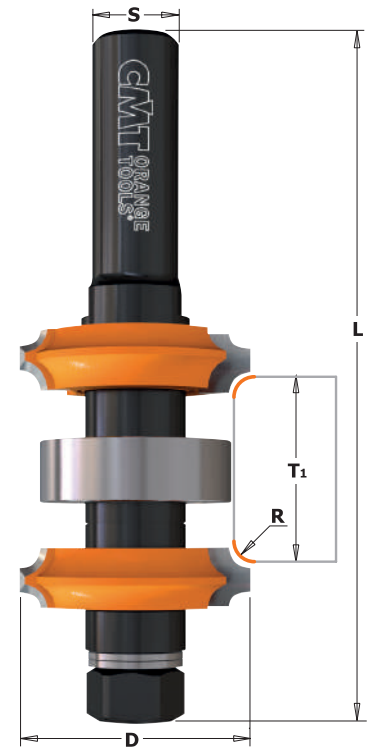

Adjustable Double Roundover Router Bits

8/900.622

HW Z2 RH

Create awesome furnishing decorations with these new CMT bits! They provide a double 2mm (5/64") and 3mm (1/8") roundover profile on your wood panels easily and in a cost-effective way! To be used on table-mounted routers. Do not use these bits with hand-held power tools. Router tables only.

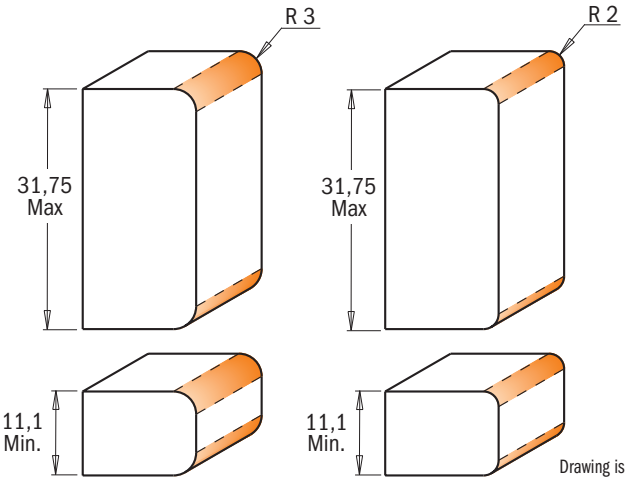

Drawing is 1:1 scale

D mm	T1 mm	R mm	L mm		ORDER NO. S=Ø12mm	ORDER NO. S=Ø12,7mm
34	11,1 - 31,75	3 - 2	100	10	**900.622.11**	
34	11,1 - 31,75	3 - 2	100	10		**800.622.11**

Spare parts

		R2 R3	R3 R2	
924.137.00	791.037.00	822.031.11	822.032.11	990.020.00
824.137.00	791.037.00	822.031.11	822.032.11	990.020.00

Spare parts: **541.500.00** 3mm spacer
541.501.00 4mm spacer
541.515.00 0,1mm spacer
541.516.00 0,3mm spacer
541.518.00 1mm spacer
541.519.00 5,8mm spacer

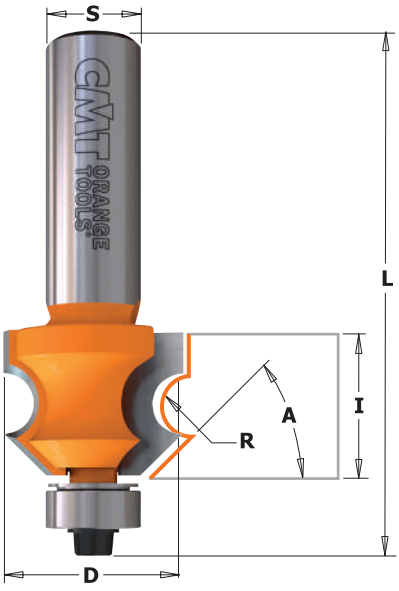

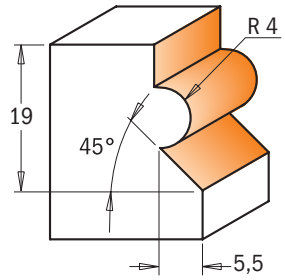

Drawing is 1:1 scale

8/961.6

This new router bit designed for 19mm (3/4") thick stock is perfect for creating wainscots and panels on your walls. Simply create a 6,35mm (1/4") tongue-and-groove interlock with a CMT **8/900.626.11**, then, with two passes mill an attractive traditional beadboard profile with this new bit.
Perfect for cabinets, bookcase backings, ceiling and wall paneling.

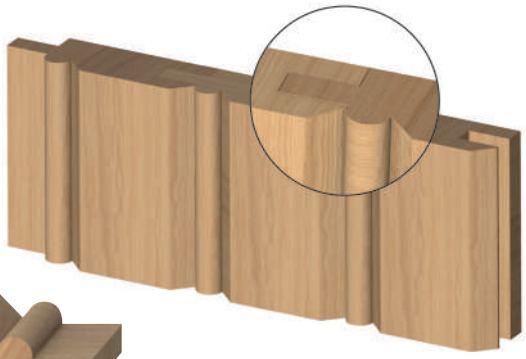



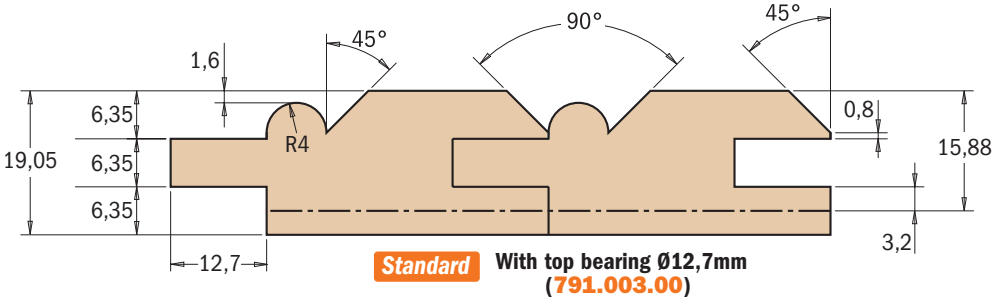

Standard **With top bearing Ø12,7mm (791.003.00)**

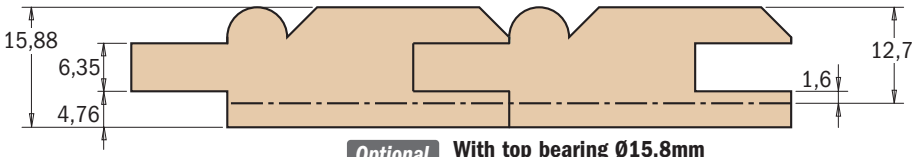

Optional **With top bearing Ø15,8mm (791.018.00)**

D mm	I mm	R mm	A	L mm		ORDER NO. S=Ø12mm	ORDER NO. S=Ø12,7mm
23,8	19,05	4	45°	67,7	10	**961.601.11**	**861.601.11**

Spare parts

990.423.00	791.003.00	990.058.00	991.057.00

SHOP TIPS: after resharpening, replace bearing 791.003.11 (Ø12,7mm) with undersized bearing **791.063.00** (Ø12,5mm)

Corner Beading Bit with 45° Chamfer

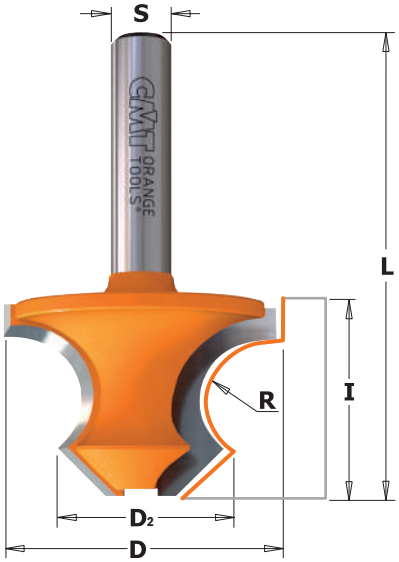

954

An innovative bit to create beautiful edges and corner beads.

SAFETY TIPS: to be used only on CNC machines or router tables equipped with a fence.

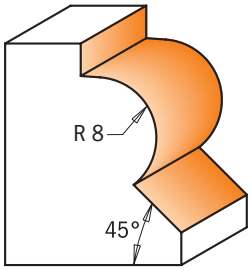

Drawing is 1:1 scale

D mm	D₂ mm	I mm	R mm	L mm		ORDER NO. S=Ø8mm	
36	22	25	8	60	10	**954.080.11**	

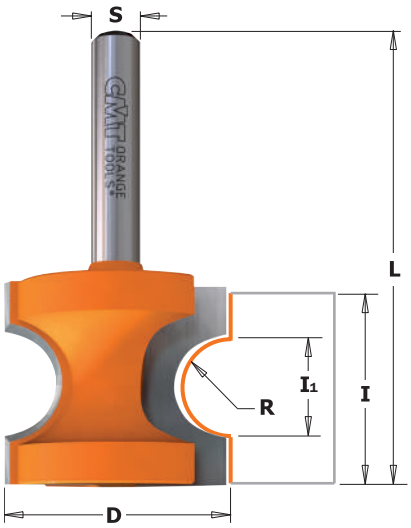

7/8/954

HW Z2 RH

CMT's bull nose bits create elegantly finished edges on stair treads, window sills and shelves in one pass. Add a final touch by using a cutter with a bead diameter wider than the stock thickness.

SAFETY TIPS: to be used only on router tables equipped with a fence except in the case Do not remove the work-piece while the bit is routing.

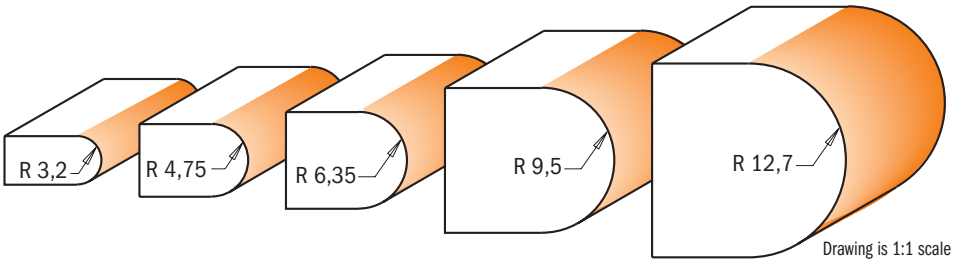

Drawing is 1:1 scale

R mm	D mm	l_1 mm	I mm	L mm		ORDER NO. S=Ø6mm	ORDER NO. S=Ø6,35mm	ORDER NO. S=Ø8mm	ORDER NO. S=Ø12mm	ORDER NO. S=Ø12,7mm
3,2	22,2	6,56	19	50,8	10	**754.002.11**	**854.002.11**	**954.002.11**		
3,2	22,2	6,56	19	57,2	10				**954.502.11**	**854.502.11**
4,75	25,4	9,85	22	54	10	**754.003.11**	**854.003.11**	**954.003.11**		
4,75	25,4	9,85	22	60,4	10				**954.503.11**	**854.503.11**
6,35	28,6	13,15	25,5	57,2	10	**754.004.11**	**854.004.11**	**954.004.11**		
6,35	28,6	13,15	25,5	63,5	10				**954.504.11**	**854.504.11**
9,5	34,9	19,71	35	73	10				**954.507.11**	**854.507.11**
12,7	44,5	26,3	41	79,4	10				**954.509.11**	**854.509.11**

Corner Beading Bits

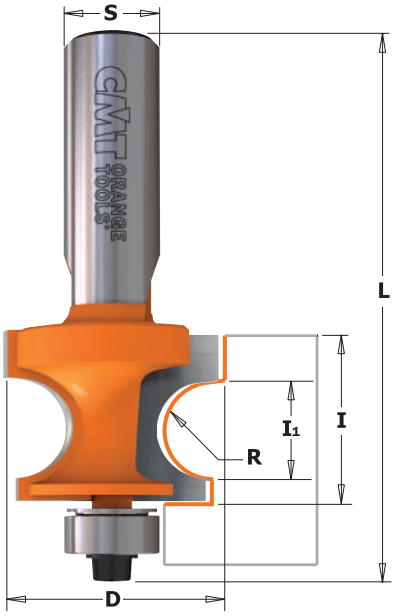

7/8/961

HW Z2 RH

Make beautiful traditional beads and edge beads or turn old beads into new moldings with the new CMT corner beading bits with bearing. Featuring carbide-tipped cutting edges and orange P.T.F.E. non-stick coating, these bits provide excellent results on corner beads. Run the bead twice to form a complete corner bead.

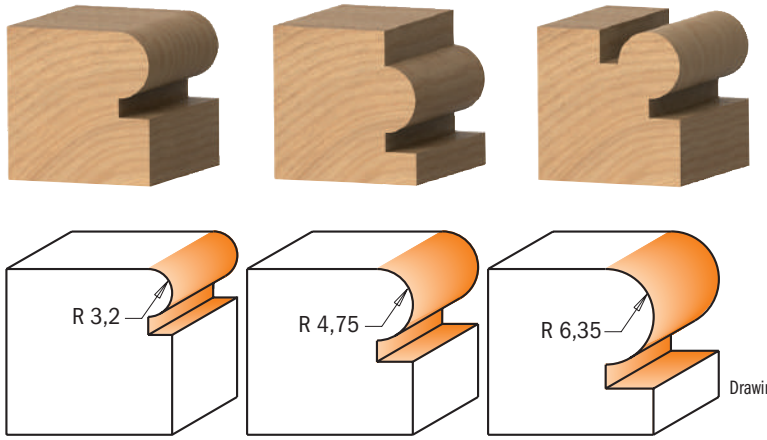

Drawing is 1:1 scale

R mm	D mm	l_1 mm	I mm	L mm		ORDER NO S=Ø6mm	ORDER NO S=Ø6,35mm	ORDER NO S=Ø8mm	ORDER NO S=Ø12mm	ORDER NO S=Ø12,7mm
3,2	22,2	6,50	15	57,7	10	**761.032.11**	**861.032.11**	**961.032.11**		
3,2	22,2	6,50	15	64	10				**961.532.11**	**861.532.11**
4,75	25,4	9,68	18,6	61,2	10	**761.048.11**	**861.048.11**	**961.048.11**		
4,75	25,4	9,68	18,6	67,6	10				**961.548.11**	**861.548.11**
6,35	28,6	12,86	22,2	64,8	10	**761.064.11**	**861.064.11**	**961.064.11**		
6,35	28,6	12,86	22,2	71,7	10				**961.564.11**	**861.564.11**

Spare parts

990.423.00	791.003.00	990.058.00
990.423.00	791.003.00	990.058.00
990.423.00	791.003.00	990.058.00
990.423.00	791.003.00	990.058.00
990.423.00	791.003.00	990.058.00
990.423.00	791.003.00	990.058.00

Spare parts: **991.057.00** 3/32" hex key

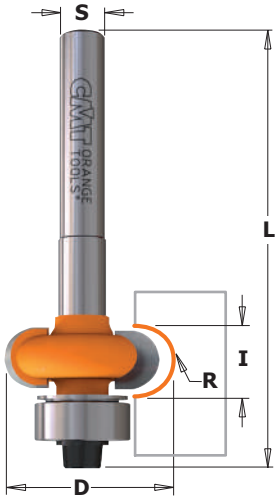

7/862

The edge-fluting bearing guided bits are quick to set up and can be used for curved screens, small radius grooves, doors etc. No side fence is required. Use in a handheld or table-mounted router.

HW Z2 RH

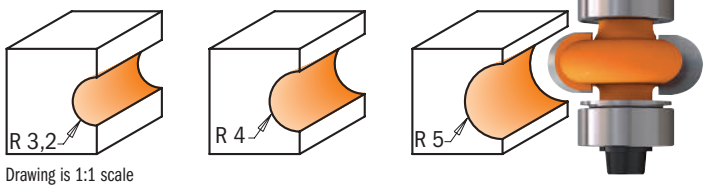

Drawing is 1:1 scale



For top bearing version: use bearing 791.010.00 and stop collar 541.001.00 (optional)

R mm	D mm	I mm	L mm		ORDER NO. S=Ø6mm	ORDER NO. S=Ø6,35mm
3,2	19,05	6,4	57	10	**762.032.11**	**862.032.11**
4	20,7	8	57	10	**762.040.11**	**862.040.11**
5	22,7	10	57	10	**762.050.11**	**862.050.11**

Spare parts

990.423.00	791.003.00	990.058.00	991.057.00
990.423.00	791.003.00	990.058.00	991.057.00
990.423.00	791.003.00	990.058.00	991.057.00

CMT Moulding System

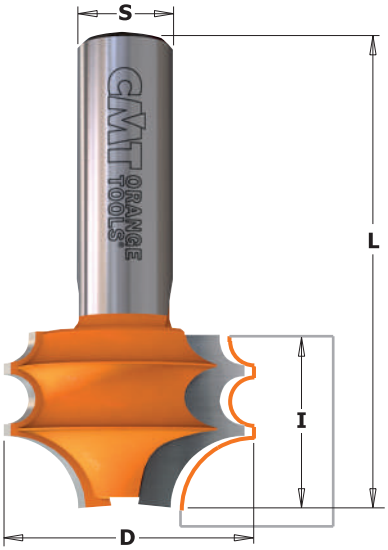

8/956.852

If the standard selection of moulding and mill work you find in today's lumber shops isn't satisfactory to your woodworking tastes, then look to CMT's moulding system instead. With these bits, you can make dozens of elaborate profiles by combining two or more passes. Avoid the average and create your own mouldings. Some initial suggestions are illustrated below.

SAFETY TIPS: use these bits with a fence. The profiles shown below are milled from heavy stock then refined to the desired shape.

HW α Z2 RH

8/956.851



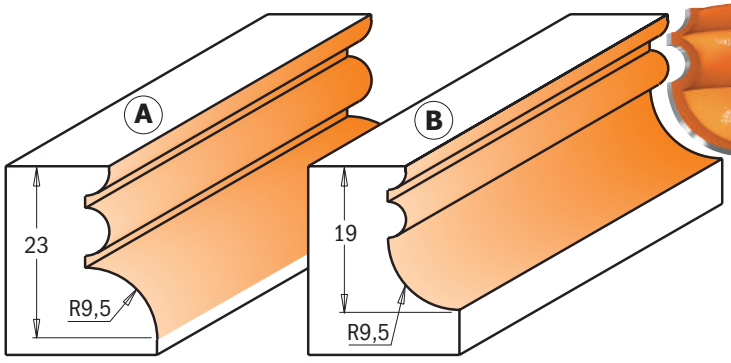

Drawing is 1:1 scale

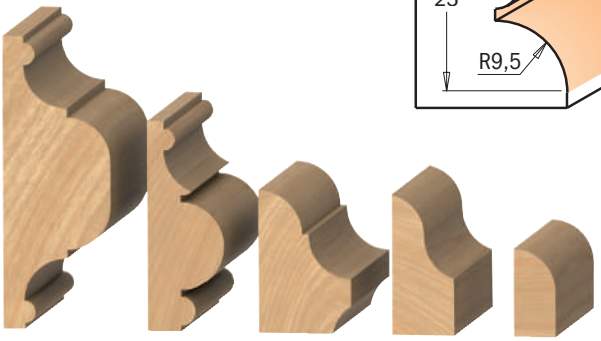

Chair rail 4 passes | Panel molding 3 passes | Base cap 3 passes | Stop 2 passes | Shoe 1 pass

PROFILE	D mm	I mm	L mm		ORDER NO. S=Ø12mm	ORDER NO. S=Ø12,7mm
A	31,7	23	61,1	10	**956.852.11**	**856.852.11**
B	31,7	19	57,2	10	**956.851.11**	**856.851.11**

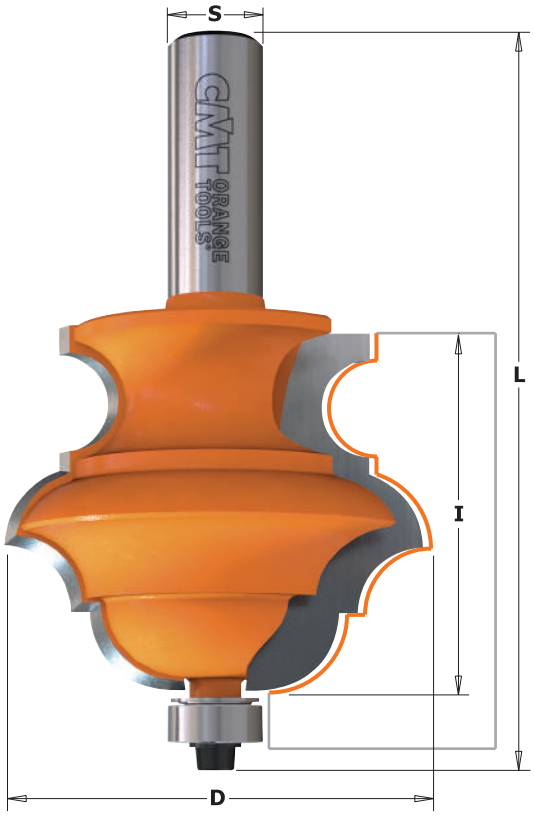

8/956.8

HW · Z2 · RH

Create endless profiles with CMT multiprofile bits. Simply adjust the height of the bit to create classic profiles in one single pass, or make more complex decorative effects in multiple passes. The bits super-strength steel body can withstand long-lasting cutting operations, and the micrograin carbide tips remain sharp longer for superior performance. In addition these bits feature non-stick P.T.F.E. coating and anti-kickback design. To be used on tables equipped with a fence.

SAFETY TIPS: to make small mouldings as shown below, cut the profile from large stock, removing excess material as you work as this will facilitate easier control. Keep hands far from the bit when working.



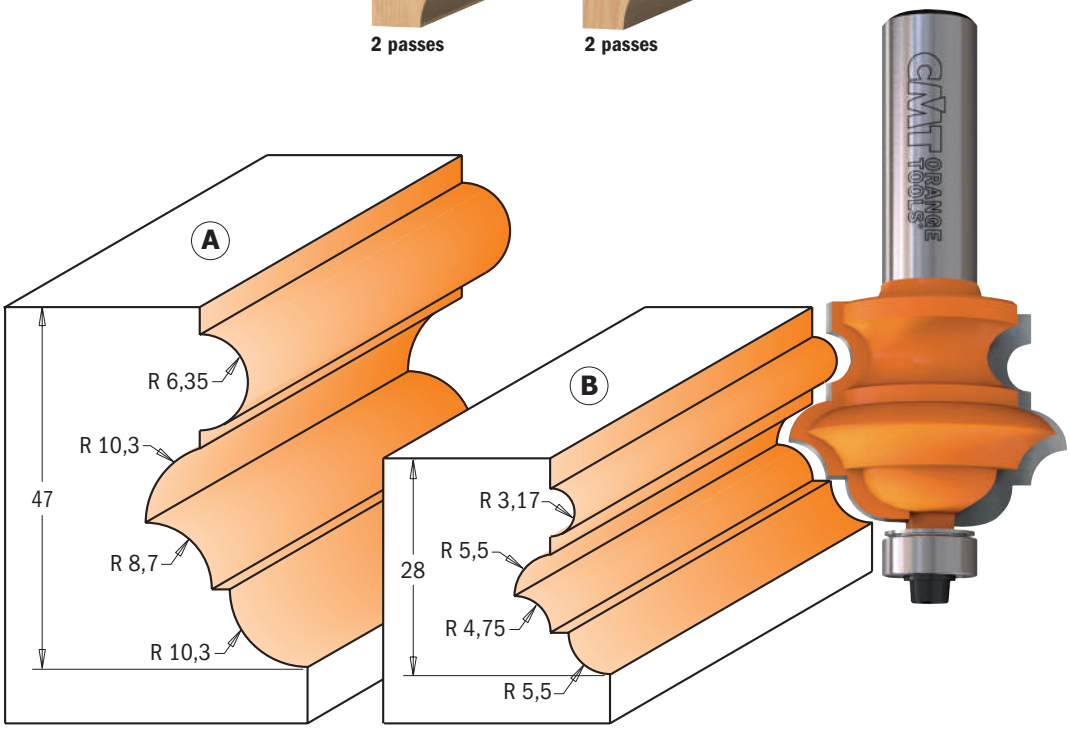

Drawing is 1:1 scale

PROFILE	D mm	I mm	L mm			ORDER NO. S=Ø12mm	ORDER NO. S=Ø12,7mm
A	55,6	47	96,4		5	**956.802.11**	**856.802.11**
B	38,1	28	77,5		10	**956.801.11**	**856.801.11**

Spare parts

990.423.00	791.003.00	990.058.00	991.057.00
990.423.00	791.003.00	990.058.00	991.057.00

For best results use these bits with 1800W routers. It is possible to use 1100W routers but only for brief passes that are short in depth.

SHOP TIPS: multiple pass operations require advance planning. To avoid making a mistake that could render it impossible to finish the job, carefully consider the entire cutting sequence before you begin.

SAFETY TIPS: all large diameter bits such as these should be used with caution and on router tables equipped with a fence. When possible, reduce the RPM.

8/956.501

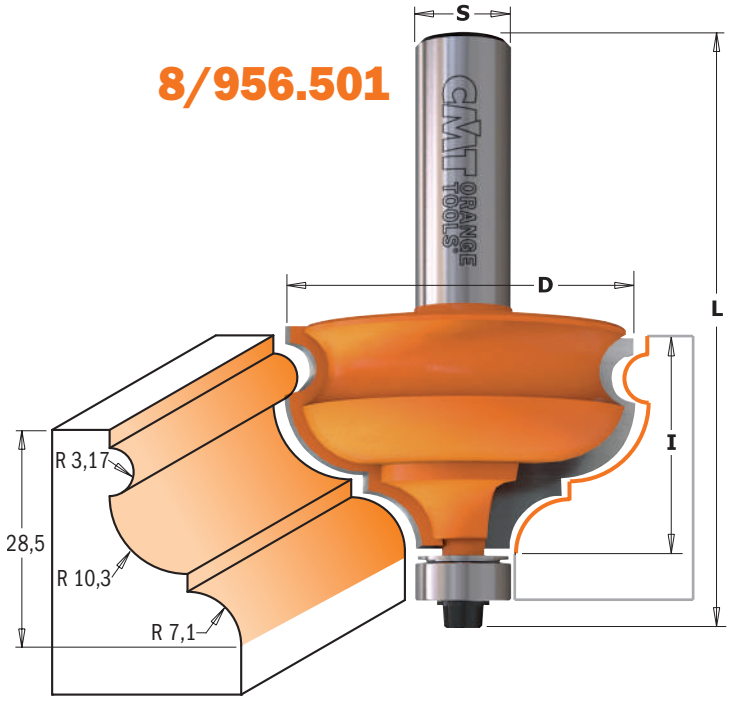

8/955.901

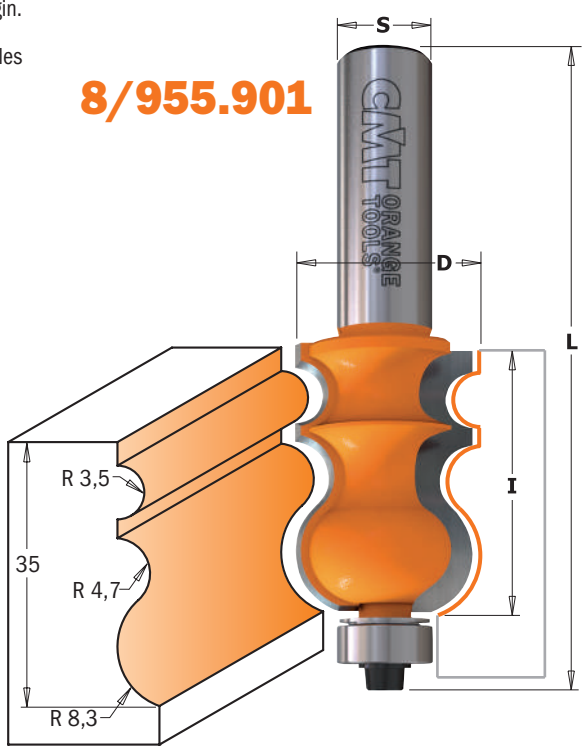

8/967.701

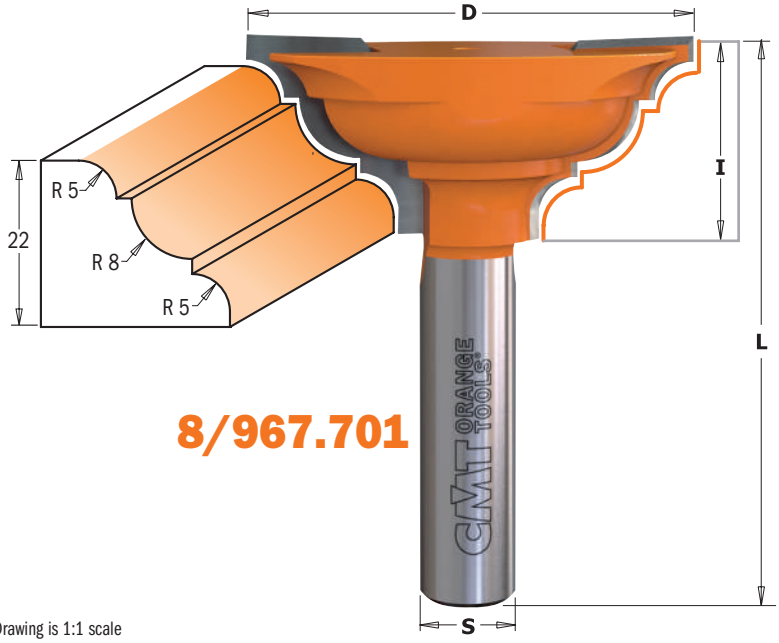

8/955.902

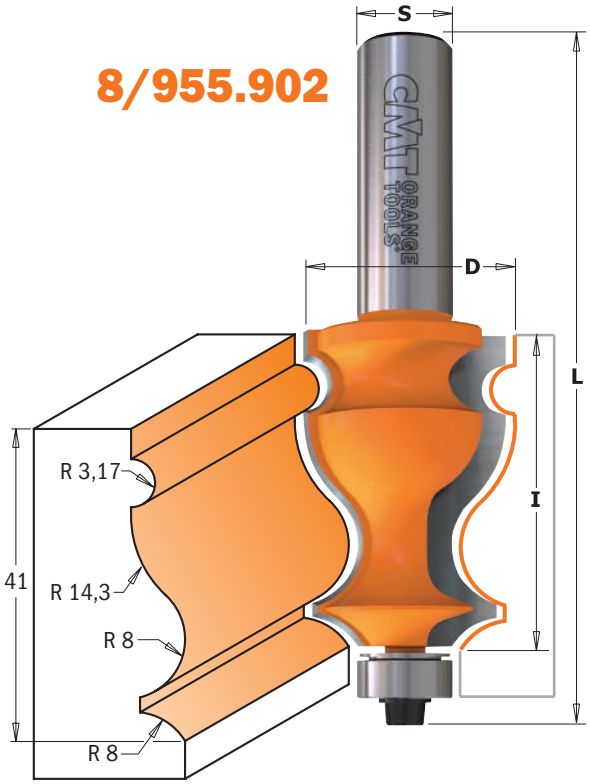

Drawing is 1:1 scale

D mm	I mm	L mm				ORDER NO. S=Ø12mm	ORDER NO. S=Ø12,7mm
23,8	35	83,8			10	**955.901.11**	**855.901.11**
27	41	90,2			10	**955.902.11**	**855.902.11**
47,5	28,5	77,4			10	**956.501.11**	**856.501.11**
59	25,4	73,5			10	**967.701.11**	**867.701.11**

Spare parts

990.423.00	791.003.00	990.058.00	991.057.00
990.423.00	791.003.00	990.058.00	991.057.00
990.423.00	791.003.00	990.058.00	991.057.00

SHOP TIPS: after resharpening, replace bearing 791.003.11 (Ø12,7mm) with undersized bearing **791.063.00** (Ø12,5mm)



8/967.5B - 8/967.6B

HW | α | Z2 | RH

CMT's new moulding bits allow you to shape elegant moldings with your table saw and router. Unlike any commercially available crown mouldings, mouldings made with these bits are easy to install and create a finished appearance. After shaping the cove, you can use special router bits with inverted profiles to create different edges and complete the moulding.



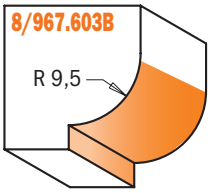

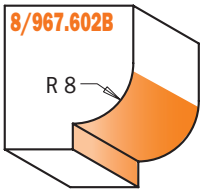

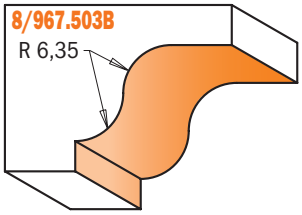

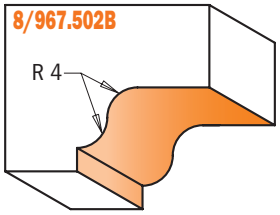

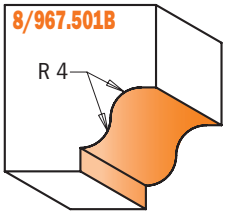

Drawing is 1:1 scale

R mm	D mm	I mm	L mm		ORDER NO. S=Ø8mm	ORDER NO. S=Ø12mm	ORDER NO. S=Ø12,7mm
4	39	11,5	57	10	**967.001.11B**	**967.501.11B**	**867.501.11B**
4	54	11,5	65,9	10		**967.502.11B**	**867.502.11B**
6,35	60,5	17,3	71,7	5		**967.503.11B**	**867.503.11B**
6,35	38	12,5	57	10	**967.101.11B**	**967.601.11B**	**867.601.11B**
8	35	13,2	57,7	10	**967.102.11B**	**967.602.11B**	**867.602.11B**
9,5	38	14,5	59	10	**967.103.11B**	**967.603.11B**	**867.603.11B**

Spare parts

791.011.00	541.002.00	990.005.00	991.056.00
791.011.00	541.002.00	990.005.00	991.056.00
791.011.00	541.002.00	990.005.00	991.056.00
791.011.00	541.002.00	990.005.00	991.056.00
791.011.00	541.002.00	990.005.00	991.056.00
791.011.00	541.002.00	990.005.00	991.056.00

Door Lip Bit & Finger Grip Blt

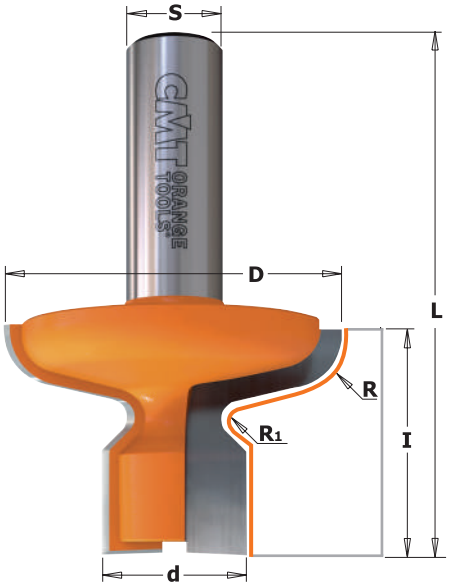

8/955.604-606

HW | Z2 | RH

Why interrupt the subtle linearity of an all-wood drawer front or cabinet door with a metal knob or handle? Two options are available: a template profile made directly in the wood or a European-style hardwood pull as illustrated below.

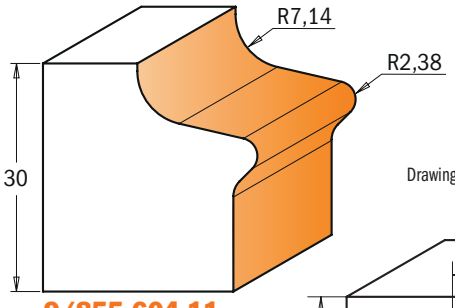

9/855.604.11

Drawing is 1:1 scale

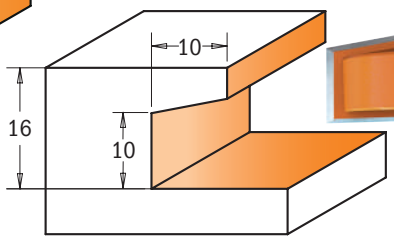

9/855.606.11



D mm	d mm	I mm	R mm	R1 mm	L mm				ORDER NO. S=Ø12mm	ORDER NO. S=Ø12,7mm
36	16	16			60	10			**955.606.11**	**855.606.11**
47,6	22,2	30	7,14	2,38	66,6	10			**955.604.11**	**855.604.11**

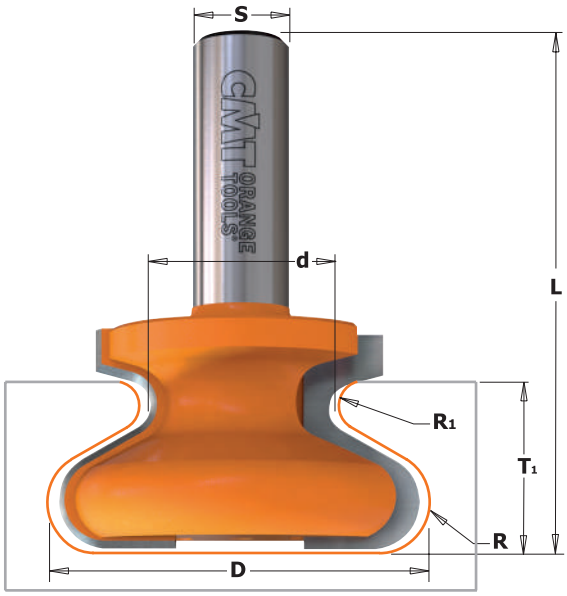

8/955

HW Z2 RH

Why interrupt the subtle linearity of an all-wood drawer front or cabinet door with a metal knob or handle? Use a CMT finger pull bit and make a harmonious wooden handle. Two options are available: a template profile made directly in the wood or a European-style hardwood pull as illustrated below.



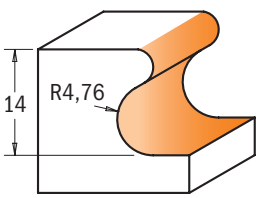

955.102.11
855.602.11

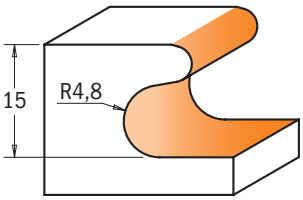

955.105.11
955.605.11
855.605.11

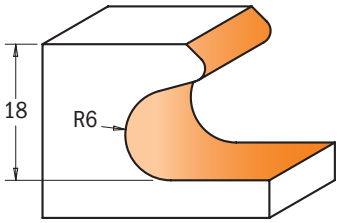

955.103.11
855.603.11

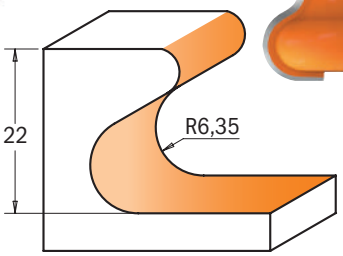

955.601.11
855.601.11

Drawing is 1:1 scale

D mm	d mm	T1 mm	l mm	R mm	R1 mm	L mm		ORDER NO. S=Ø8mm	ORDER NO. S=Ø12mm	ORDER NO. S=Ø12,7mm
19,05	9,5	14	19,05	4,76	2,4	57,2	10	**955.102.11**		**855.602.11**
29	11	15	20	4,8	2,3	60	10	**955.105.11**	**955.605.11**	**855.605.11**
38,1	17	18	20,7	6	1,8	55,5	10	**955.103.11**		
38,1	17	18	20,7	6	1,8	61,8	10			**855.603.11**
47,6	24	22	28,5	6,35	3,2	66,6	10		**955.601.11**	**855.601.11**

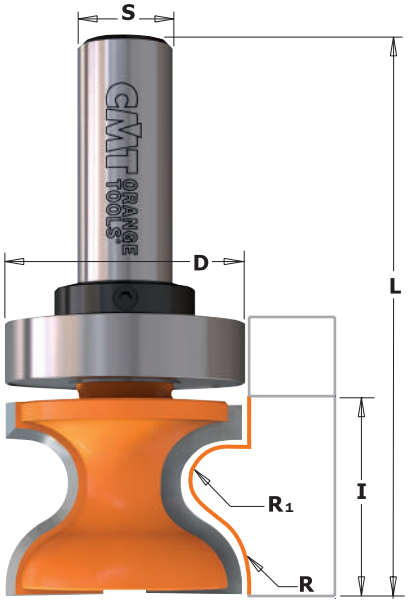

Window Sill & Finger Bits

8/955.8 - 8/955.8B

HW Z2 RH

Originally, these profiles were designed for shaping the edges of window sills. Yet, these bits also can be used to create finger pulls on the edges of doors and drawers. These bits are available with top bearings for curved template work or without bearings for straight cuts against a fence.
Recommended for router table use only.

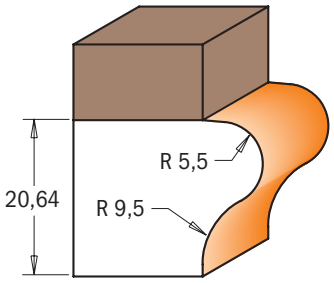

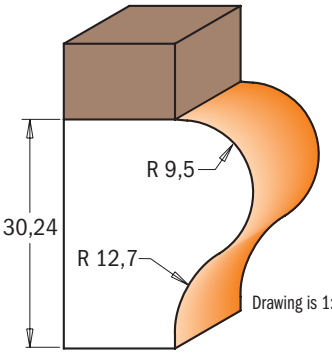

Drawing is 1:1 scale

R1 mm	R mm	D mm	l mm	L mm		ORDER NO. S=Ø12mm	ORDER NO. S=Ø12,7mm
5,5	9,5	31,7	25,4	73	10	**955.804.11**	**855.804.11**
9,5	12,7	38,1	35	85,8	10	**955.805.11**	**855.805.11**
With top bearing							
5,5	9,5	31,7	25,4	73	10	**955.804.11B**	
5,5	9,5	31,7	25,4	73	10		**855.804.11B**
9,5	12,7	38,1	35	85,8	10	**955.805.11B**	
9,5	12,7	38,1	35	85,8	10		**855.805.11B**

Spare parts

791.015.00	541.005.00	990.005.00	991.056.00
791.015.00	541.002.00	990.005.00	991.056.00
791.020.00	541.005.00	990.005.00	991.056.00
791.020.00	541.002.00	990.005.00	991.056.00

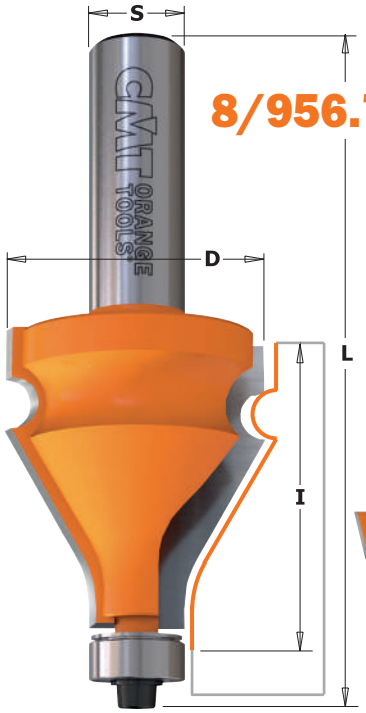

8/956.701



8/956.601

The **8/956.601.11** guarantees well-proportioned smooth curves. Complete the job with the **8/956.701.11** bit featuring a 30° bevel edge and a 3.2mm bead for beautifully functional hand rails.

Safety tips: these profile bits remove large amounts of stock and produce consistent quantities of dust. We recommend using a vacuum to keep the work area safe.

8/956.702

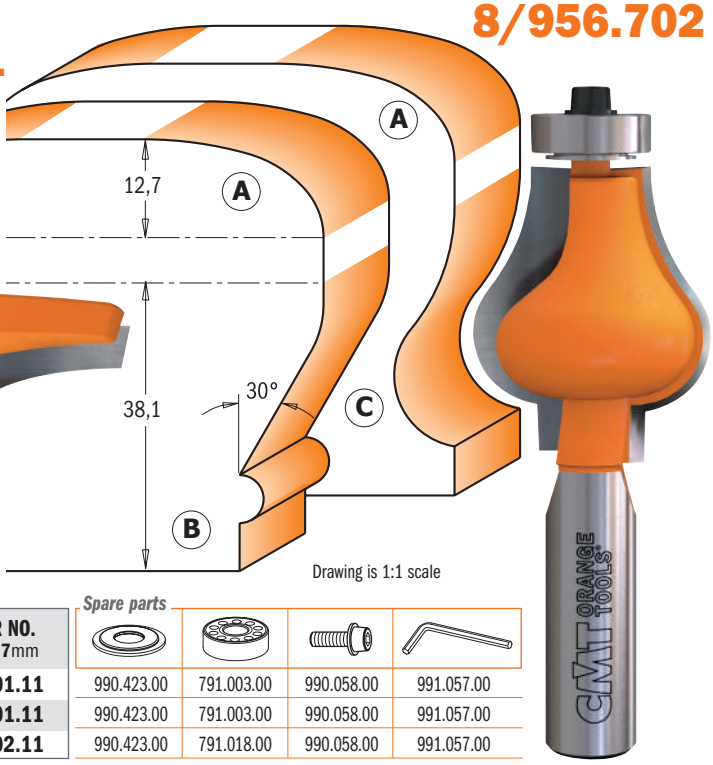

Drawing is 1:1 scale

Profile	D mm	I mm	L mm		ORDER NO. S=Ø12mm	ORDER NO. S=Ø12,7mm
A	63,5	19	67,9	5	**956.601.11**	**856.601.11**
B	35	38	87	10	**956.701.11**	**856.701.11**
C	31,7	38,1	87	10	**956.702.11**	**856.702.11**

Spare parts

990.423.00	791.003.00	990.058.00	991.057.00
990.423.00	791.003.00	990.058.00	991.057.00
990.423.00	791.018.00	990.058.00	991.057.00

Shop tips: after resharpening, replace bearing 791.003.11 (Ø12,7mm) with undersized bearing **791.063.00** (Ø12,5mm)

Vertical Raised Panel Bits

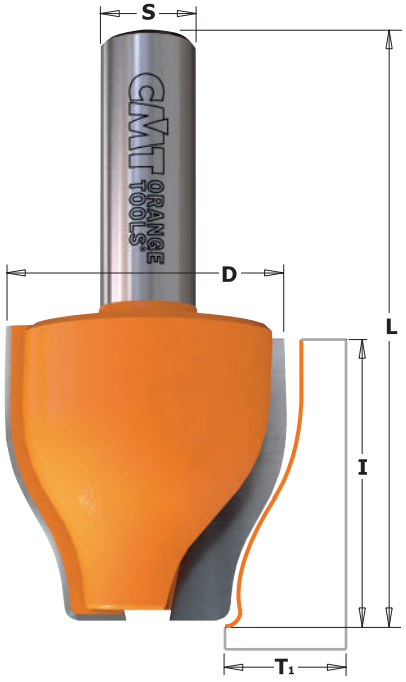

8/990.6

Use a sturdy 90° angle fence on your router table along with routers with a minimum speed of 1,7 KW (2-1/4 HP). Routers as low-powered as 1,1 KW (1-1/2 HP) can be used but we suggest limiting their use to shorter, shallower runs.

Safety Tips: the template must be at least 150mm and clamps should be used whenever possible. Three to five passes are recommended to safely and accurately obtain the profile you desire.

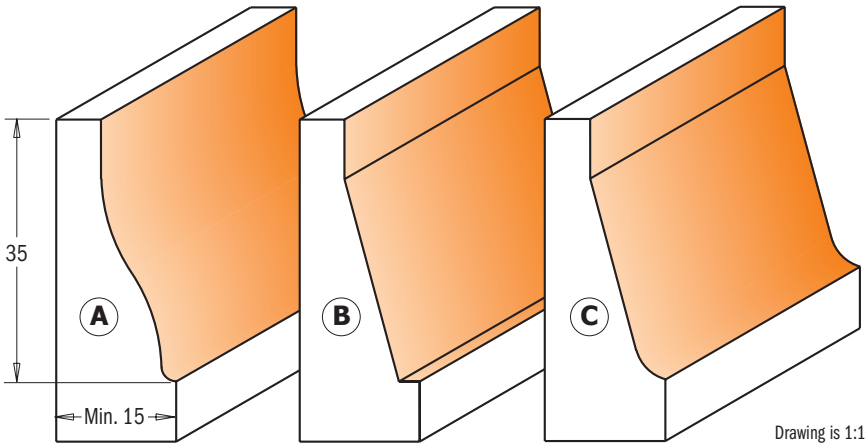

Drawing is 1:1 scale

Profile	D mm	I mm	T1 mm	L mm					ORDER NO. S=Ø12mm	ORDER NO. S=Ø12,7mm
A	38	38	15 ÷ 18	76,2		10			**990.601.11**	**890.601.11**
B	38	38	15 ÷ 18	76,2		10			**990.602.11**	**890.602.11**
C	38	38	15 ÷ 18	76,2		10			**990.603.11**	**890.603.11**

Junior Ogee Rail & Stile Set



8/991.517

HW | Z2 | RH

These bits are designed for those special projects that require a smaller panel door. Use these bits with stock from 11,1mm to 17,4mm thick, and build doors as small as 70mm.

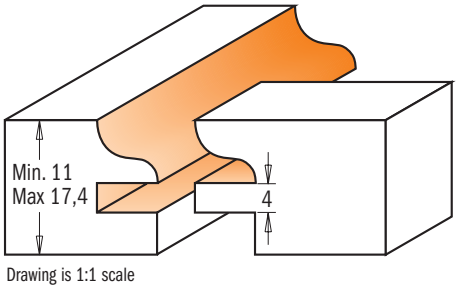

Drawing is 1:1 scale

D mm	T1 mm	L mm			ORDER NO. S=Ø12mm	ORDER NO. S=Ø12,7mm
31,75	11 ÷ 17,4	67	5		**991.517.11**	**891.517.11**

Spare parts

4mm	6mm		
822.008.11	822.009.11	791.025.00	990.020.00

Spare parts: **541.515.00** 0,1mm spacer
541.516.00 0,3mm spacer
541.518.00 1,0mm spacer

Rail & Stile Set



8/991

HW | Z2 | RH

Designed for fine furniture construction, these bits mill a delicate 4,75mm thumbnail profile in stock from 15,8mm to 20,6mm.

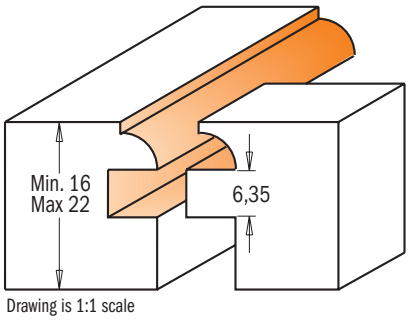

Drawing is 1:1 scale

D mm	T1 mm	R mm	L mm		ORDER NO. S=Ø8mm	ORDER NO. S=Ø12,7mm
28,7	16 ÷ 22	4,8	79,2	10	**991.012.11**	**891.512.11**

Spare parts

6,35mm	10,8mm		
822.011.11	822.012.11	791.025.00	990.020.00

Spare parts: **541.515.00** 0,1mm spacer
541.516.00 0,3mm spacer
541.518.00 1,0mm spacer

In our step-by-step example of panel door construction, we used the following:
- CMT Rail & Stile set (item **891.502.11**)
- CMT Reverse Glue Joint (item **855.501.11**)
- pre-cut to length stiles - 19mm thick x 57mm wide
- pre-cut to length rails - 19mm thick x 57mm wide
- panel - 16mm thick
- scrap stock

The CMT Rail & Stile set was designed ideally for the construction of panel doors from 19mm thick stock, however any variation of size up to 22mm thick can be used. Remember to adjust your measurements and cutting depths according to the wood thickness you use.

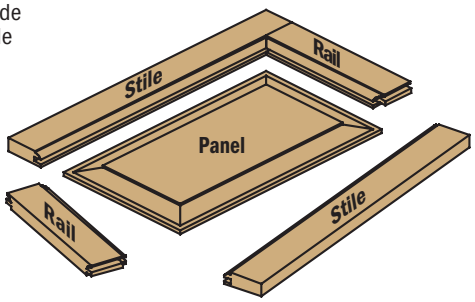

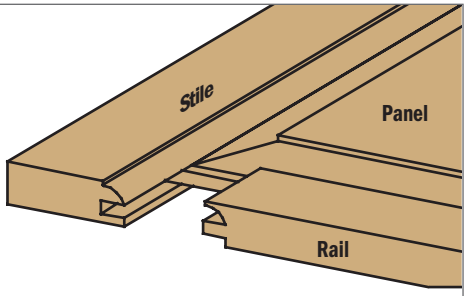

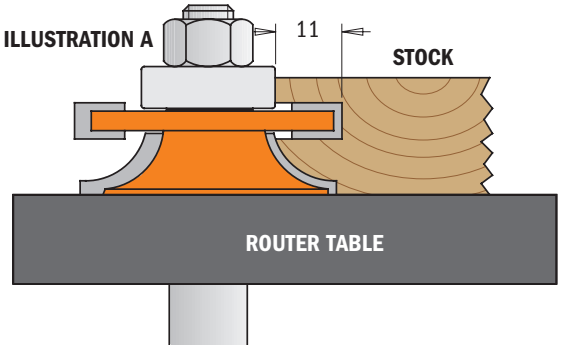

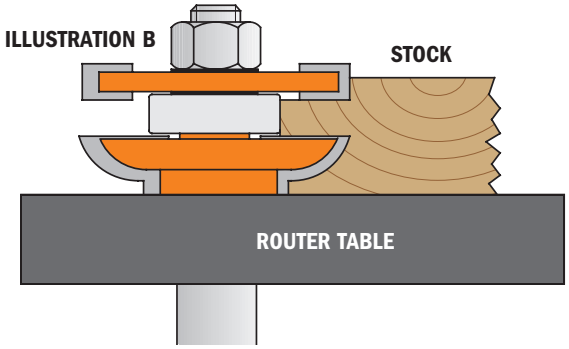

MILLING THE RAILS AND STILES

First make trial cuts of the cope profile (rail) and the stick profile (stile) in scrap stock and check the accuracy of the joint. This is extremely important when working at maximum thickness (22mm). Make sure your stock is flat and cut straight with square edges. Using the CMT Stile Bit shown in illustration A, place the stock front face-down on the router table and mill the stick profile in the stile and rail pieces. To mill the rails, use the CMT Rail Bit shown in illustration A, position the rails face-down on the router table and mill the cope profile on the ends. If you are milling cope and stick profiles before cutting the rails and stiles to length, be sure to make the proper calculations before cutting the rails. The stiles are the same length as the door. The rails must be calculated by the following equation (CMT standard tenon length is 22mm):
(total door width - sum of stile widths) + sum of 2 tenons = total rail length
therefore, using our example measurements listed above, for a 300mm cabinet door:
300mm - 114mm + 22mm = 208mm

GLUEING UP PANELS

If the panel requires a width greater than the width of your stock, you will need to edge glue stock for the central floating panel. This is accomplished by simply using the CMT Reverse Glue Joint bit. For making a two panel glue joint, place the first panel front face-down on the router table and accurately centre the wood to the bit. Adjust the bit according to the thickness of the wood you are cutting by lining up the cut edge of the wood to the centre point of the bit as illustrated in illustration B and mill the cut edge of the wood. Place the second panel front face up and repeat the milling process. This assures you will have the best side of your stock as a front face. If a third panel is required, mill one cut edge of the piece as instructed above, turn the piece over and run the other edge. Assemble the reverse cut pairs together for beautiful, strong joints that match up perfectly.

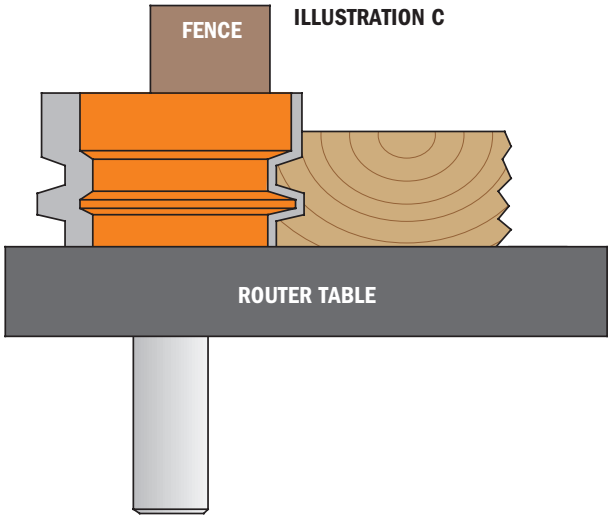

MILLING THE FLOATING PANEL

Make trial cuts in scrap stock to create a tongue that fits snugly into the groove in the stile without forcing it. To cut your panel to size be sure to make the proper calculations, taking into account the length of the tongue. The CMT Raised Panel Bit in our example has a standard tongue length of 8mm (The New CMT Raised Panel Bit profile has a 9,5mm tongue).
Use the following equation:
(Total door length - Sum of Stile widths) + Sum of 2 Tongues = Overall Panel Length
Therefore, using our example, measurements listed above for a 600mm long cabinet door: (600 - 114) + 16mm = 502mm
And accordingly:
(Total door width - Sum of Stile widths) + Sum of 2 Tongues = Overall Panel Width.
Once the panel has been cut to proper dimensions, position the panel front face side down on the router table tongue as shown in illustration C and use the CMT Raised Panel Bit to mill the tongue. ATTENTION: this bit is capable of removing large amounts of stock. To safely and effectively produce the profile you want, we suggest making several shallow passes. It can be dangerous to try to mill the entire profile in a single run.

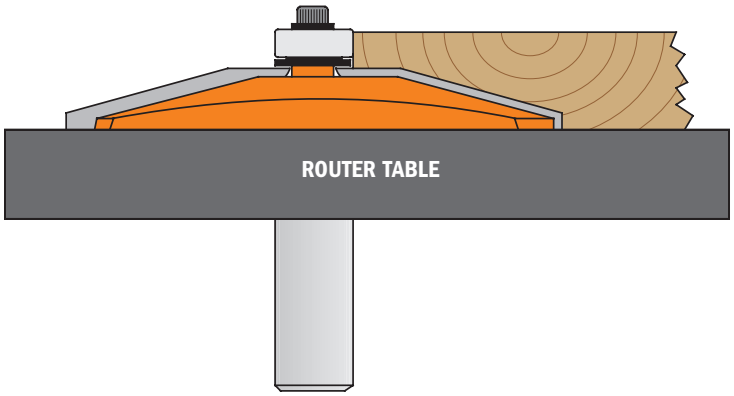

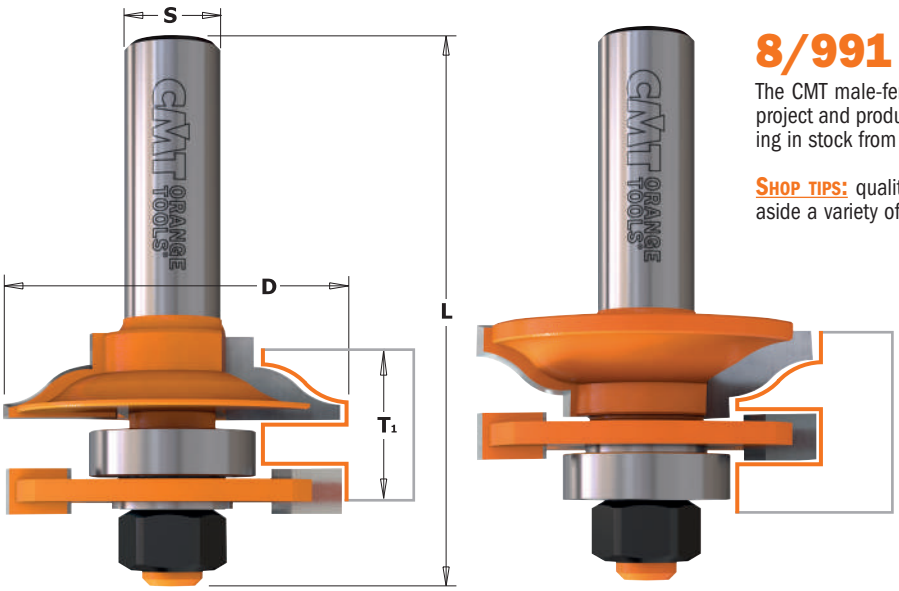

8/991

HW | Z2 | RH

The CMT male-female rail and stile sets are a perfect pair for this particular project and produce clean, precise and well-crafted joints. Designed for working in stock from 18mm to 22mm.

SHOP TIPS: quality workmanship is the result of a lot of trial and error. Set aside a variety of small pieces for trial cuts.

Drawing is 1:1 scale

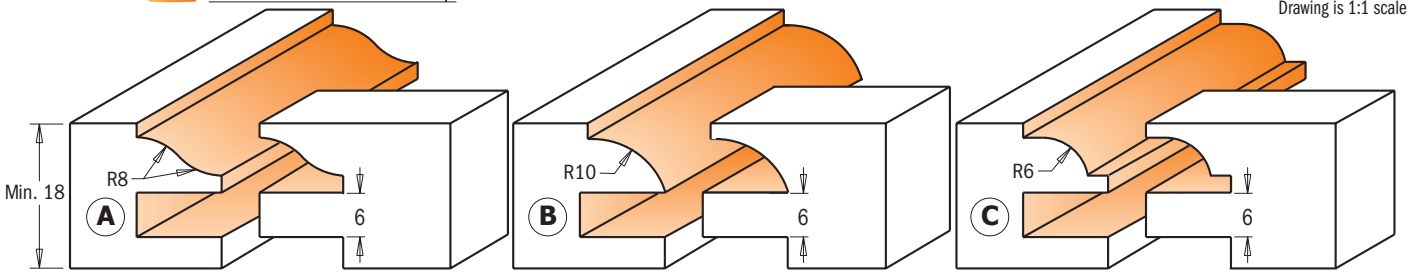

PROFILE	D mm	L mm	T1 mm		ORDER NO. S=Ø8mm	ORDER NO. S=Ø12mm	ORDER NO. S=Ø12,7mm
A	44,4	71	18 ÷ 22	5	991.001.11	991.501.11	891.501.11
B	44,4	71	18 ÷ 22	5		991.502.11	891.502.11
C	44,4	71	18 ÷ 22	5		991.503.11	891.503.11

Spare parts

		0,1mm	0,3mm	0,9mm	
822.003.11	791.012.00	541.515.00	514.516.00	990.407.00	990.020.00
822.003.11	791.012.00	541.515.00	514.516.00	990.407.00	990.020.00
822.003.11	791.012.00	541.515.00	514.516.00	990.407.00	990.020.00

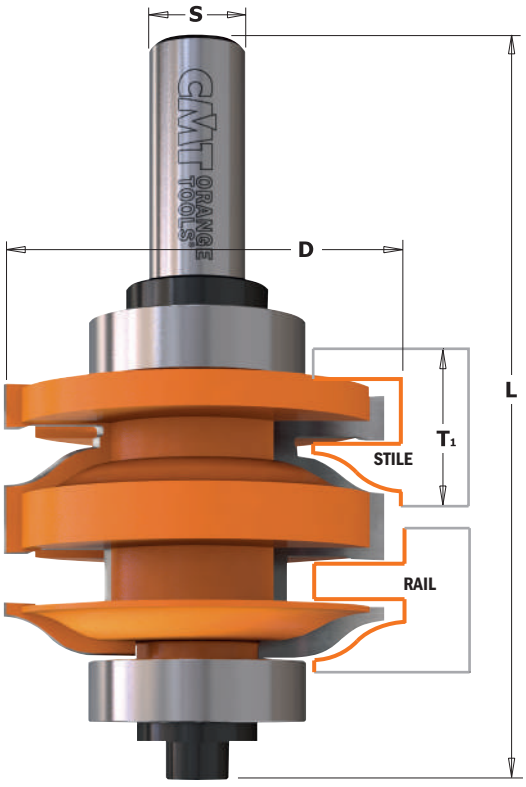

8/991.521

HW | Z2 | RH

The new CMT One-Piece Rail and Stile Bit represents the union of two cutters in one bit. By simply adjusting the height of the bit, you can cut two perfectly joining profiles with no wasted time or effort moving the fence or changing the bit. Save time and money by investing in one single CMT cutting tool.

SHOP TIPS: the complicated nature of this kind of project requires a lot of practice and you need to carry out trial cuts. Always keep a variety of test pieces on hand.

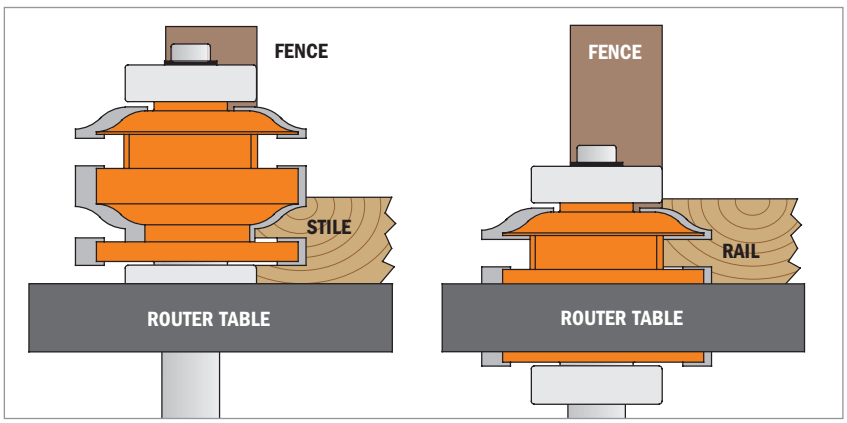

PROFILE	D mm	L mm	T1 mm		ORDER NO. S=Ø12mm	ORDER NO. S=Ø12,7mm
A	50,87	96	18 ÷ 22	10		891.521.11
A	50,87	96	18 ÷ 22	10	991.521.11	

Spare parts

791.027.00	541.002.00	990.005.00	991.056.00	541.551.00	990.010.00	991.064.00
791.027.00	541.005.00	990.005.00	991.056.00	541.551.00	990.010.00	991.064.00

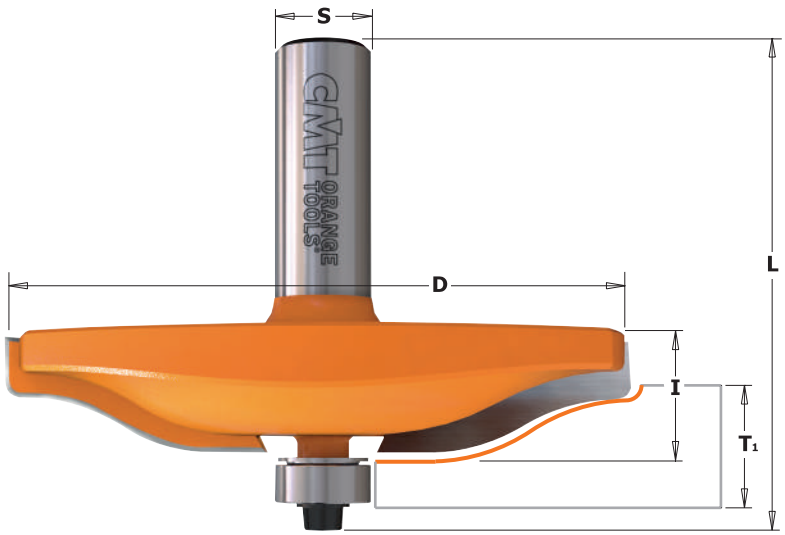

8/990

Make classic raised panel doors by choosing from the profiles illustrated below. Its anti-kickback design is fundamental in further improving safety when working with larger diameter bits.

Safety Tips: This type of bit needs to be used at a lower rotational speed, preferably between 10,000 and 12,000 RPMs. Three to five passes are recommended to safely and accurately obtain the profile you desire. To be used on routers with at least 1800 KW.

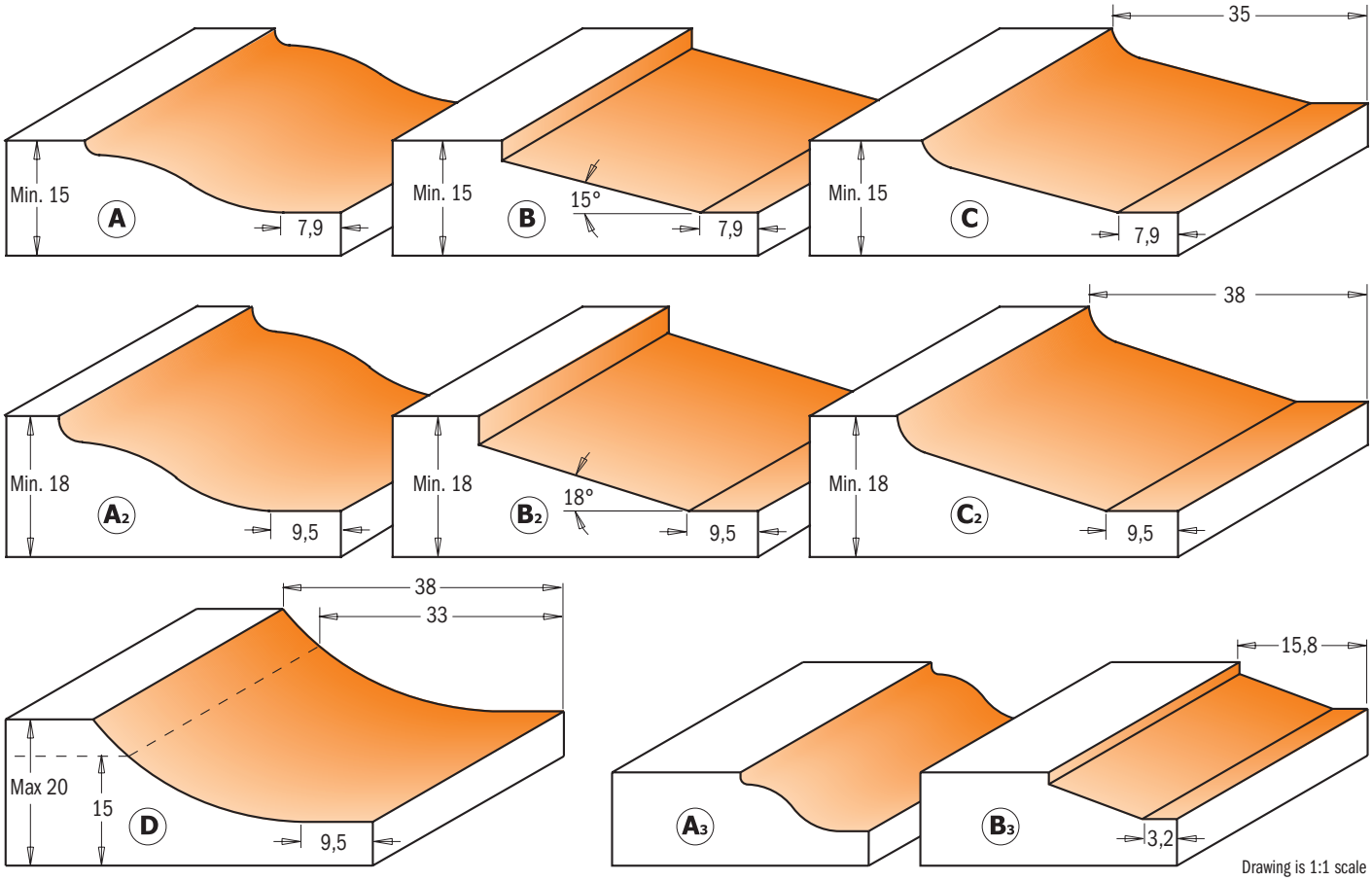

Drawing is 1:1 scale

Profile	D mm	I mm	L mm	T1 mm		ORDER NO. S=Ø8mm	ORDER NO. S=Ø12mm	ORDER NO. S=Ø12,7mm
A	82,5	15	63,8	15 ÷ 18	5		**990.501.11**	**890.501.11**
B	82,5	15	63,8	15 ÷ 18	5		**990.502.11**	**890.502.11**
C	82,5	15	64,6	15 ÷ 18	5		**990.503.11**	**890.503.11**
A2	89	15	64,6	18 ÷ 20	5		**990.504.11**	**890.504.11**
B2	89	15	64,6	18 ÷ 20	5		**990.505.11**	**890.505.11**
C2	89	15	64,6	18 ÷ 20	5		**990.506.11**	**890.506.11**
D	89	15	64,6	15 ÷ 20	5		**990.507.11**	**890.507.11**
A3	47,6	9,5	58,1	12,7 ÷ 15	10	**990.011.11**		
B3	47,6	9,5	58,1	12,7 ÷ 15	10	**990.012.11**		**890.512.11**

Spare parts

990.423.00	791.003.00	990.058.00	991.057.00
990.423.00	791.003.00	990.058.00	991.057.00
990.423.00	791.003.00	990.058.00	991.057.00
990.423.00	791.003.00	990.058.00	991.057.00
990.423.00	791.003.00	990.058.00	991.057.00
990.423.00	791.003.00	990.058.00	991.057.00
990.423.00	791.003.00	990.058.00	991.057.00
990.423.00	791.003.00	990.058.00	991.057.00
990.423.00	791.003.00	990.058.00	991.057.00

8/990.5

HW | Z2 | RH

These bits have a back-cutter which allows you to rout both the front and back of the panel in the same cut which saves time and money.

Safety Tips: to ensure improved safety when using the Ø89mm bit, carry out the cut in 2 shallow passes: use a Ø37mm bearing for the first pass, and then a Ø16mm bearing for the second pass.

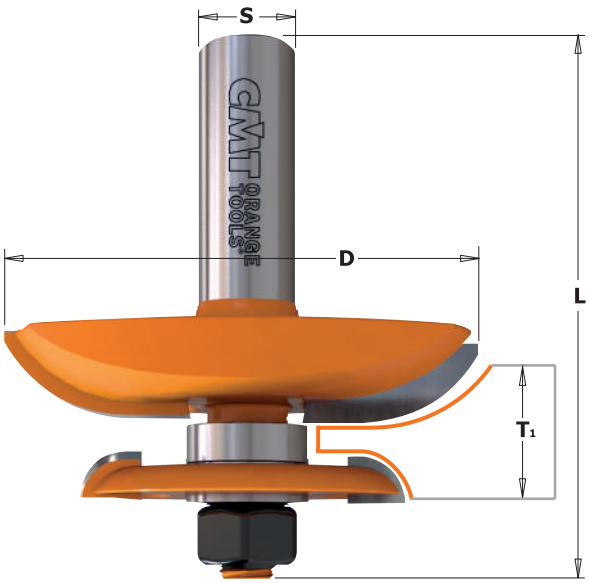



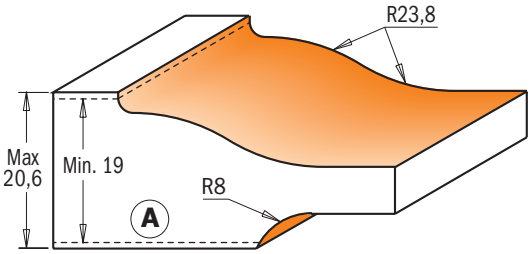

Drawing is 1:1 scale

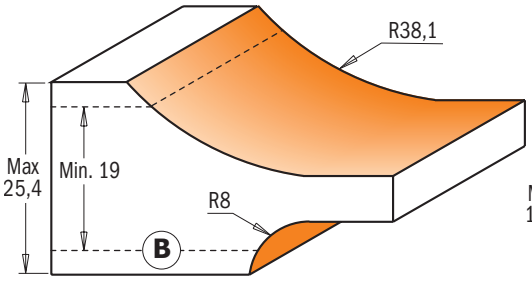

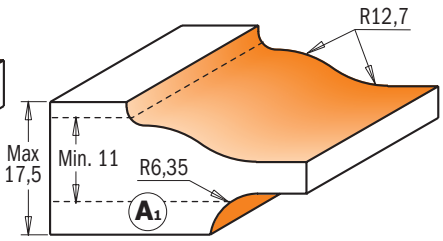

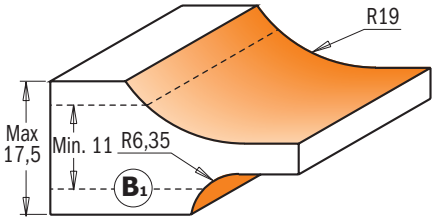

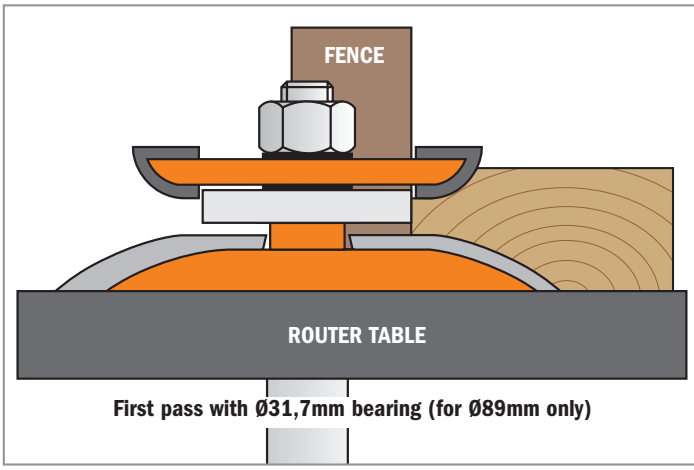

First pass with Ø31,7mm bearing (for Ø89mm only)

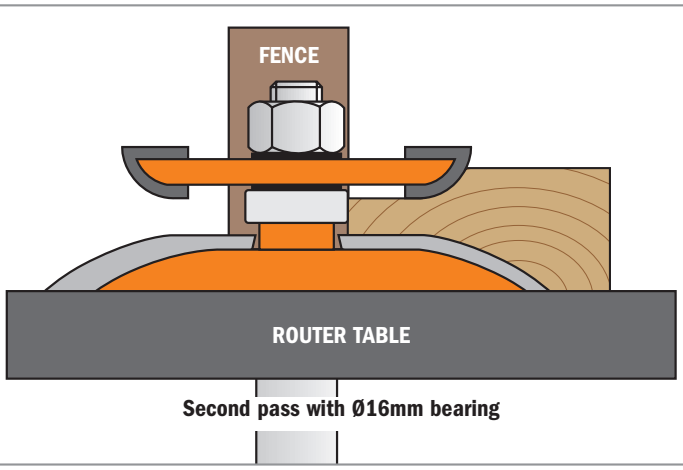

Second pass with Ø16mm bearing

Profile	D mm	T1 mm	L mm		ORDER NO. S=Ø12mm	ORDER NO. S=Ø12,7mm
A	89	19 - 20,6	78,1	5	**990.524.11**	**890.524.11**
B	89	19 - 25,4	78,1	5	**990.527.11**	**890.527.11**
A1	63,5	11,1 - 17,5	70	5	**990.534.11**	**890.534.11**
B1	63,5	11,1 - 17,5	70	5	**990.537.11**	**890.537.11**

Spare parts

	16mm	31,7mm	
822.007.11	791.025.00	791.033.00	990.020.00
822.007.11	791.025.00	791.033.00	990.020.00
822.010.11	791.025.00		990.020.00
822.010.11	791.025.00		990.020.00

Spare parts: **541.515.00** 0,1mm spacer
541.516.00 0,3mm spacer
541.518.00 1,0mm spacer
990.407.00 Shield conical

8/970

HW · Z2 · RH

These bits can be used for decorative work on solid wood panels and MDF materials. Use them in one pass or in combination with CMT's MDF panel bits for complex and intricate profiles. A simple approach for an elegant appearance.

Featuring large cutting diameters and available in the most popular profiles, these panel bits guarantee excellent performance.

PANEL BITS



870.501.11
970.501.11



870.502.11
970.502.11



870.503.11
970.503.11

STILE BITS

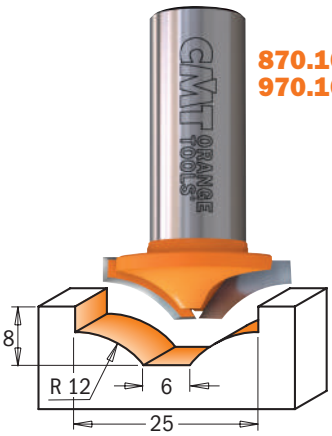

870.101.11
970.101.11

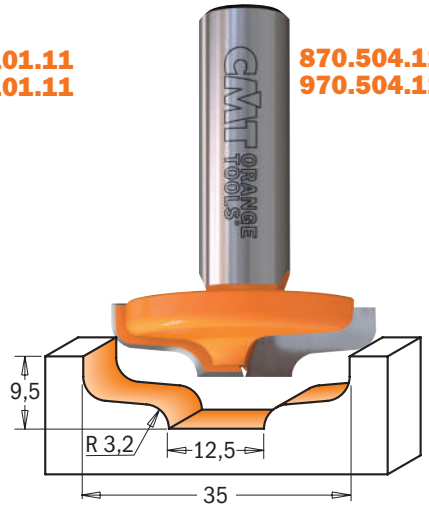

870.504.11
970.504.11

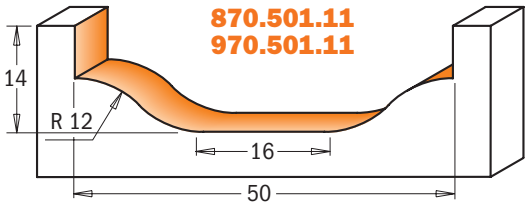

870.501.11
970.501.11

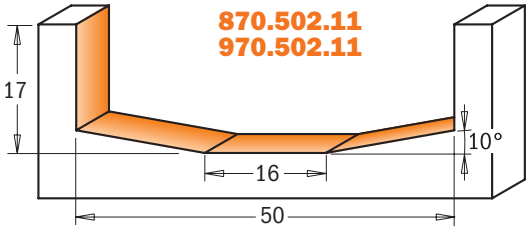

870.502.11
970.502.11

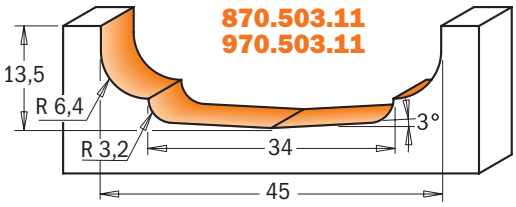

870.503.11
970.503.11

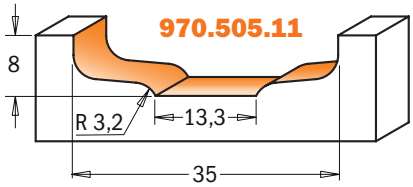

970.505.11

Drawing is 1:1 scale

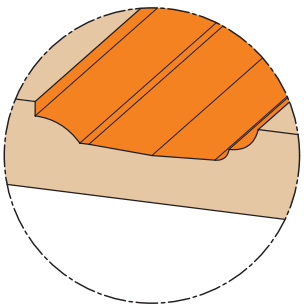

8/970.503.11
+
8/970.101.11

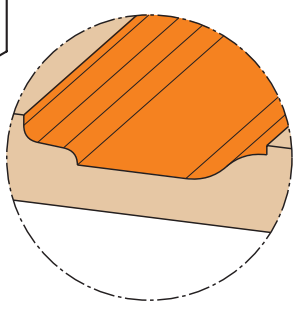

8/970.501.11
+
8/970.504.11

D mm	d mm	I mm	R mm	A	L mm			ORDER NO. S=Ø8mm	ORDER NO. S=Ø12mm	ORDER NO. S=Ø12,7mm
25	6	8	12		39,8	10		970.101.11		870.101.11
50	16	14	12		52,1	10			970.501.11	870.501.11
50	16	17		10°	55,1	10			970.502.11	870.502.11
45	34	13,5	3,2 - 6,4	3°	51,6	10			970.503.11	870.503.11
35	12,5	9,5	3,2		47,6	10			970.504.11	870.504.11
35	13,3	8	3,2		46	10			970.505.11	

www.dahm.no

3-Flute Slot Cutter for STRIPLOX® Mini



823.371

HW Z3+3 RH

New CMT cutter for STRIPLOX® Mini connectors. These connectors are invisible joiners suited to everyday projects, custom cabinets, wood joints and any piece of cabinetry, furniture or design application. They produce a tight and strong joints either in a permanent or temporary structures making them perfectly suited for commercial, domestic and architectural furniture, kitchen, bathroom and wardrobe closets, cabinetry, commercial fit-outs plus many more applications.

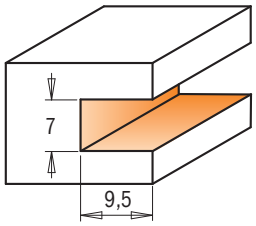

Drawing is 1:1 scale





I mm	D mm	H mm	L mm		ORDER NO. S=Ø6,35mm
7	47,6	9,5	65	10	**823.371.11A**

Spare parts

791.030.00	823.340.11	990.055.00	991.067.00

Spare parts: **541.515.00** 0,1mm spacer
541.516.00 0,3mm spacer
541.517.00 0,5mm spacer

Solid Surface - Counter-Top Trim Router Bits

new



822/922.034.11

8/922.034-35

HW Z4 Z6 RH

Create even shallow recesses in countertops with this 6-wing tool. The radiused cutting tips produce an edge that's super smooth to the touch and simple to clean. For use with handheld routers.

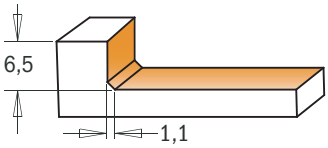

Drawing is 1:1 scale



922.035.11



D mm	I mm	L mm	Z				ORDER NO. S=Ø8mm	ORDER NO. S=Ø12mm	ORDER NO. S=Ø12,7mm
52	6,5	65	4	5			**922.035.11**		
52	6,5	83,5	6	5				**922.034.11**	**822.034.11**

®Brand names mentioned in CMT products are the property of their respective owners (see back cover)

www.dahm.no



7/8/938 - 8/980.5

HW | α | Z2 | RH

Use these bits to create traditional roundover edges on solid surface countertops. Equipped with a non-marring DELRIN® bearing to protect finished edges. For use on hand-held portable routers.

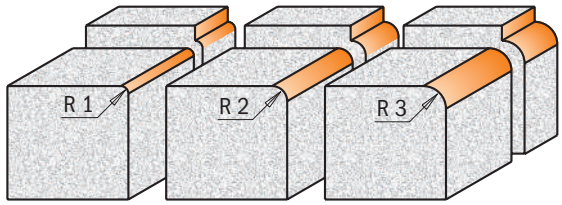

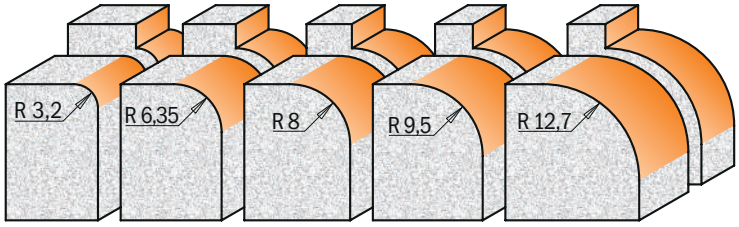

Drawing is 1:1 scale

APPLICATION
WILSONART®
GIBRALTAR®
CORIAN®
SUREL®
FOUNTAINHEAD®
AVONITE®
FORMICA®
Etc.

R mm	D mm	I mm	L mm		ORDER NO. S=Ø6mm	ORDER NO. S=Ø6,35mm	ORDER NO. S=Ø8mm	ORDER NO. S=Ø12mm	ORDER NO. S=Ø12,7mm	Spare parts		
1	14,7	10	51	10		**838.147.11**	**938.147.11**			990.422.00	791.044.00	990.058.00
2	16,7	12,7	52,5	10	**738.167.11**		**938.167.11**			990.422.00	791.044.00	990.058.00
3	18,7	12,7	54	10	**738.187.11**		**938.187.11**			990.422.00	791.044.00	990.058.00
3,2	19,05	12,7	59,5	10				**980.501.11**	**880.501.11**	990.422.00	791.044.00	990.058.00
6,35	25,4	12,7	59,5	10				**980.502.11**	**880.502.11**	990.422.00	791.044.00	990.058.00
8	28,7	15	62,5	10				**980.505.11**	**880.505.11**	990.422.00	791.044.00	990.058.00
9,5	31,75	14	61	10				**980.503.11**	**880.503.11**	990.422.00	791.044.00	990.058.00
12,7	38,1	19,05	66	10				**980.504.11**	**880.504.11**	990.422.00	791.044.00	990.058.00

Spare parts: **991.057.00** 3/32" hex key

Solid Surface - Decorative Edge Profile Bits

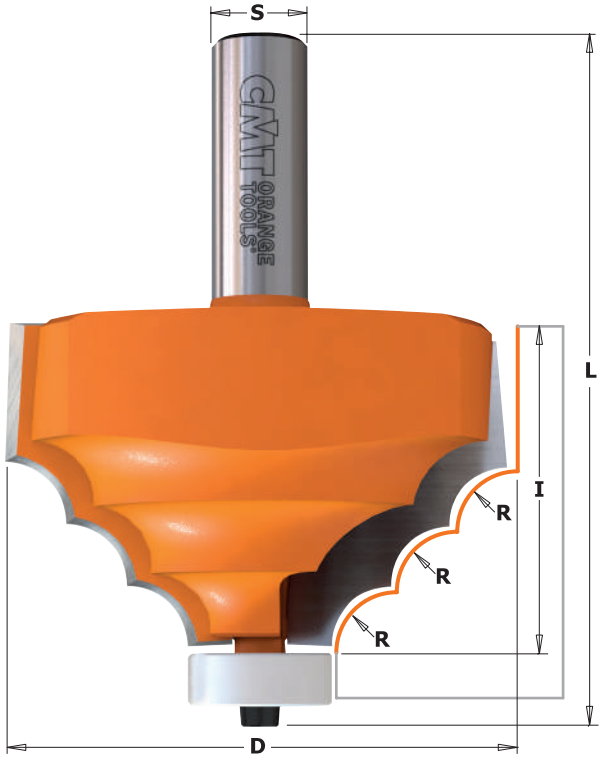

8/980.521

HW | α | Z2 | RH

Create elegant countertops with flawless results. Features a non-marring DELRIN® bearing to protect the finished edges. For use on hand-held portable routers.

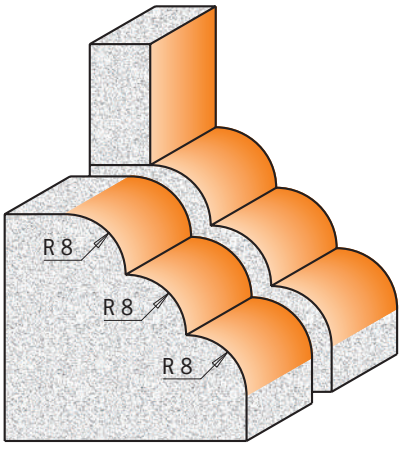

Drawing is 1:1 scale

APPLICATION
WILSONART®
GIBRALTAR®
CORIAN®
SUREL®
FOUNTAINHEAD®
AVONITE®
FORMICA®
Etc.

D mm	I mm	R mm	L mm			ORDER NO. S=Ø12mm	ORDER NO. S=Ø12,7mm	Spare parts		
66,7	41,3	8	89,8	5		**980.521.11**	**880.521.11**	791.046.00	990.058.00	991.057.00

®Brand names mentioned in CMT products are the property of their respective owners (see back cover)

www.dahm.no

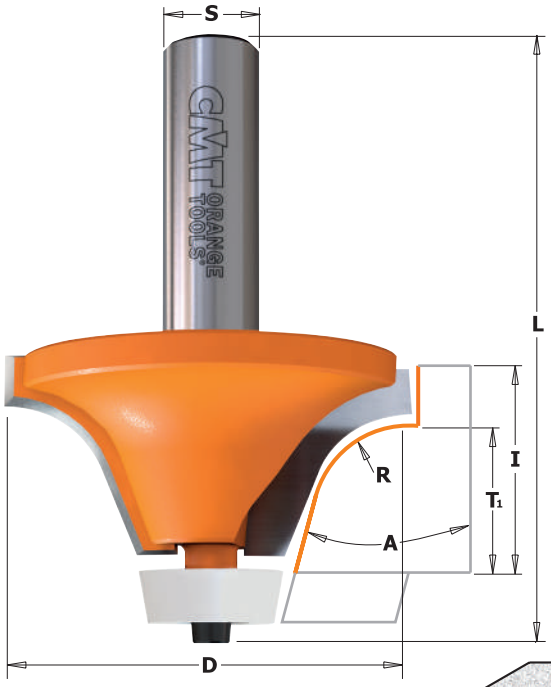

8/966.601/602
8/980.541

HW Z2 RH

These bits are the best tool for rounding over and trimming countertop edges after the bowl is mounted. Can be used together with the CMT 8/980.551.11 bevel cutter for a flush cut-out between the countertop and the installed undermount bowl. For use on hand-held routers.
Features a non-marring DELRIN® bearing to protect the finished edges as well as surfaces.

APPLICATION
WILSONART®
GIBRALTAR®
CORIAN®
SURELL®
FOUNTAINHEAD®
AVONITE®
FORMICA®
Etc.

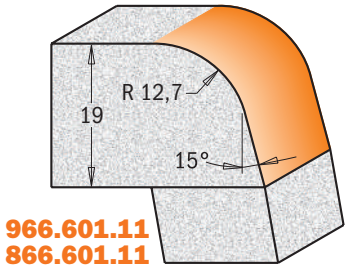

966.601.11
866.601.11

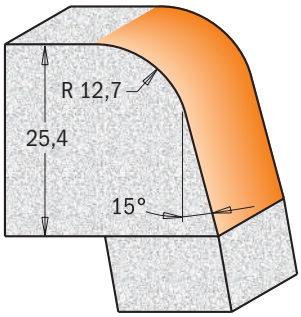

966.602.11
866.602.11

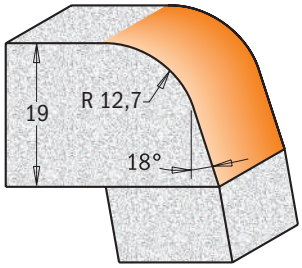

880.541.11
980.541.11

Drawing is 1:1 scale

A	D mm	T1 mm	I mm	R mm	L mm		ORDER NO. S=Ø12mm	ORDER NO. S=Ø12,7mm
15°	50,8	19	25,4	12,7	74,9	10	966.601.11	866.601.11
15°	50,8	25,4	31,75	12,7	81,3	10	966.602.11	866.602.11
18°	54	19	25,4	12,7	78,1	10	980.541.11	880.541.11

Spare parts

791.041.00	990.058.00	991.057.00
791.041.00	990.058.00	991.057.00
791.041.00	990.058.00	991.057.00

Solid Surface - Rounding Over Bowl Bit (ogee profile)

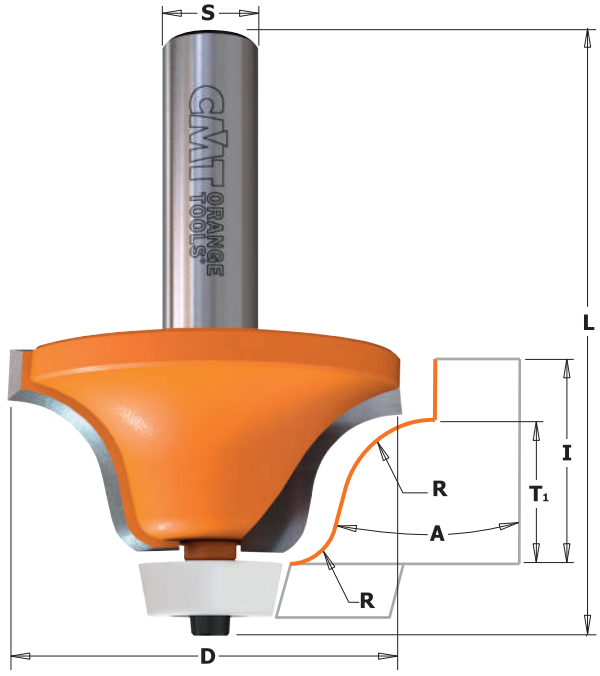

8/980.542

HW Z2 RH

These bits roundover and trim the countertop edges after the bowl is mounted. Can be used with the CMT 8/980.551.11 bevel cutter for a flush cut-out between the countertop and installed undermount bowl.
For use on hand-held portable routers. Features a non-marring DELRIN® bearing to protect the finished edges.

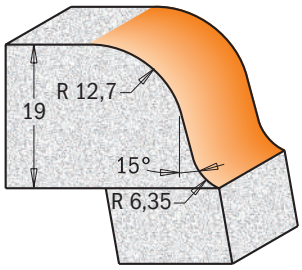

Drawing is 1:1 scale

APPLICATION
WILSONART®
GIBRALTAR®
CORIAN®
SURELL®
FOUNTAINHEAD®
AVONITE®
FORMICA®
Etc.

A	D mm	T1 mm	I mm	R mm	L mm		ORDER NO. S=Ø12mm	ORDER NO. S=Ø12,7mm
15°	54	19	25,4	6,35-12,7	77,6	10	980.542.11	880.542.11

Spare parts

791.041.00	990.058.00	991.057.00

®Brand names mentioned in CMT products are the property of their respective owners (see back cover)

www.dahm.no

Solid Surface - Bevel Bowl Bits



8/966.501 - 8/980.551

HW | α | Z2 | RH

These bits are designed for undermount applications joining the countertops and sink bowls with a beveled edge.
Can be used with the 8/980.541.11 and 8/980.542.11 for complete undermount applications.
For use on hand-held routers. Features a non-marring DELRIN® bearing to protect the finished edges and surfaces.

Drawing is 1:1 scale

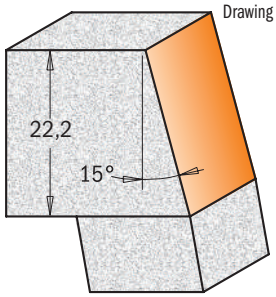

866.501.11
966.501.11

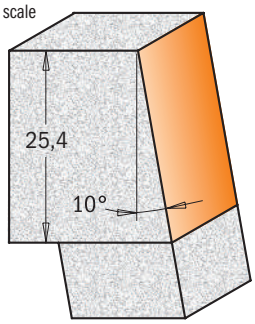

880.551.11
980.551.11

APPLICATION
WILSONART®
GIBRALTAR®
CORIAN®
SURELL®
FOUNTAINHEAD®
AVONITE®
FORMICA®
Etc.

A	D mm	I mm	L mm			ORDER NO. S=Ø12mm	ORDER NO. S=Ø12,7mm
15°	31,7	22,2	72	10		966.501.11	866.501.11
10°	28,5	25,4	77	10		980.551.11	880.551.11

Spare parts

791.041.00	990.058.00	991.057.00
791.041.00	990.058.00	991.057.00

Solid Surface - Bevel Bit



8/981.521

HW | α | Z2 | RH

Edge profile bit designed to create a 15° beveled edge on solid surface countertops. Can also be used for European type topmount installation with sinks and bowls. For use on hand-held portable and table routers.

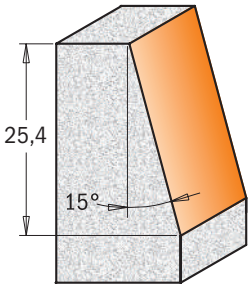

Drawing is 1:1 scale

APPLICATION
WILSONART®
GIBRALTAR®
CORIAN®
SURELL®
FOUNTAINHEAD®
AVONITE®
FORMICA®
Etc.

D mm	d mm	I mm	A	L mm					ORDER NO. S=Ø12mm	ORDER NO. S=Ø12,7mm
23	9,52	25,4	15°	63,5	10				981.521.11	881.521.11

®Brand names mentioned in CMT products are the property of their respective owners (see back cover)

www.dahm.no

Download the instructions



9/881.541

HW | α | Z2 | Z3 | RH

These special carbide-tipped bits work best on solid surfaces or when repairing damaged surfaces. One bit creates the plug, then the other bit easily carves out the hole. Your surfaces will look like new again!
For use with hand-held routers or CNC machines.

APPLICATION
WILSONART®
GIBRALTAR®
CORIAN®
SURELL®
FOUNTAINHEAD®
AVONITE®
FORMICA®
Etc.

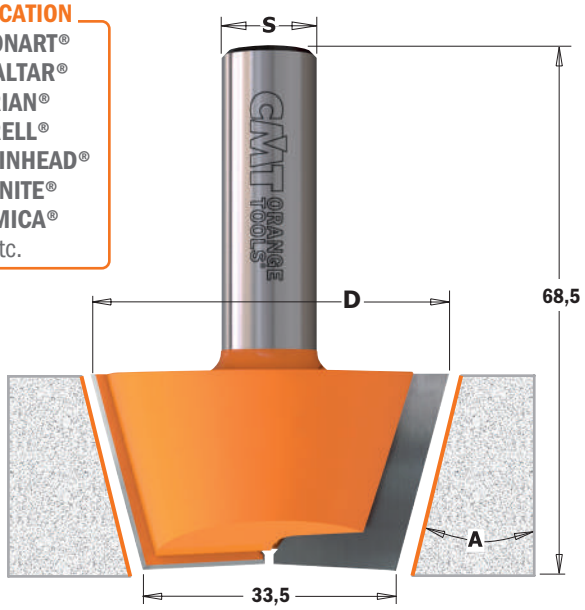

D mm	D2 mm	I mm	A	L mm		ORDER NO. S=Ø12mm	ORDER NO. S=Ø12,7mm
47,6	63,5	20	15°	68,5-74	5	**981.541.11**	**881.541.11**

4-Wing Cut Out Slot Cutters for Solid Surfaces

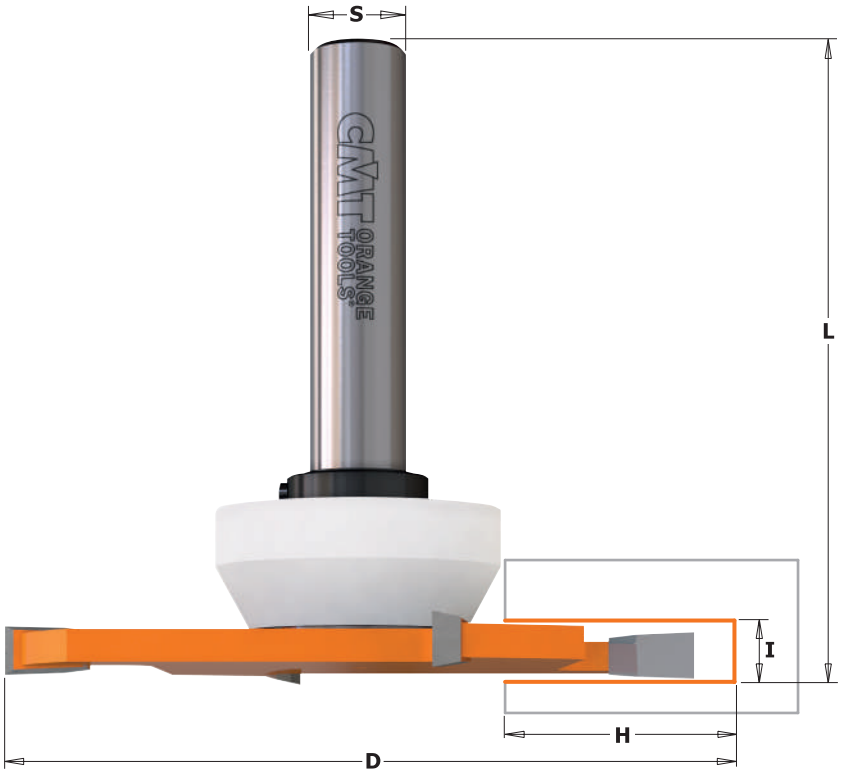

HW | Z4 | RH

8/922.033B

This bit features two tungsten carbide-tipped cutting edges for carving out solid surface undermount bowls in composite. For use on hand-held routers. Bit also equipped with a non-marring DELRIN® bearing to protect your surfaces.

APPLICATION
WILSONART®
GIBRALTAR®
CORIAN®
SURELL®
FOUNTAINHEAD®
AVONITE®
FORMICA®
Etc.

Drawing is 1:1 scale

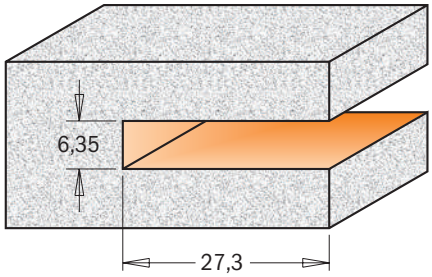

D mm	I mm	H mm	L mm		ORDER NO. S=Ø12mm	ORDER NO. S=Ø12,7mm
92	6,35	27,3	82,5	5	**922.033.11B**	**822.033.11B**

Spare parts

541.553.00	791.047.00	541.002.00	991.056.00

®Brand names mentioned in CMT products are the property of their respective owners (see back cover)

www.dahm.no



8/981.501

HW | α | Z2 | RH

This bit is designed to create “no-drip” edges on kitchen and vanity countertops in one simple step. Designed for hand-held portable routers on applications where a guide bearing cannot be used. This one bit will cut both the outer and inner profiles creating a slightly raised edge, controlling spilled liquids.

APPLICATION
WILSONART®
GIBRALTAR®
CORIAN®
SURELL®
FOUNTAINHEAD®
AVONITE®
FORMICA®
Etc.



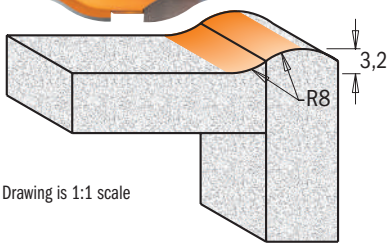

Drawing is 1:1 scale

8/980.531

This bit creates strong and reliable joints in a variety of composites thanks to greater surface area for applying glue.

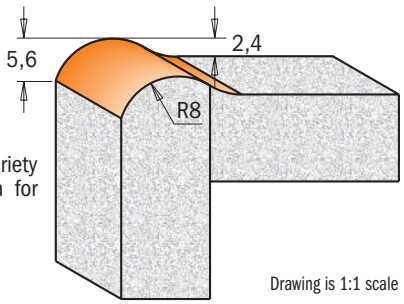

Drawing is 1:1 scale

D mm	d mm	I mm	I1 mm	R mm	L mm		ORDER NO. S=Ø12mm	ORDER NO. S=Ø12,7mm
25,4		12,7	3,2	8	63,5	10	**981.501.11**	**881.501.11**
25,4	19	22,2	15,87	8	77	10	**980.531.11**	**880.531.11**

Spare parts

791.046.00	990.058.00	991.057.00

Solid Surface - Wavy Joint Bit



8/981.531

HW | Z2 | RH

These bits are ideal for making strong joints on any solid surface, thanks to a wider surface area for glue application.

APPLICATION
WILSONART®
GIBRALTAR®
CORIAN®
SURELL®
FOUNTAINHEAD®
AVONITE®
FORMICA®
Etc.

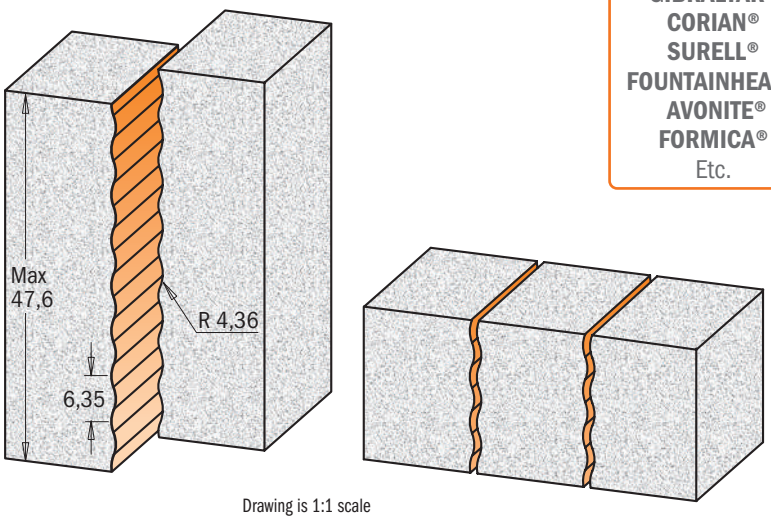

Drawing is 1:1 scale

D mm	I mm	R mm	L mm						ORDER NO. S=Ø12mm	ORDER NO. S=Ø12,7mm
15,87	51,5	4,36	89		10				**981.531.11**	**881.531.11**

®Brand names mentioned in CMT products are the property of their respective owners (see back cover)

www.dahm.no



8/981.511-512

HW | α | Z2 | RH

This bit is ideal for creating custom drainboard patterns in solid surface countertops. For use on hand-held portable routers.

APPLICATION
WILSONART®
GIBRALTAR®
CORIAN®
SURELL®
FOUNTAINHEAD®
AVONITE®
FORMICA®
Etc.

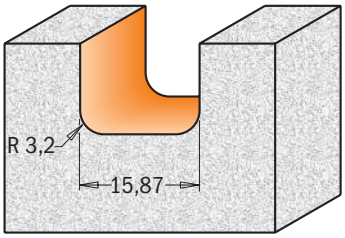

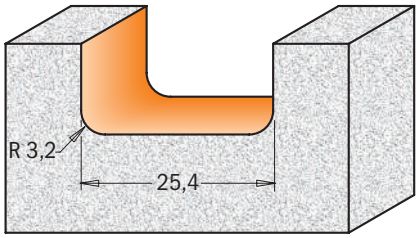

Drawing is 1:1 scale

D mm	I mm	R mm	L mm					ORDER NO. S=Ø12mm	ORDER NO. S=Ø12,7mm
15,87	12,7	3,2	63,5	10				981.511.11	881.511.11
25,4	12,7	3,2	69,8	10				981.512.11	881.512.11

Solid Surface - Inlay Bits



8/980.511-512-513

HW | Z2 | RH

Add a decorative inlay to solid surface countertops in composite. Equipped with a non-marring DELRIN® bearing to protect the finished edges. For use on hand-held portable and table routers.

APPLICATION
WILSONART®
GIBRALTAR®
CORIAN®
SURELL®
FOUNTAINHEAD®
AVONITE®
FORMICA®
Etc.

Standard

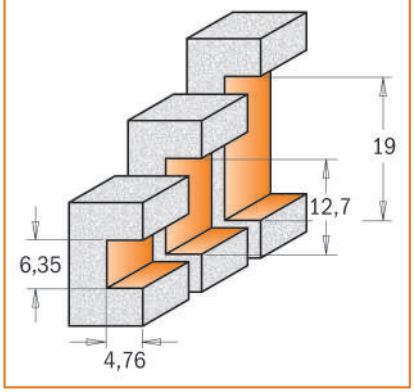

Drawing is 1:1 scale

Optional

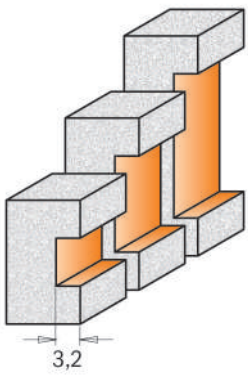

optional with bearing **791.045.00**

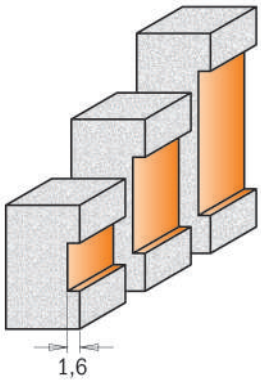

optional with bearing **791.046.00**

D mm	I mm	H mm	L mm				ORDER NO. S=Ø12mm	ORDER NO. S=Ø12,7mm
22,2	6,35	4,76	77			10	980.511.11	880.511.11
22,2	12,7	4,76	90			10	980.512.11	880.512.11
22,2	19,05	4,76	90			10	980.513.11	880.513.11

Spare parts

791.044.00	990.058.00	991.057.00
791.044.00	990.058.00	991.057.00
791.044.00	990.058.00	991.057.00

®Brand names mentioned in CMT products are the property of their respective owners (see back cover)

www.dahm.no

Solid Surface - Sink & Trim Bits



8/980.57

HW Z2 RH

Trim a sink cut-out flush with the bowl in stages using these "over-hang" and flush trim bits. The DELRIN® bearings are tapered to match the slope of the bowl's side. A first pass with the over-hang bit cleans the cut-out edge, leaving a slight over-hang on the underside of the counter. A second pass with the flush-trim bit completes the operation. Made from super micrograin carbide for guaranteed longer life!

APPLICATION
WILSONART®
GIBRALTAR®
CORIAN®
SURELL®
FOUNTAINHEAD®
AVONITE®
FORMICA®
Etc.

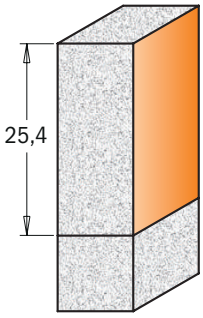

880.571.11
980.571.11

Drawing is 1:1 scale

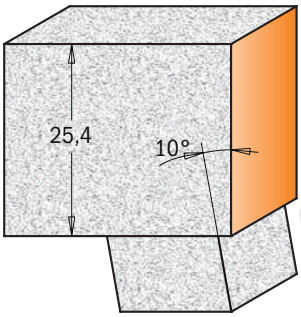

880.572.11
980.572.11



D mm	I mm	A	L mm				ORDER NO. S=Ø12mm	ORDER NO. S=Ø12,7mm
19,05	25,4		78			10	**980.571.11**	**880.571.11**
22	25,4	10°	78			10	**980.572.11**	**880.572.11**

Spare parts

791.046.00	990.058.00	991.057.00
791.048.00	990.058.00	991.057.00

Solid Surface - Sink & Trim Bits with Insert Knives



8/980.56

INSERT CARBIDE LONG LIFE Z2 RH 2X CUTTING

Trim a sink cut-out flush with the bowl in stages using these "over-hang" and flush trim bits. The DELRIN® bearings are tapered to match the slope of the bowl's side. A first pass with the overhang bit **8/980.562.11** cleans the cut-out edge, leaving a slight over-hang on the underside of the counter. A second pass with the flush-trim bit **8/980.561.11** completes the operation. Knives made from super micrograin carbide and sharpened on both sides guarantee longer life!

APPLICATION
WILSONART®
GIBRALTAR®
CORIAN®
SURELL®
FOUNTAINHEAD®
AVONITE®
FORMICA®
Etc.

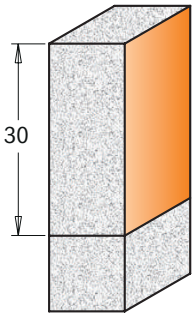

880.561.11
980.561.11

Drawing is 1:1 scale

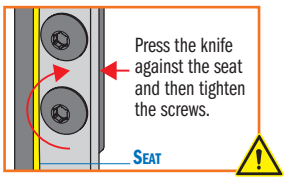

880.562.11
980.562.11

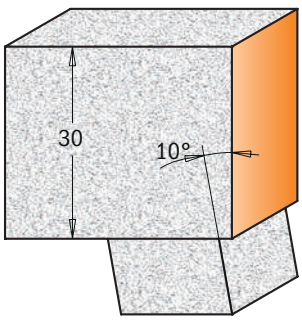

Drawing is 1:1 scale



SAFETY TIPS:



The **TW-006** Torque Screwdriver is recommended for the proper fastening of screws (see page 406).

D mm	I mm	A	L mm		ORDER NO. S=Ø12mm	ORDER NO. S=Ø12,7mm
19,05	30		83	10	**980.561.11**	**880.561.11**
22	30	10°	83	10	**980.562.11**	**880.562.11**

Spare parts

790.300.03	990.075.00	991.061.00	791.046.00	990.058.00	991.057.00
790.300.03	990.075.00	991.061.00	791.048.00	990.058.00	991.057.00

®Brand names mentioned in CMT products are the property of their respective owners (see back cover)

www.dahm.no



900.003

HWM HW Z2 RH

Find a whole workshop in this practical 26-piece router bit set! An endless selection of tools to express your woodworking creativity! Every cutting tool is made from the highest quality tungsten carbide and features our trademarked P.T.F.E. orange coating.
Comes with a snap-lock case for safe storage!

Description		ORDER NO. S=Ø8mm
26-Piece Router Bit Sets	1	900.003.00

Drawing is 1:1 scale

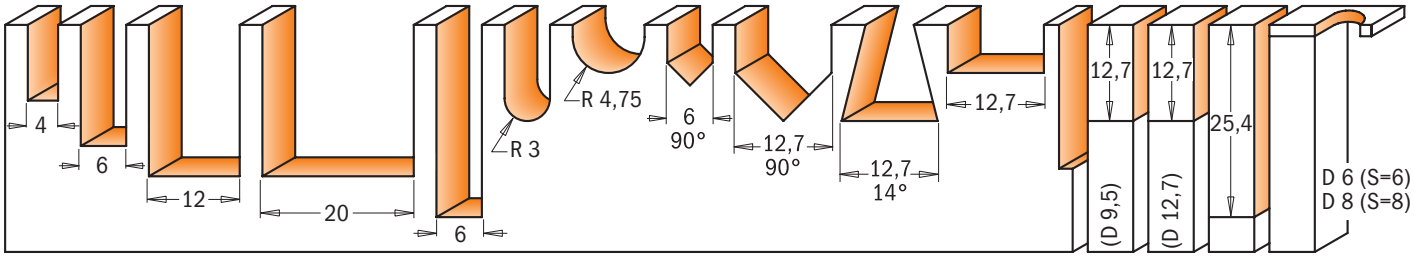

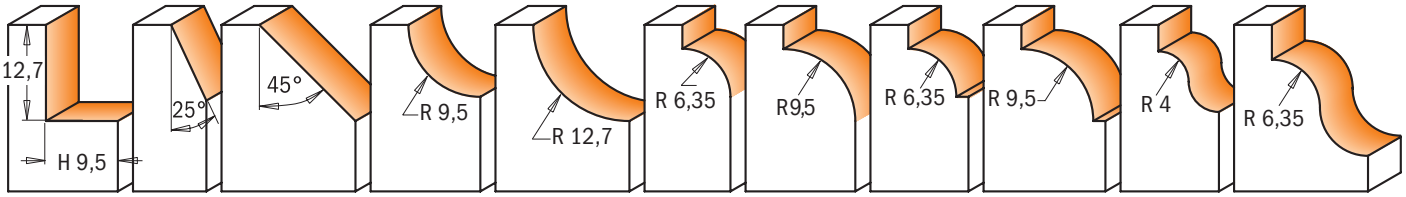

15-Piece Router Bit Sets



8/900.001

HWM HW Z2 RH

CMT's 15 piece bit router bit set is the perfect companion for the professional craftsman. This set offers a selection of organized and readyto-use straight and profile bits. Added value for any woodworker!
Each bit is made with micrograin tungsten carbide and coated with orange non-stick P.T.F.E. Comes with a snap-lock case for safe storage!

Description		ORDER NO. S=Ø6,35mm	ORDER NO. S=Ø8mm
15-Piece Router Bit Sets	1	800.001.00	900.001.00

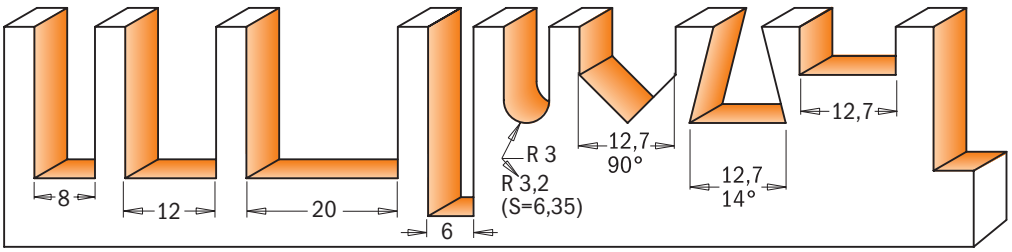

Drawing is 1:1 scale

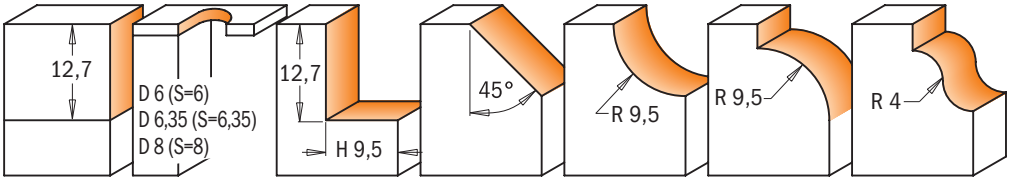



800.503

HWM HW Z2 RH

CMT's 12 most frequently used 6.35mm shank router bits assembled in a compact and attractive case for your convenience! The perfect case for any professional woodworker! Comes with a snap-lock case for safe storage!

Description		Order No. S=Ø6,35mm
12-Piece Router Bit Sets	1	**800.503.11**

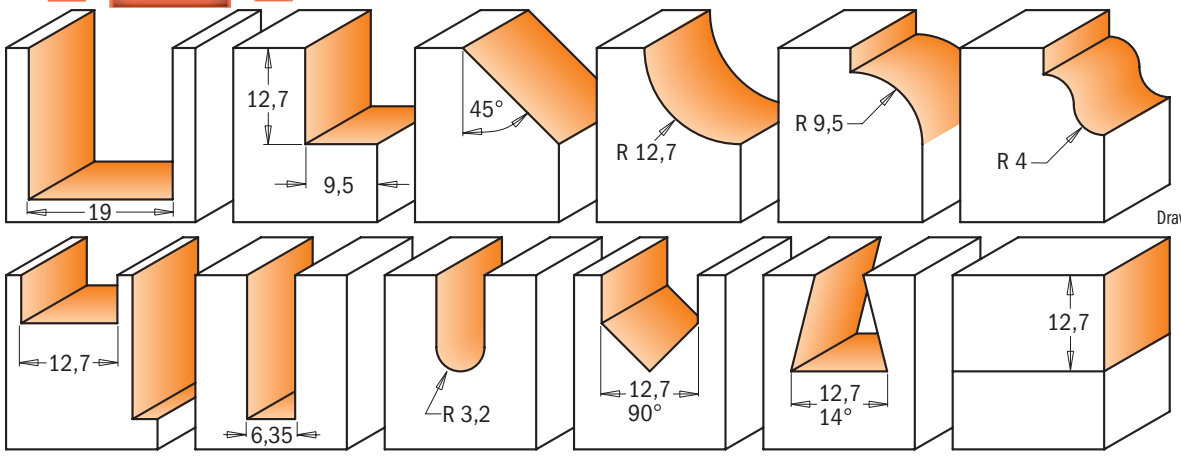

Drawing is 1:1 scale

13-Piece Router Bit Sets



800.505

HWM HW Z2 RH

CMT's 13 most frequently used 12.7mm shank router bits assembled in a compact and attractive case for your convenience!
Unique design that comes with a snap-lock case for safe storage!

Description		Order No. S=Ø12,7mm
13-Piece Router Bit Sets	1	**800.505.11**

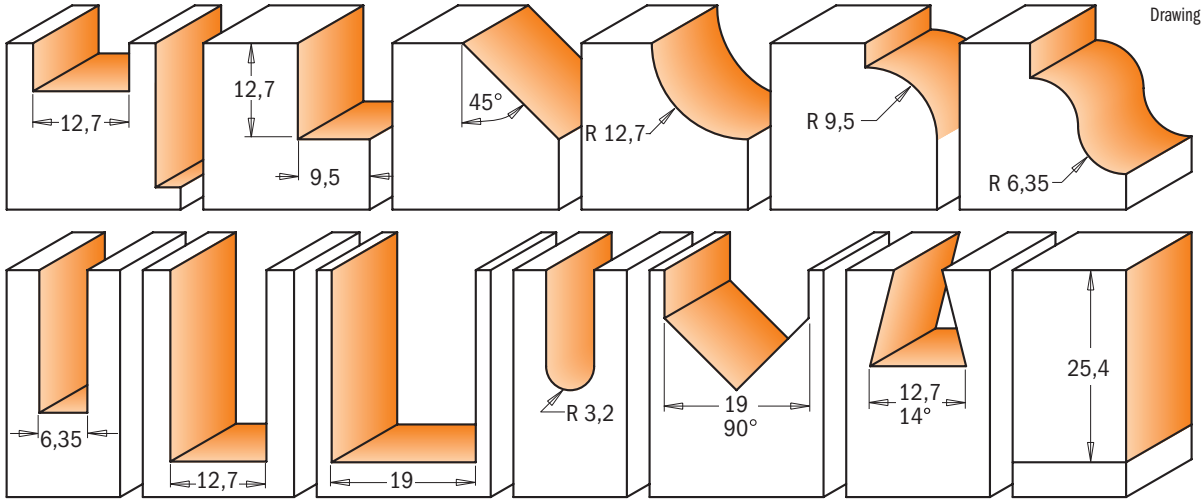

Drawing is 1:1 scale

Divided Light Door Sets



800.525 - 900.025

HW | α | Z2 | RH

Build authentic divided light doors for fine furniture and cabinets with these 3-piece sets. They include a stuck bit to cut the decorative ovolo profile on the frame edges, a cope to shape the mating profile on the ends of the stock, and a rabbeting bit to cut the recess for the glass. Thanks to the guide bearings, you can also create arches on curved frames. The unique design of the cope bit allows you to use full-length tenons to create strong, authentic mortise-and-tenon joinery.
As the stock is coped, the tenon passes over the bit. These sets are designed for 22,2mm wide bars such as those on corner cupboard doors.



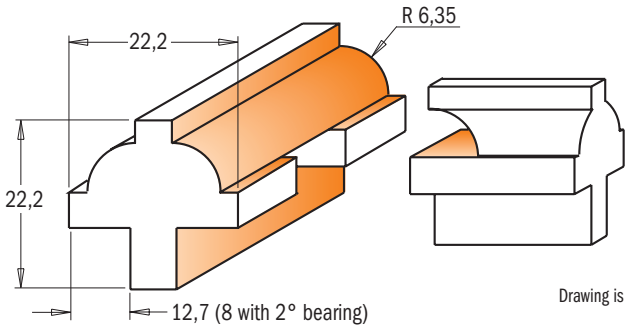

Drawing is 1:1 scale

Description		ORDER NO. S=Ø8mm	ORDER NO. S=Ø12,7mm
Divided Light Door Sets	1	900.025.11	800.525.11

Glass Panel Sets



8/955.803

HW | Z2 | Z3 | RH

CMT's unique stile and rail router bit sets allow you to produce glass panel doors by using a rubber panel retainer to secure the glass in a 3,2mm slot cut into the frames. These bits work the same as other CMT stile and rail sets, but they leave you with a square rabbet on the inside of your door for installing the glass panel.
Available in 12mm and 12,7mm shanks.

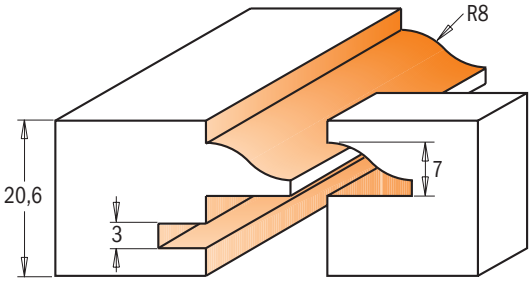

Drawing is 1:1 scale

Description		ORDER NO. S=Ø12mm	ORDER NO. S=Ø12,7mm
Glass Panel Sets	1	955.803.11	855.803.11

Optional: **GLAS/RTBRN** Glass panel retainers 762cm.

GLASS PANEL RETAINERS

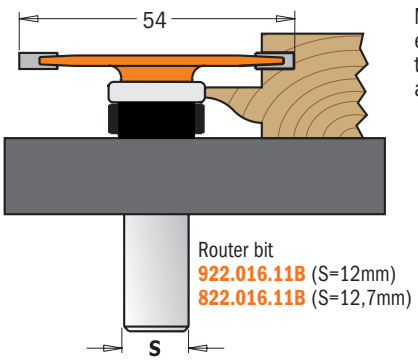

HERE'S HOW IT WORKS:

Mill the cope and pattern cuts first, then use the slot cutter to cut the groove for the rubber panel retainer. The edge of the pattern cut will ride on the bearing of the slot cutter bit. When you cut the slot in the rails you can cut the slot the full length of the stock. When you cut the slot in the stiles you need to set up reference points to stop and start the cuts so they are hidden from view on the top and bottom of the doors.

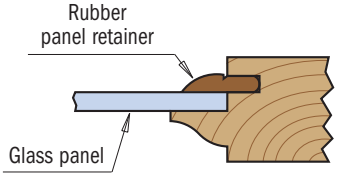

GLAS/RTBRN



Our unique retainer strips fit perfectly in the slots created by the slot cutter bit and hold your glass securely in the frame. Sold in 762cm lengths.



8/900.527

This is a multifunctional set for door and furniture makers, building entry or passage doors and furniture tenons. The tenon cutter included in the set, produces a beefy 27mm long tenon. As an extra bonus, the tenon cutter can be used for making furniture requiring tenons anywhere from 9.5mm to 16mm in thickness.







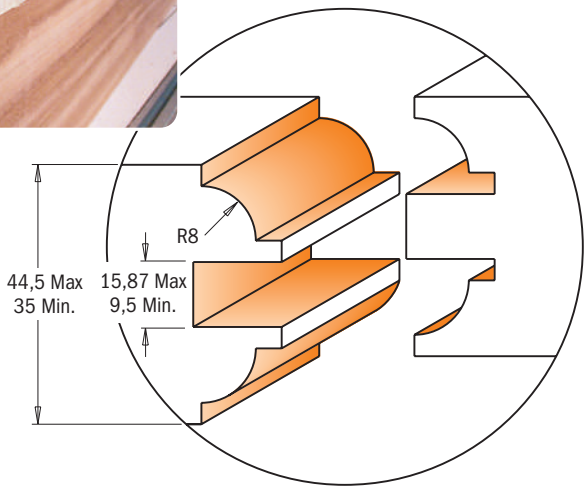

Entry & interior door construction Easy as 1, 2, 3!

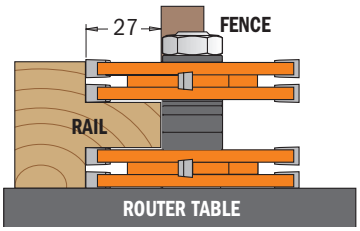

Step 1. Cut the tenon into the rails

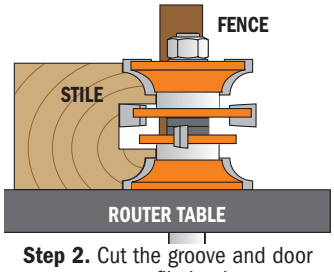

Step 2. Cut the groove and door profile in pieces.

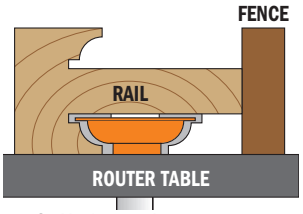

Step 3. Undercut the tenons to cope the ends of the rails.

Description		ORDER NO. S=Ø12mm	ORDER NO. S=Ø12,7mm
3-Piece Entry & Interior Door Router Bit Set	1	**900.527.11**	**800.527.11**

2-Piece Entry Door Router Bit Set

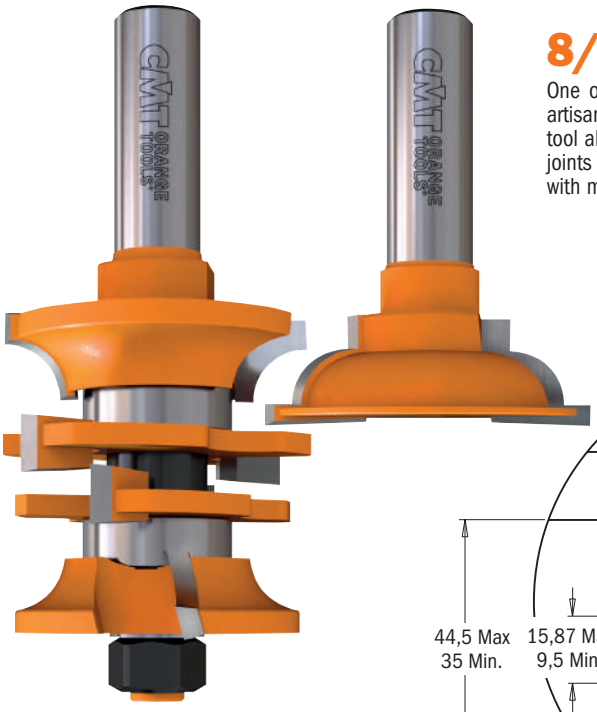

8/955.806

One of the more popular bits among both artisans and professional carpenters, this tool allows you to create tongue and-groove joints and produce entry and passage doors with minimal effort. Incredible versatility!

HW | α | Z2 | RH

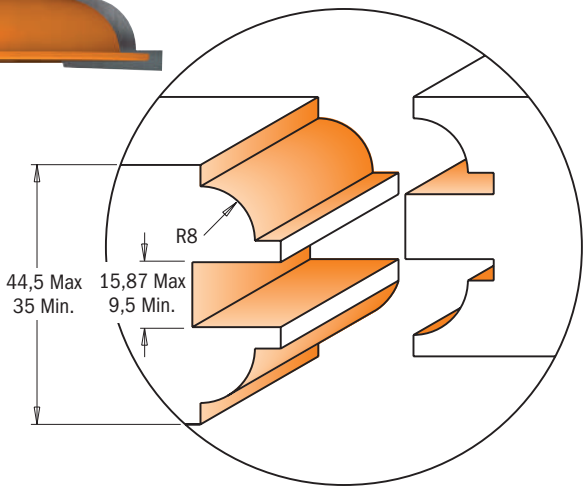

Entry & Interior Door Construction

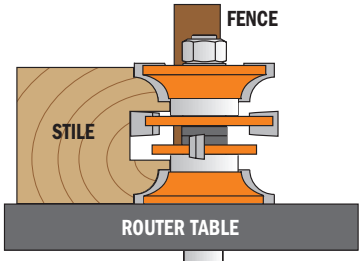

Application 1: cut the groove and the door profile in all pieces.

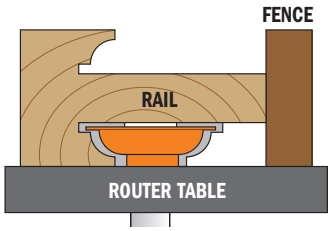

Application 2: undercut the tenon to cope the ends of the rails.

D mm	I mm		ORDER NO. S=Ø12mm	ORDER NO. S=Ø12,7mm
44,5-48	35-44,5	5	**955.806.11**	**855.806.11**

Spare parts

8-22mm	up	down		0,1mm	0,3mm	3mm	
791.005.00	822.021.11A	822.021.11B	822.022.11	541.515.00	541.516.00	541.500.00	990.020.00

Tenon Cutting Router Bits

8/900.628



8/900.627



HW | Z2 | RH

CMT's tenon cutting router bit will produce the most perfect fitting tenons in every board you cut, even if the boards vary in thickness. Simply set the distance between the cutters using the included spacers, and you can easily cut tenons from 4,76mm to 9,5mm thick, and up to 27mm long. This simple-to-use router bit takes the mystery out of tenon-to-mortise fit required for high quality joinery.

Maximum speed
MAX RPM 12.000

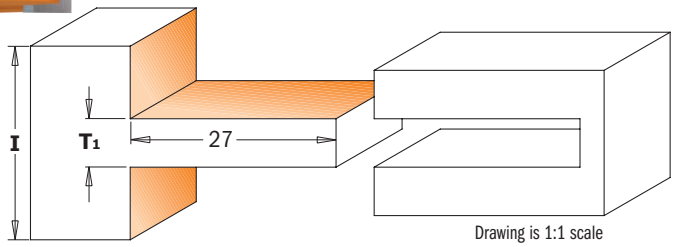

Drawing is 1:1 scale

8-900.627

T1	Spacer (mm) 6,35mm	3,2mm	1,6mm
4,76mm	1	0	0
6,35mm	1	0	1
8mm	1	1	0
9,5mm	1	1	1

D mm	I mm	T1 mm		ORDER NO. S=Ø12mm	ORDER NO. S=Ø12,7mm
75	34,9	4,76-9,5	5	**900.627.11**	
75	34,9	4,76-9,5	5		**800.627.11**
75	44,5	9,5-15,8	5	**900.628.11**	
75	44,5	9,5-15,8	5		**800.628.11**

Spare parts

		0,1mm	0,3mm	1,6mm	3,2mm	6,2mm	
924.134.00	822.020.11	541.513.00	541.520.00	541.521.00	541.522.00	541.523.00	990.022.00
824.134.00	822.020.11	541.513.00	541.520.00	541.521.00	541.522.00	541.523.00	990.022.00
924.135.00	822.020.11	541.513.00	541.520.00	541.521.00	541.522.00	541.523.00	990.022.00
824.135.00	822.020.11	541.513.00	541.520.00	541.521.00	541.522.00	541.523.00	990.022.00



Available with raised panel bits in two different profiles, these sets feature six router bits for making arched raised panel doors and professional drawer fronts. These sets include:

OGEE RAIL & STILE BITS: these two perfectly matched tools will eliminate the frustration of setting up reversible cutters. The stile bits also feature shear angles for neater cuts.

RAISED PANEL BIT WITH BACKCUTTER: this 88,9mm diameter bit features a backcutter for milling both the front and the back on the panel in a single cut. We recommend using a 31mm diameter bearing to work safely in two shallow passes.

SUPER-DUTY FLUSH TRIM BIT: this 19mm diameter bit gives you a superior cut with minimal chipping, even on end grain.

OGEE DOOR EDGE BIT: a subtle cove followed by a subtle roundover adds an elegant touch to your door edge.

DRAWER FRONT BIT: this bit makes a mini-raised panel cut on the outside edges of your drawer fronts.

DESCRIPTION			ORDER NO. S=Ø12,7mm
The Cabinetmaking Sets - Profile A	(6 HW pcs.)	1	800.515.11
The Cabinetmaking Sets - Profile B	(6 HW pcs.)	1	800.520.11

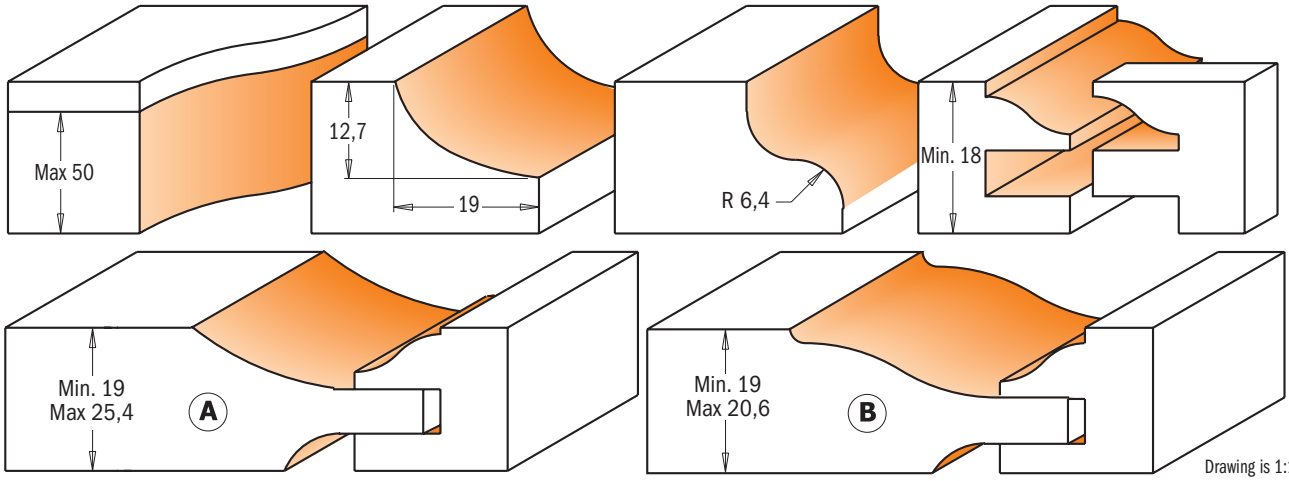

Drawing is 1:1 scale

Small Arch Door Sets



800.524 - 900.024

These 3-piece sets will produce beautifully raised panel doors with a classic bevelled profile. Designed for use in fine furniture making, these sets include two matched cope and stick bits to produce frames from 15,87mm to 19mm in thickness. The stick bit shapes a decorative 4,76mm thumbnail moulding along the edge of the frame.
The panel bit is designed for material 12,7mm in thickness. All bits are equipped with guide bearings for shaping curved work such as the small arched panel doors seen on secretaries and corner cabinetry.
These sets also produce panels for small chests, lids for small boxes, or drawer fronts. Available in 8mm and 12,7mm shanks.

DESCRIPTION		ORDER NO. S=Ø8mm	ORDER NO. S=Ø12,7mm
Small Arch Door Sets (3 HW pcs.)	1	900.024.11	800.524.11

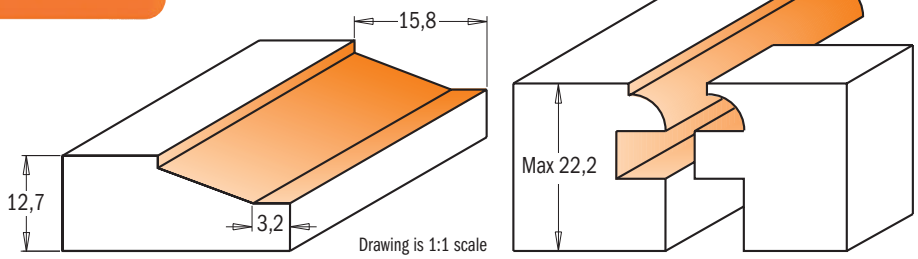

Drawing is 1:1 scale





HW | Z2 | RH

These CMT's sets aren't only a random selection of odds and ends packaged in a handy carry case, but they are also professional kits for drawer and door makers.
3 sets to choose from, 5 different bits to suit your needs: a raised panel bit, rail and stile bits, a glue joint and a drawer lock bit. Please refer to the illustrations below for complete profile options.



Description			ORDER NO. S=Ø12mm	ORDER NO. S=Ø12,7mm
CMT's Complete Kitchen Set - Profile A	(5 HW pcs.)	1	900.509.11	800.509.11
CMT's Complete Kitchen Set - Profile B	(5 HW pcs.)	1	900.510.11	800.510.11
CMT's Complete Kitchen Set - Profile C	(5 HW pcs.)	1	900.511.11	800.511.11

8/900.509.11

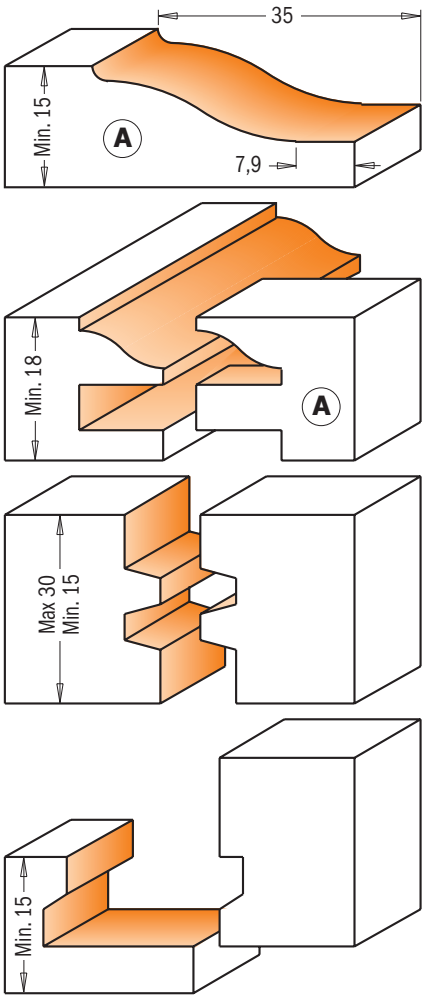

8/900.510.11

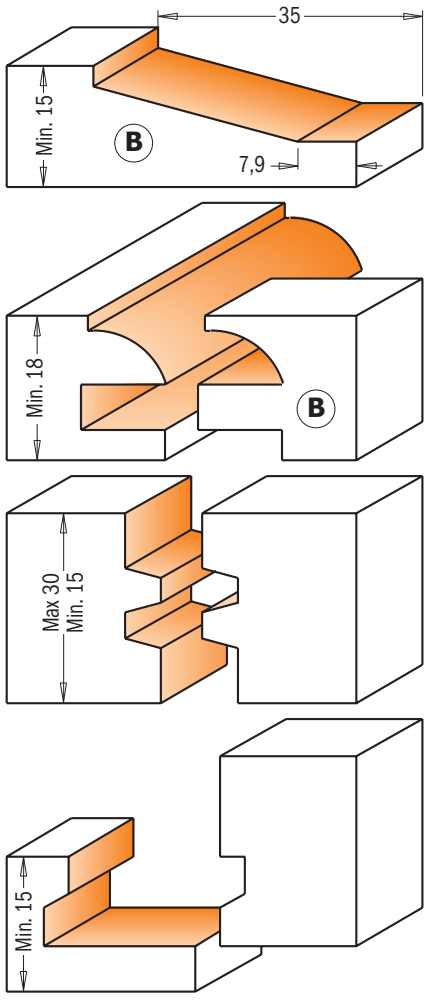

8/900.511.11

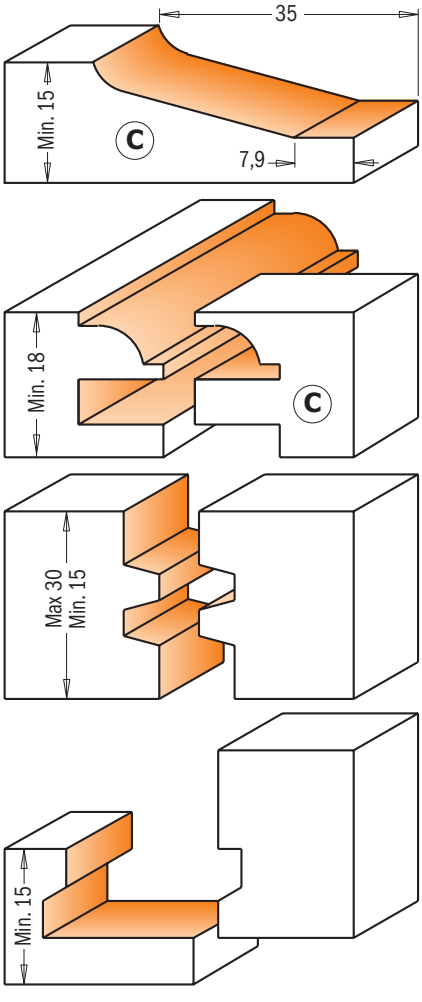

Drawing is 1:1 scale

Panalign Strips

Beautiful panel doors can be ruined by a poorly-aligned panel. Next time, slip panalign strips into the rails to keep panels perfectly centred while allowing for expansion. Unlike carpet foam, which eventually loses elasticity and ceases to work, the rubber in panalign strips is specially designed to spring back indefinitely. The rectangular shape makes the strips easy to handle. Typical doors require 4 to 8 strips each.

PNL



Description	Dimension mm	Qty.		ORDER NO.
Panalign Strips	27x7x7mm	200	1	PNL-001



Our 3 piece kitchen set includes a couple of rail and stile bits and a raised panel bit. Choose among 4 possible profiles to make panel doors easily economically. Supplied in a protective carry case: perfect for keeping your bits safe, organized and within reach.

Description		ORDER NO. S=Ø12mm	ORDER NO. S=Ø12,7mm
Kitchen Set - Profile A+A_2	1	900.513.11	800.513.11
Kitchen Set - Profile B+B_2	1	900.512.11	800.512.11
Kitchen Set - Profile C+C_2	1	900.514.11	800.514.11
Kitchen Set - Profile D+B	1	900.516.11	800.516.11

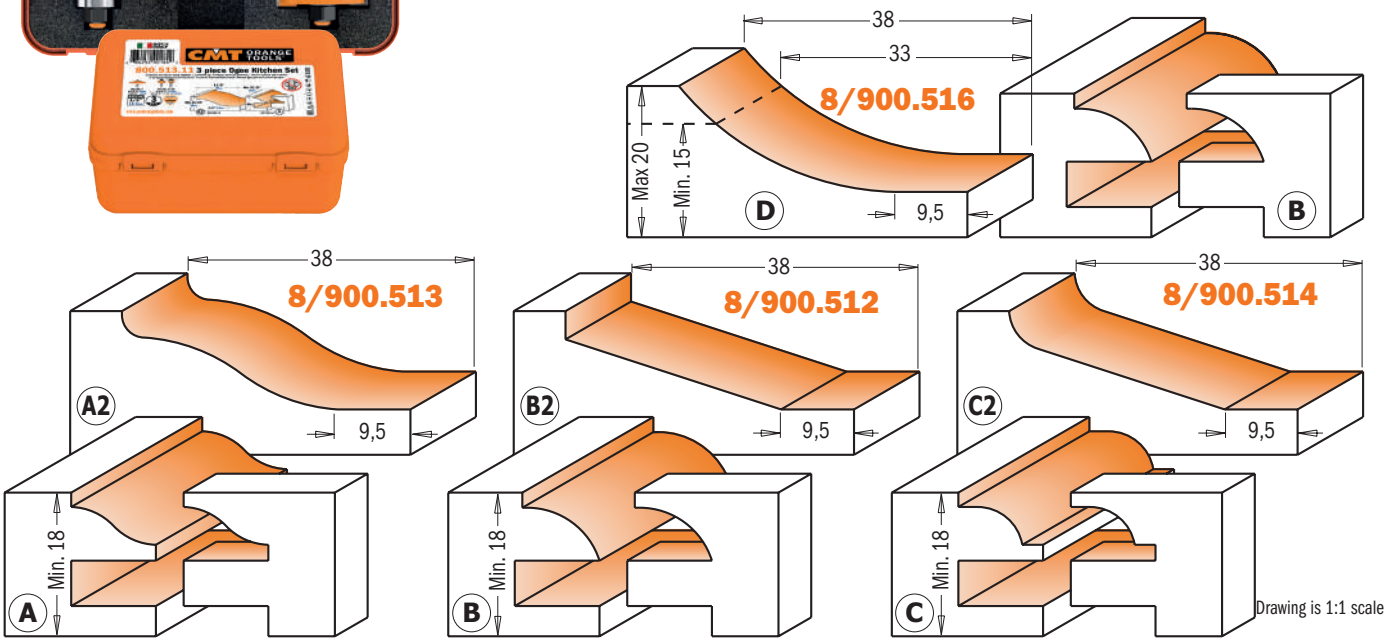

Drawing is 1:1 scale

The Raised Panel Sets with Backcutter



8/900.518 - 8/900.522

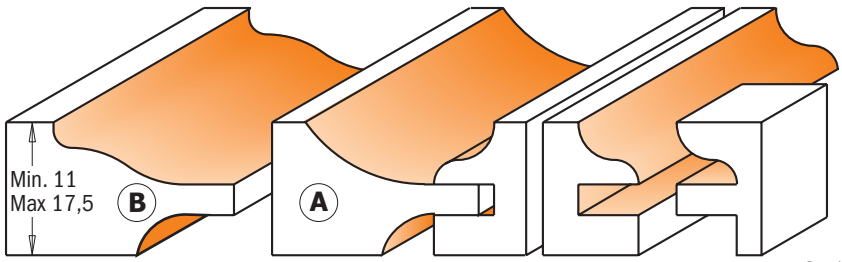

Drawing is 1:1 scale

8/900.517 - 8/900.521

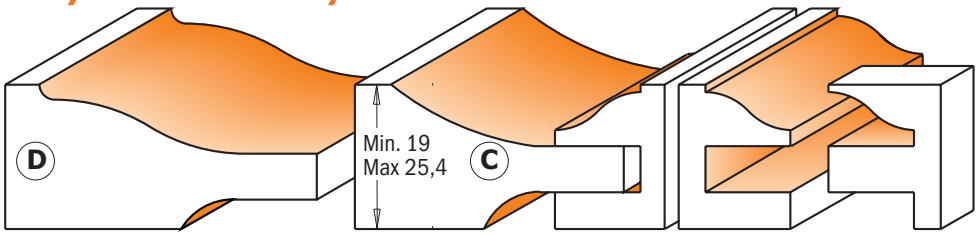

The set includes a choice of a cove or an ogee raised panel bit and an ogee rail & stile pair. All tools are supplied in a robust protective carry case.

Description				ORDER NO. S=Ø12mm	ORDER NO. S=Ø12,7mm
Junior Raised Panel Sets - Profile A	(3 HW pcs.)	Ø63,5mm.	1	900.518.11	800.518.11
Junior Raised Panel Sets - Profile B	(3 HW pcs.)	Ø63,5mm.	1	900.522.11	800.522.11
Raised Panel Sets - Profile C	(3 HW pcs.)	Ø89mm.	1	900.517.11	800.517.11
Raised Panel Sets - Profile D	(3 HW pcs.)	Ø89mm.	1	900.521.11	800.521.11



8/900.624

These new bit sets are excellent for producing adjustable tongue and groove joints with a bevel, in order to eliminate panel rattle that may occur with the production of standard cabinets.
Cut precise grooves into your plywood veneered panels and make perfect rattle-free fits. To be used on table-mounted routers. Avoid using these bits in hand-held power tools.

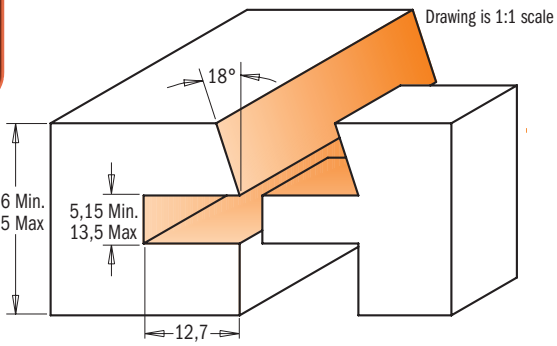

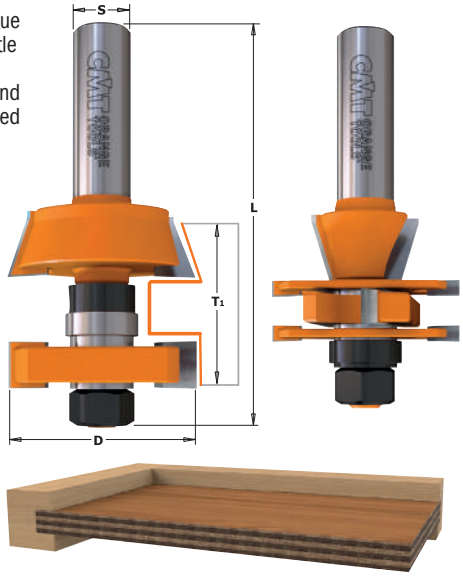

D mm	T1 mm	A	L mm		ORDER NO. S=Ø12mm	ORDER NO S=Ø12,7mm
41,2	16-35	18°	87	5	**900.624.11**	**800.624.11**

Spare parts		3,7mm	7,14mm	3,7mm	10,4mm	
791.025.00	822.025.11	822.026.11	822.027.11	822.028.11	990.020.00	

Spare parts: **541.515.00** 0,1mm spacer
541.516.00 0,3mm spacer
541.517.00 0,5mm spacer
541.518.00 1mm spacer
541.500.00 3mm spacer
541.519.00 5,8mm spacer

Adjustable Tongue & Groove Bit Set for Mission Style Cabinet Doors



8/900.625

Exclusive CMT design which allows the perfect fix for undersized plywood panel. The tongue cutter features opposing shear angles to obtain flawless finishing on a large variety of materials such as plywood, softwood and hardwood.
For use on a table-mounted router. Not for handheld routers.
- Adjustable in 0.050mm (0.002") increments;
- For groove width from 5mm to 13,5mm;
- Cut stock thickness of 12,7mm to 31,7mm;
- Features micrograin carbide for longer life.
- Features micrograin carbide for longer life.



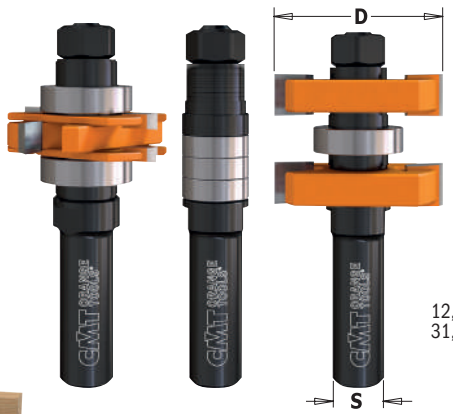



Drawing is 1:1 scale

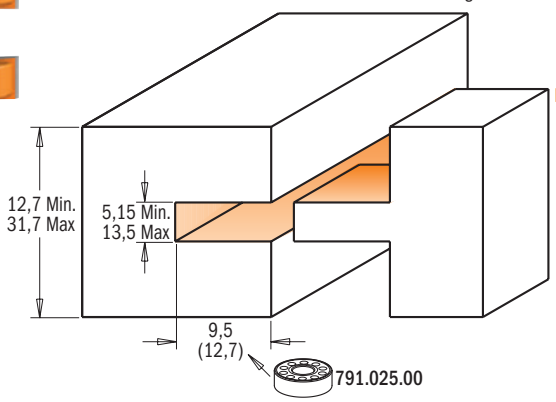

D mm	T1 mm		ORDER NO. S=Ø12mm	ORDER NO S=Ø12,7mm
41,2	5,15-13,5	5	**900.625.11**	
41,2	12,7-31,7	5		**800.625.11**

Spare parts		8-22mm	3,7mm	7,14mm	3,7mm	10,4mm	
924.136.00	791.012.00	822.025.11	822.026.11	822.027.11	822.028.11	990.020.00	
824.136.00	791.012.00	822.025.11	822.026.11	822.027.11	822.028.11	990.020.00	

Spare parts: **541.515.00** 0,1mm spacer
541.516.00 0,3mm spacer
541.517.00 0,5mm spacer
541.518.00 1mm spacer
541.500.00 3mm spacer
541.519.00 5,8mm spacer



8/923.001

HW Z3 RH

Create slots, grooves and rabbets on all materials using these slot cutter sets. Ideal for biscuit and tongue and groove joints. These sets include 4 different bearings to allow a cutting depth of 8mm, 9,5mm, 12,8mm and 14,3mm. Please refer to the chart below for applications and the correct cutter combinations.

SAFETY TIPS: never use the slot cutter sets without shims between cutters, whose distance can vary from 1mm to 1,7mm. Shims can also be positioned between the ball bearings and the cutters.



ASSEMBLY ILLUSTRATION

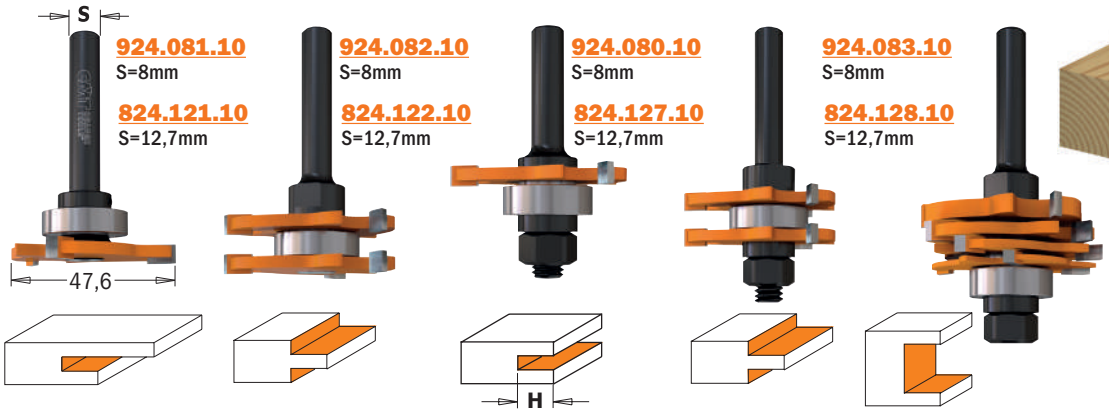



Spare parts

H mm		ORDER NO.
14,3	8-19	791.034.00
12,7	8-22	791.005.00
9,5	8-28,5	791.030.00
8	8-31,5	791.033.00

DESCRIPTION		ORDER NO. S=Ø8mm
Slot cutter set	1	**923.001.11**

Spare parts

2mm	3mm	4mm	5mm	6mm				
822.320.11	823.330.11	823.340.11	823.350.11	822.360.11	924.081.10	924.082.10	924.080.10	924.083.10

DESCRIPTION		ORDER NO. S=Ø12,7mm
Slot cutter set	1	**823.001.11**

Spare parts

1,6mm	3,2mm	4mm	4,8mm	6,4mm				
822.316.11	823.332.11	823.340.11	822.348.11	822.364.11	824.121.10	824.122.10	824.127.10	824.128.10

5-Piece Straight Bit Set & Profile Bit Set

A three 5-piece set with a selection of straight bits and the most popular profile router bits.
Sold in a robust protective carry case.

HWM HW Z2 RH

900.005.01



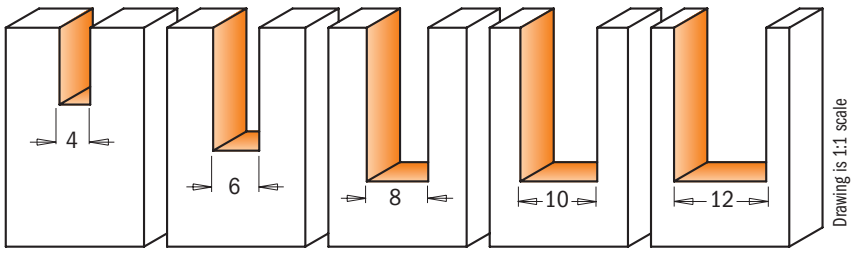

DESCRIPTION			ORDER NO. S=Ø8mm
5-Piece Straight Bit Set	5		**900.005.01**

7/900.005.03



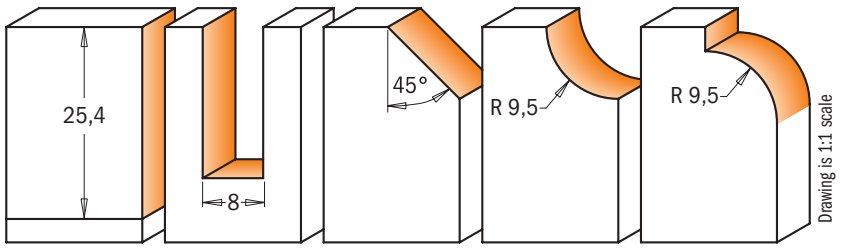

DESCRIPTION		ORDER NO. S=Ø6mm	ORDER NO. S=Ø8mm
5-Piece Profile Bit Set	5	**700.005.03**	**900.005.03**



600.005.01

INSERT CARBIDE | Z1 | Z2 | RH | 2X CUTTING

This set is the perfect companion for the professional craftsman. We offer the 5 most popular bits with reversable knives complete with 10 spare knives and 2 TORX® keys. They are perfect for working on all materials such as solid wood, wood derivatives, laminates, MDF, and plastic matierials. For use with a hand held, point-to-point machine or CNC router.

SAFETY TIPS:



The **TW-006** Torque Screwdriver is recommended for the proper fastening of screws (see page 406).

DESCRIPTION		ORDER NO. S=Ø8mm
Router Bit Set with Insert Knives	1	**600.005.01**



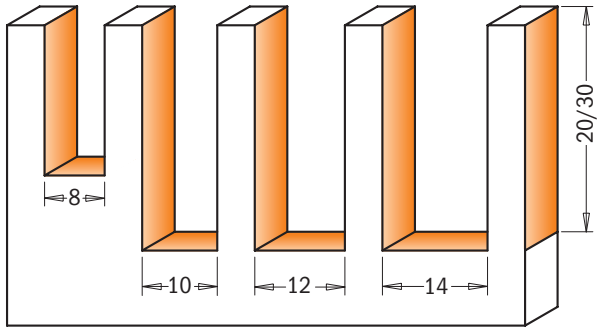

Drawing is 1:1 scale

10 spare knives and 2 TORX® keys included

SET CONTAINS	D mm	I mm	KNIVES		ORDER NO. S=Ø8mm
Straight Router Bit with Knife	8	20	790.200.01 - 20 x 4,1 x 1,1mm		**651.080.11**
Straight Router Bit with Knife	10	30	790.300.01 - 30 x 5,5 x 1,1mm		**651.100.11**
Straight Router Bit with Knife	12	30	790.300.01 - 30 x 5,5 x 1,1mm		**651.120.11**
Straight Router Bit with Knife	14	30	790.300.01 - 30 x 5,5 x 1,1mm		**651.140.11**
Flush Trim Bit with Knife	19	30	790.300.00 - 30 x 12 x 1,5mm	791.007.00	**657.191.11**

5-Piece Spiral Bit Sets



191.0/192.0

HWM | Z2 | RH

This new set of high quality solid tungsten carbide upcut and downcut spiral bits come in the most popular diameters: 4-8-10-12mm. These bits featuring sharp long-lasting cutting edges guarantee perfect high quality cuts, and the spiral layout allows for a more efficient chip ejection. Recommended for use on hardwood, wood derivatives, laminates and plastic materials.

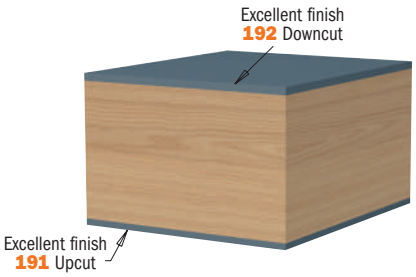



DESCRIPTION			ORDER NO. S=Ø8mm	ORDER NO. S=Ø6,35-12,7mm
5-Piece Upcut Spiral Bit Sets	(Ø4 - 6 - 8 - 10 - 12mm)	5	**191.000.01**	
5-Piece Downcut Spiral Bit Sets	(Ø4 - 6 - 8 - 10 - 12mm)	5	**192.000.01**	
5-Piece Upcut Spiral Bit Sets	(Ø4,76 - 6,35 - 8 - 9,5 - 12,7mm)	5		**191.000.02**
5-Piece Downcut Spiral Bit Sets	(Ø4,76 - 6,35 - 8 - 9,5 - 12,7mm)	5		**192.000.02**

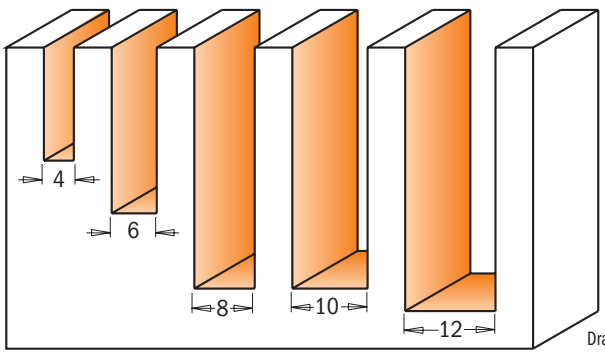

Drawing is 1:1 scale

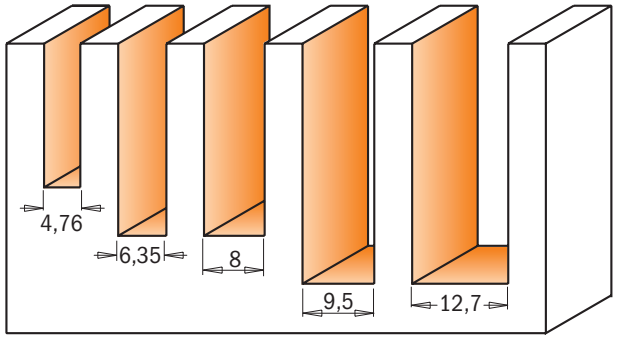

®Brand names mentioned in CMT products are the property of their respective owners (see back cover)

www.dahm.no

CONTRACTOR ROUTER BIT FROM CMT



Deluxe packaging

CMT CONTRACTOR TOOLS®

For value-driven contractors, remodelers and DIYers. Great quality/price ratio and long-lasting performance.

HEAT-TREATED SHANK & BODY FOR GREATER DURABILITY
The bits are made from the finest steel hardened to reach 58 Rockwell which ensures durability and good cutting performance.

ANTI-KICKBACK DESIGN
Controls depth of cut and minimizes kickback reducing your risk of injury.

SINTERHIP HI-DENSITY CARBIDE
New process called SinterHIP (Hot Isostatic Pressing), helps prevent material failure and increases cutting life.

CORROSION-FREE BLACK COATING
Protects against corrosion and provides a longer bit life.

PRECISION GROUND CUTTING EDGES
Each cutting edge is precisely sharpened to obtain a sharp and durable cutting angle.



CMT CONTRACTOR TOOLS

K911-K912

HW Z1 Z2 RH

Designed for making slots and routing channels in wood and wood composites. Hi-Density carbide-tipped cutting edges provide smooth performance and a precise cut. Engineered for efficient chip clearance.

D mm	I mm	L mm	Z		ORDER NO. S=Ø8mm
3	8	51	1	10	K911-030
4	11	51	1	10	K911-040
5	12,7	51	1	10	K911-050
6	16	51	1	10	K911-060
6	25,4	57	2	10	K912-060
8	20	51	2	10	K911-080
8	32	62	2	10	K912-080
10	20	51	2	10	K911-100
10	32	62	2	10	K912-100
12	20	51	2	10	K911-120
12	32	62	2	10	K912-120
14	25,4	56	2	10	K911-140
15	25,4	56	2	10	K911-150
16	25,4	56	2	10	K911-160
18	25	56	2	10	K911-180
20	25	56	2	10	K911-200
22	25,4	56	2	10	K911-220
24	25,4	56	2	10	K911-240
25	25,4	57	2	10	K911-250



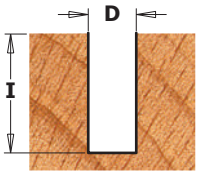

Drawing is 1:1 scale

Straight Bits with Centre Tip



CMT CONTRACTOR TOOLS

K174

HW Z2+1 RH

Thanks to the center tip the cutting edge allows you to execute any kind of plunge drilling and trimming jobs on soft or hardwood, wood composites and plastic or laminated materials.

D mm	I mm	L mm	Z		ORDER NO. S=Ø8mm
8	20	51	2+1	10	K174-080
8	40	90	2+1	10	K174-082
10	20	51	2+1	10	K174-100
10	40	90	2+1	10	K174-101
12	20	51	2+1	10	K174-120
12	40	90	2+1	10	K174-121
16	20	51	2+1	10	K174-160
16	40	90	2+1	10	K174-161
18	20	51	2+1	10	K174-180
20	20	51	2+1	10	K174-200
22	20	70	2+1	10	K174-220

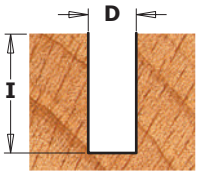

Drawing is 1:1 scale

Plunge Centre Tip

This particular kind of cutting edge guarantees long-lasting performance during plunging operations.





K911B

HW Z2 RH

Our pattern bit makes template routing easy and accurate. Create cabinets, furniture, signs, toys or just about any other project you can imagine. Our smooth-running top bearing will glide along your template creating a perfect copy in the wood piece below.

D mm	I mm	L mm	Z		ORDER NO. S=Ø8mm
16	25,4	70	2	10	K911-160B
22	25,4	70	2	10	K911-220B

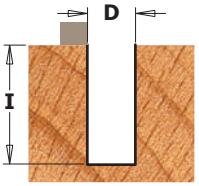

Drawing is 1:1 scale

Flush Trim Bits



K906

HW Z2 RH

Precise flush trimming of wood or laminate material. Bottom bearing runs effortlessly against finished work piece delivering a smooth to the touch flush trim cut. Two carbide-tipped cutting edge design optimizes performance.

I mm	D mm	L mm	Z		ORDER NO. S=Ø8mm
14	9,5	56	2	10	K906-096
25,4	12,7	67	2	10	K906-127
25,4	19	67	2	10	K906-191



Drawing is 1:1 scale

Round Nose Bits

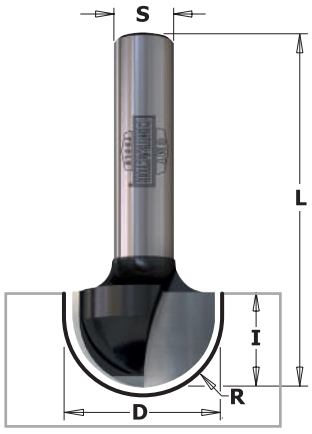

K914

HW Z2 RH

Designed for sign and cabinet makers. Use the round nose to make decorative doors, drawer fronts, signs or add a design to any other creative project. Features two carbide-tipped cutting edges that provide a smooth cut in wood and wood derivatives.

R mm	D mm	I mm	L mm		ORDER NO. S=Ø8mm
3	6	9,5	40	10	K914-060
4,75	9,5	9,5	40	10	K914-095
6,35	12,7	12,7	40	10	K914-127
8	16	12,7	45	10	K914-160
9,5	19	12,7	46	10	K914-190

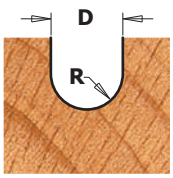

Drawing is 1:1 scale



CMT CONTRACTOR TOOLS

K915-K958

HW Z2 RH

Make a clean sharp v-groove in panel and drawer fronts for decorative projects. Good for engraving letters for signs, they feature two sharp carbide-tipped cutting edges for smooth fast cutting. Choose from our 60° or 90° V-groove angle.

D mm	I mm	A	L mm	Z		ORDER NO. S=Ø8mm
12,7	12,7	90°	45	2	10	K915-127
16	16	90°	45	2	10	K915-160
31,8	20	90°	60	2	10	K915-317
11	14	60°	45	2	10	K958-110

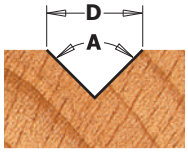

Drawing is 1:1 scale

Decorative Ogee Bit



CMT CONTRACTOR TOOLS

K965

HW Z1 RH

This new CMT bit produces a classic single or double-edged bead. Ideal for creating a marked decorative effect on panel, door and drawer work.

D mm	d mm	I mm	R mm	L mm		ORDER NO. S=Ø8mm
10	1,3	10	5	50,8	10	K965-100

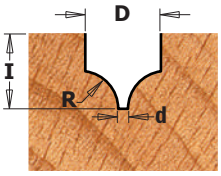

Drawing is 1:1 scale

Keyhole Bit



CMT CONTRACTOR TOOLS

K950

HW Z1 RH

Easily create a hardware-free way to hang pictures and plaques on a wall. Cuts a key-holed groove or slot in a variety of materials such as wood, plywood and laminates.

D mm	d mm	I mm	L mm		ORDER NO. S=Ø8mm
9,5	4,76	11,1	48	10	K950-095

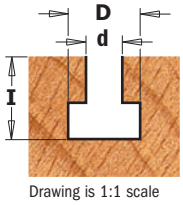

Drawing is 1:1 scale

Dovetail Bit



CMT CONTRACTOR TOOLS

K918

HW Z2 RH

Use our bits with some of the most popular dovetail jigs on the market to create clean dovetail joints in wood and wood composite material. Balanced for good performance.

D mm	I mm	L mm	A		ORDER NO. S=Ø8mm
12,7	12	45	14°	10	K918-127

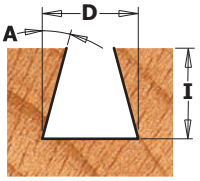

Drawing is 1:1 scale

Slot Cutters



CMT CONTRACTOR TOOLS

K922

HW Z2 RH

Uses for these 2 wing slot cutter are almost infinite. Cut slots and grooves for splines, biscuits, T-molding or tongue and groove joints.

NOTE: For biscuit joints, use I=4mm slot cutter.

I mm	D mm	H mm	Z		ORDER NO. S=Ø8mm
3	40	12,5	2	10	K922-330A
4	40	12,5	2	10	K922-340A
5	40	12,5	2	10	K922-350A
6	40	12,5	2	10	K922-360A

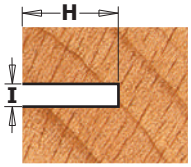

Drawing is 1:1 scale

Chamfer Bit

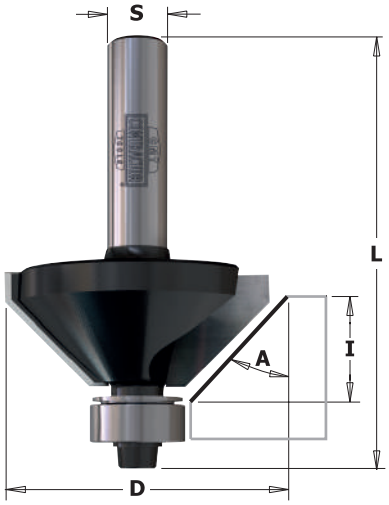

CMT CONTRACTOR TOOLS

K936

HW Z2 RH

Produce clean, accurate bevel or chamfer edges for edge jointing, decorative edges or perfectly aligned boxes. Features two carbide-tipped cutting edges, anti-kickback design with heat treated shank and body for durability. Bottom bearing included.

D mm	I mm	A	L mm		ORDER NO. S=Ø8mm
35	15	45°	56	10	K936-350

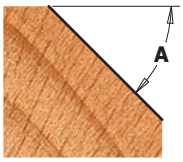

Drawing is 1:1 scale

Rabbeting Bit

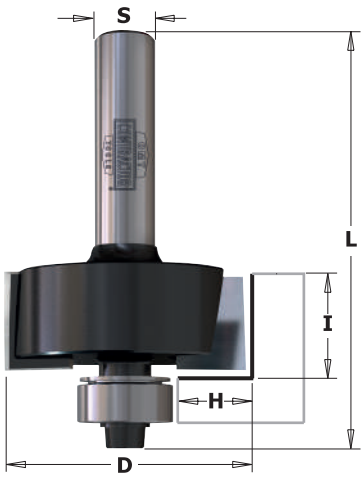

CMT CONTRACTOR TOOLS

K935

HW Z2 RH

Ideal for creating inset doors and drawer fronts or to re-groove old window frames to accept a panel of glass. Features two carbide-tipped cutting edges, anti-kickback design with heat treated shank and body for durability. Bottom bearing included.

D mm	I mm	H mm	L mm		ORDER NO. S=Ø8mm
31,8	12,7	9,5	54	10	K935-317

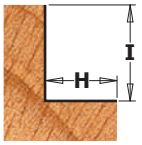

Drawing is 1:1 scale

Cove Bits



CMT CONTRACTOR TOOLS

K937

HW Z2 RH

Give your doors and drawer fronts an elegant touch. Pair a cove bit with a roundover bit to create decorative elements on your furniture projects. Features two carbide-tipped cutting edges, anti-kickback design, heat treated shank and body for durability. Bottom bearing included.

D mm	I mm	R mm	L mm		ORDER NO. S=Ø8mm
31,8	14	9,5	56	10	K937-317
38,1	16	12,7	62	10	K937-380



Drawing is 1:1 scale

Ovolo Bit

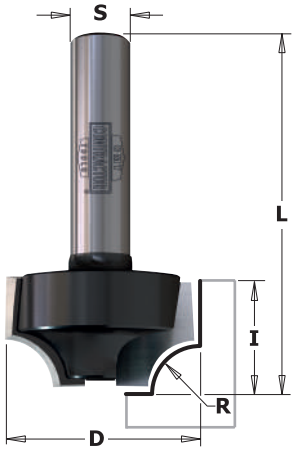

CMT CONTRACTOR TOOLS

K927

HW Z2 RH

Ideal for furniture makers, you get a roundover with top and bottom bead all in one. Bit equipped with two carbide-tipped cutting edges, features anti-kickback design and heat treated shank and body for increased durability.

D mm	I mm	R mm	L mm		ORDER NO. S=Ø8mm
25,4	14,3	6,3	46	10	K927-064



Drawing is 1:1 scale

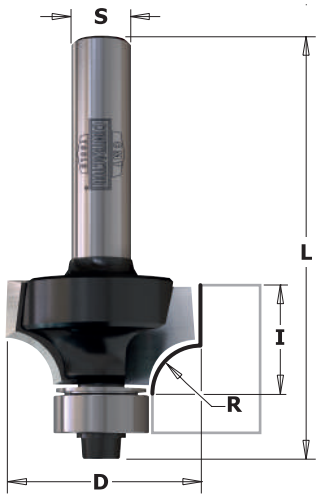

CMT CONTRACTOR TOOLS

K938

HW Z2 RH

A popular profile for taking the edge off a sharp corners. When partnered with a cove bit, you can create a drop-leaf table or other intricate projects. Bits equipped with two carbide-tipped cutting edges, anti-kickback design, and heat treated shank/body for increased durability. Bottom bearing included.

D mm	I mm	R mm	L mm		ORDER NO. S=Ø8mm
16,7	7,9	2	51	10	**K938-167**
18,7	10,5	3	53	10	**K938-187**
22,2	12,7	4,8	54	10	**K938-222**
25,4	13,5	6,3	55	10	**K938-254**
28,7	15,5	8	53	10	**K938-287**
31,8	16,5	9,5	58	10	**K938-317**
38,1	19	12,7	61	10	**K938-380**
44,7	22,2	16	67	10	**K938-445**



EACH BIT INCLUDES A 9mm (3/8") BEARING FOR BEADING PROFILES

Roundover



Beading

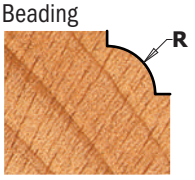

Drawing is 1:1 scale

Roman Ogee Bit

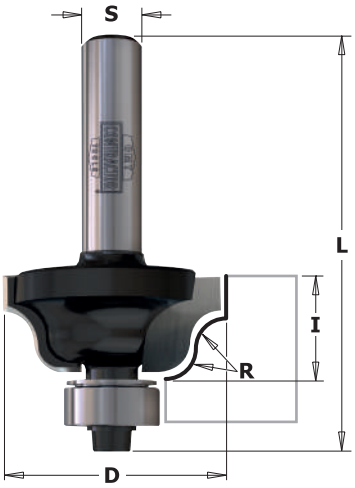

CMT CONTRACTOR TOOLS

K940

HW Z2 RH

A very popular bit for making a wavy profile which, gives a touch of class to your furniture. These bits feature an anti-kickback design, rust-resistant black coating and include a smooth running bearing for template work.

D mm	I mm	R mm	L mm		ORDER NO. S=Ø8mm
28,6	12,7	4	54	10	**K940-286**



Drawing is 1:1 scale

Classical Ogee Bits

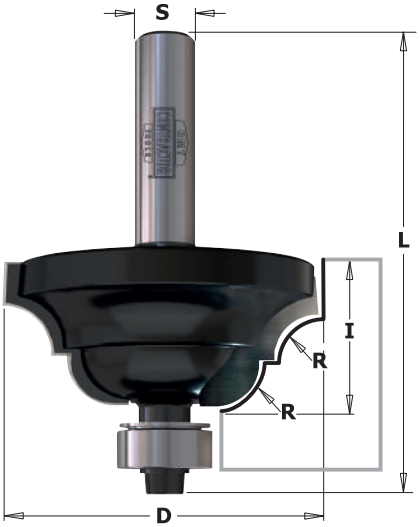

CMT CONTRACTOR TOOLS

K941

HW Z2 RH

This bit produces both a concave and a convex profile on your work piece for smooth eye-catching detail! They feature 2 sharp cutting edges, rust-resistant black coating and are equipped with a bottom bearing for easy template work on both natural wood and wood-based materials.

D mm	I mm	R mm	L mm		ORDER NO. S=Ø8mm
42,9	18	6,3	60	10	**K941-430**

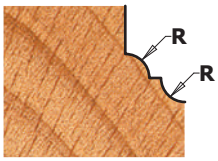

Drawing is 1:1 scale

Finger Pull Bit



CMT CONTRACTOR TOOLS

HW Z2 RH

K955

Why interrupt the subtle linearity of an all-wood drawer front or cabinet door with a metal knob or handle? Use these finger pull bits and make a harmonious wooden handle. Two options are available: a template profile made directly in the wood or a European-style hardwood pull as illustrated below.

D mm	d mm	I mm	R mm	R1 mm	L mm		ORDER NO. S=Ø8mm
19,05	9,5	19,05	4,8	2,4	57,2	10	K955-190
38,1	17	20,7	6	1,8	55,4	10	K955-380

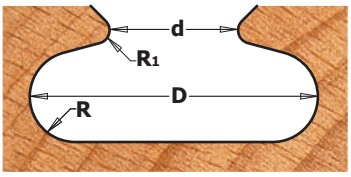

Drawing is 1:1 scale

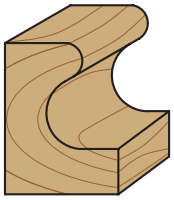

5-Piece Straight Router Bit Set

new



CMT CONTRACTOR TOOLS

HW Z1 Z2 RH

K900-005-01

D mm	I mm	L mm	Z	ORDER NO. S=Ø8mm
4	11	51	1	K911-040
6	16	51	1	K911-060
8	20	51	2	K911-080
10	20	51	2	K911-100
20	25	56	2	K911-200

5-Piece Basic Router Bit Set

new



CMT CONTRACTOR TOOLS

HW Z2 RH

K900-005-02

D mm	I mm	R mm	L mm	A	ORDER NO. S=Ø8mm
12	20		51		K911-120
16	25,4		70		K911-160B
12,7	25,4		67		K906-127
25,4	13,5	6,3	55		K938-254
35	15		56	45°	K936-350

Replacement Bearing Set



79101

Pack Qty. 10

Set includes	Pieces
3/8" Bearing	1
1/2" Bearing	1
3/8" Dust Shields	1
1/2" Dust Shields	1
Screw	1
Hex Key	1

What work parameters are best when routing?

Answering the following questions will provide you with the answer!

- **What equipment are you using?** Using brand new equipment of high quality is not the same as using outdated machinery! It is important to understand that vibration is the direct result of wear and tear, which can lead to a poor quality finish. Feed rate should be chosen in order to dampen vibration, and quite often, higher feed rates are associated with better finishing results.
- **What factors influence the performance of the bit I am using?** Many factors affect performance and the ultimate finish of the workpiece: the power of the collet chuck, the rigidity and eccentricity of the couplings, conditions and quality of the collets, reverse locking system, sharpened tool edge, the dust-collection system in use and even the relative humidity of the workplace environment.
- **What bit should I use?** The number of cutting edges as well as the cutting diameter significantly affect work parameters. In general, the more cutting edges and the wider the blade diameter, the higher the feed rate.
- **What is the cutting depth I hope to carry out?** In order to increase cutting depth, it is necessary to reduce the feed rate and vice versa for shallower cuts.
- **At what speed does my machine run?** By increasing the spindle speed (rpm), the quality of the finished edge improves. However, at the same time friction also increases between the tool and the workpiece. As a result, tool longevity is compromised. Ideally, the objective is to select the slowest rotation speed possible compatible with the quality of finishing you hope to achieve.
- **What edge finish am I looking to achieve?** Coarse routing and fine routing are definitely not the same thing! You need to figure out what is more important: quality or quantity. In order to prolong the life of your cutting tool, its best to choose the highest feed rate possible best suited to achieve the finish you want.
- **Above all....what materials am I working with?** Wood is a good example of natural fiber composite. It is made up of a natural fibrous material, both elastic and flexible (cellulose: long molecular polymer chains), bound together by a very rigid substance (lignin: cross-linked polymer) as well as a compatibilizer (hemicellulose: a polysaccharide). It is an anisotropic material, that is, directionally dependent, changing with direction along the object. How many types of wood and wood derivatives are you familiar with? Remember, no two pieces of wood are the same! In fact, the same work parameters carried out on two different pieces of wood will provide two very different results.

Feed rate is dependent of several factors, like the ones mentioned above - and these are just a few examples. It is important to weigh all factors in order to select an optimum feed rate suitable for the tools and work objectives involved. CMT is synonymous with quality and to produce high quality cuts you just can't randomly shoot off a bunch of numbers. Be wary of those who provide you with random numbers.

I get it....but where do I start? *The best way to go forward is step-by-step using reliable test data.* To quickly achieve the results best suited for your specific work expectations, you can always turn to theory!
One rule of thumb, which may prove advantageous, is to use a simple gauge to measure chipload wherever possible. On the one hand, it should be noted that when chips that are too thick, breakage will occur, resulting in a poor, rough finish. On the other hand, when chips are too thin, it will negatively affect tool longevity and cause rapid wear and tear of the cutting edge because the teeth of the tool are rubbing more than removing material.
The next time you experiment, you need to properly assess the specific demands of the work involved, assess chipload measurements and try to orient yourself towards a different thickness by taking into account the aforementioned factors. Then, with the aid of the formulas listed below, proceed to establish the appropriate feed rate for your next test. This will help you to achieve better results faster and you will have the essential information you will need for the next work project.

PARAMETERS:
V = Feed rate (m/min)
Z = Cutting edges
C = Chipload (mm)

FORMULAS:
V = (RPM x Z x C)/1000
RPM = V x 1000 /(Z x C)

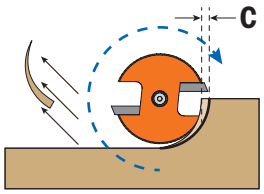

EXAMPLE:
with caliper take measurement of a good result chipload (C=0,2mm).

Z=2
RPM=18000

V = (RPM x Z x C)/1000 = (18000x2x0,2)/1000 = 7,2m/min

PROBLEM SOLVING

PROBLEM	SOLUTIONS	
	DECREASE	INCREASE
Bad finishing	• Cutting depth • Vibrations	• Rotation speed • Dust extraction • Number of cutting edges • Clamping cutter/chuck
Cutting edge wear	• Rotation speed • Vibrations	• Feed speed
Cutting edge burns	• Rotation speed • Number of cutting-edges	• Feed speed
Cutting edge debris	• Cutting depth	• Rotation speed • Feed speed • Dust extraction
Vibrations	• Rotation speed • Cutting depth	• Machine firmness • Workpiece firmness
Cutter breakage	• Feed speed • Cutting depth • Vibrations	• Shank diameter • Collet clamping • Change tool material (solid carbide or DENSIMET®)

®Brand names mentioned in CMT products are the property of their respective owners (see back cover)
www.dahm.no



CNC Router Cutters & Chucks

PRODUCTS	PAGE
Kinetic Dust Extractor	272
CNC Chucks	273~275
Precision Collets	276-277
Clamping Nuts	277
C-Spanner & Retaining Studs	278
HSK Chucks for Grooving Blade	278-279
Cutter Arbor	280
Universal Assembly Supports for Chucks	280
DLCS Coating Solid Carbide Spiral Bits	281-282, 285, 289
Solid Carbide Spiral Bits	282~290, 292
Spiral Bits for Locksets	291
HSS Upcut Spiral Bits	291
Solid Surface and Fiberglass Bits	293
CNC DP Straight Cutters	294~298
CNC Straight Carbide Cutters	298~301
CNC Cutters with Insert Knives	302~309
Slot & Mortise Bits	310~316



KINETIC DUST EXTRACTOR

992 Removes MDF & Chipboard dust from the workpiece

RH

Description	D mm		Order No.
Kinetic Dust Extractor for chucks with ER20	80	1	**992.081.ER20**
Kinetic Dust Extractor for chucks with ER25	80	1	**992.081.ER25**
Kinetic Dust Extractor for chucks with DIN6388/EOC25 collets	100	1	**992.101.EOC25**
Kinetic Dust Extractor for chucks with ER32 collets	100	1	**992.101.ER32**
Kinetic Dust Extractor for chucks with ER40 collets	100	1	**992.101.ER40**

Spare parts: **991.285.00** C-Spanner 80-90mm (ER20/ER25)
991.284.00 C-Spanner 95-100mm (EOC25/ER32/ER40)



Optional:
(required for installation, not included)



Safety tips:



The **TW-200** Torque Wrench is recommended for the proper fastening of clamping nuts (see page 406)

Easy to use!

Installation and removal just like a clamping nut

- Better health & safety on the worksite
- Better air quality on the worksite
- Improves tool performance & cut quality
- Longer tool life & reduced labor costs
- Recommended for Nesting and routing operations
- No wasted time throughout operation
- Replaces the standard clamping nut
- Suitable for any collet chucks with standard router bits
- Available for ER32 - ER40 - EOC25 (DIN6388) collets
- Tough ceramic coating offers anti-corrosion, anti-friction and anti-static protection.
- Tool body in light alloy
- Lightweight and quiet
- Performs even at low RPM: from 6,000 up to 20,000 rpm
- Materials: chipboard, coated chipboard, MDF, CORIAN®, plasterboard, OSB, HPL.

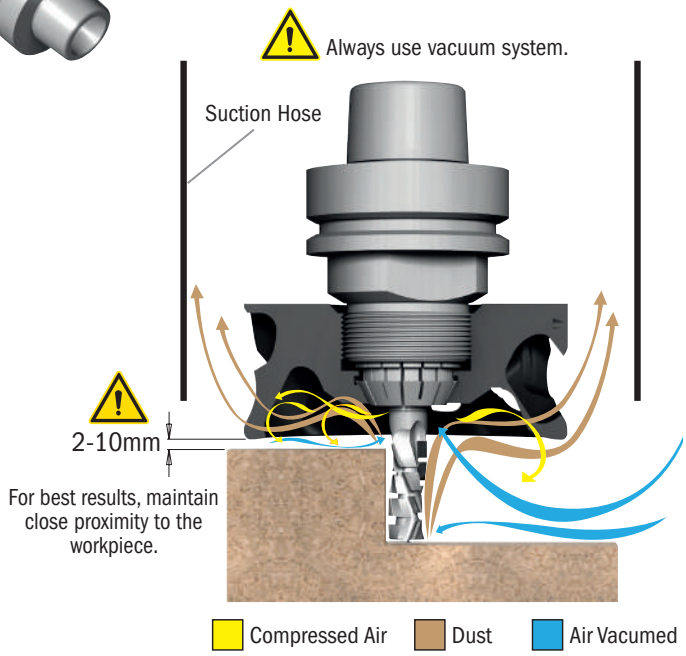

Download Instruction

Watch the video on YouTube

Working WITHOUT Kinetic Dust Extractor



Working WITH Kinetic Dust Extractor



®Brand names mentioned in CMT products are the property of their respective owners (see back cover)

www.dahm.no

HSK-63F Chuck for “ER32” Precision Collets



183.300 XTREME

RH LH

S	To be used with collet	ORANGE CHROME	Note		ORDER NO. Right-hand rotation	ORDER NO. Left-hand rotation
HSK-63F	ER32	✔	Clamping nut without bearing	1	**183.300.01**	**183.300.02**
HSK-63F	ER32	✔	Clamping nut with bearing	1	**183.300.11***	
HSK-63F	ER32		Clamping nut without bearing	1	**183.300.91**	
new HSK-63F	ER32		Clamping nut with bearing	1	**183.300.93***	

Optional: **990.118.00** M6x10mm screw

* Suitable for right-hand and left-hand rotation.

For HOMAG®, EIMA®, IMA® FROM 9/94, WEEKE®, BIESSE®, SCM®, MORBIDELLI® and MASTERWOOD® machines.

ORANGE CHROME

Non-Stick Orange Chrome® Shield Coating
- prevents overheating
- protects against corrosion and rust
- reduces resin build-up
- longer life and greater tool performance

Safety tips:

The **TW-200** Torque Wrench is recommended for the proper fastening of clamping nuts (see page 406)

HSK-63F Chucks for “ER40” Precision Collets



183.310 XTREME

RH LH

S	To be used with collet	ORANGE CHROME	Note		ORDER NO. Right-hand rotation	ORDER NO. Left-hand rotation
HSK-63F	ER40	✔	Clamping nut without bearing	1	**183.310.01**	**183.310.02**
HSK-63F	ER40	✔	Clamping nut with bearing	1	**183.310.11***	
HSK-63F	ER40		Clamping nut without bearing	1	**183.310.91**	
new HSK-63F	ER40		Clamping nut with bearing	1	**183.310.93***	

Optional: **990.117.00** M6x6mm screw

* Suitable for right-hand and left-hand rotation.

For HOMAG®, EIMA®, IMA® FROM 9/94, WEEKE®, BIESSE®, SCM®, MORBIDELLI® and MASTERWOOD® machines.

ORANGE CHROME

Non-Stick Orange Chrome® Shield Coating
- prevents overheating
- protects against corrosion and rust
- reduces resin build-up
- longer life and greater tool performance

Safety tips:

The **TW-200** Torque Wrench is recommended for the proper fastening of clamping nuts (see page 406)

HSK-63F Chucks for “EOC25” Precision Collet “DIN6388”



183.320

RH

S	To be used with collet	Note		ORDER NO. Right-hand rotation	ORDER NO. Left-hand rotation
HSK-63F	EOC25	Clamping nut with bearing	1	**183.320.01***	
HSK-63F	EOC25	Clamping nut without bearing	1	**183.320.03**	

Spare parts: **992.283.01** Clamping nut without bearing
992.283.11 Clamping nut with bearing

* Suitable for left-hand rotation too.

For HOMAG®, EIMA®, IMA® FROM 9/94, WEEKE®, BIESSE®, SCM®, MORBIDELLI® and MASTERWOOD® machines.

ORANGE CHROME

Non-Stick Orange Chrome® Shield Coating
- prevents overheating
- protects against corrosion and rust
- reduces resin build-up
- longer life and greater tool performance

Safety tips:

The **TW-200** Torque Wrench is recommended for the proper fastening of clamping nuts (see page 406)

HSK-63F Chucks for Shrink Fit Holders

new

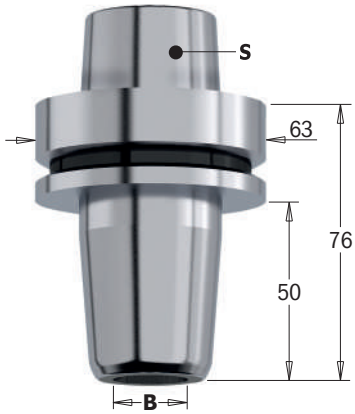

183.075

LH RH

S	B mm					ORDER NO.
HSK-63F	12				1	**183.075.12**
HSK-63F	16				1	**183.075.16**
HSK-63F	20				1	**183.075.20**
HSK-63F	25				1	**183.075.25**

Special Steel UNI 1.2344
- prevents overheating
- protects against corrosion and rust
- longer life and greater tool performance

®Brand names mentioned in CMT products are the property of their respective owners (see back cover)

www.dahm.no

ISO30 Chucks for “ER32” Precision Collets

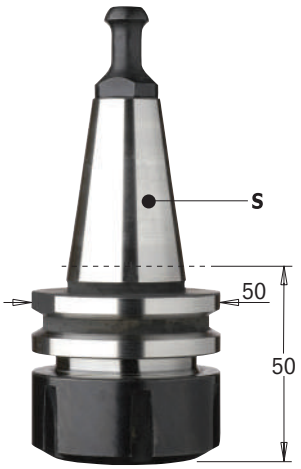



995.200

183.200

RH LH

S	To be used with collet	Retaining stud mm			ORDER NO. Right-hand rotation	ORDER NO. Left-hand rotation
ISO30	ER32	Ø12-8		1	**183.200.01**	**183.200.02**

For BIESSE® machines.



995.201

183.210

RH LH

S	To be used with collet	Retaining stud mm			ORDER NO. Right-hand rotation	ORDER NO. Left-hand rotation
ISO30	ER32	Ø13-9		1	**183.210.01**	**183.210.02**

For BIESSE® machines with OMLAT® engine, NUOVA BULLERI BREVETTI®, BUSELLATO®, CMS® and IMA® machines.



995.202

183.220

RH LH

S	To be used with collet	Retaining stud mm			ORDER NO. Right-hand rotation	ORDER NO. Left-hand rotation
ISO30	ER32	Ø12,8-9		1	**183.220.01**	**183.220.02**

For ALBERTI® and MASTERWOOD® machines.

Safety tips:



The **TW-200** Torque Wrench is recommended for the proper fastening of clamping nuts (see page 406)

ISO30 Chucks for “ER40” Precision Collets





995.200

183.201

RH

S	To be used with collet	Retaining stud mm			ORDER NO. Right-hand rotation	
ISO30	ER40	Ø12-8		1	**183.201.01**	

For BIESSE® machines.



995.201

183.211

RH

S	To be used with collet	Retaining stud mm			ORDER NO. Right-hand rotation	
ISO30	ER40	Ø13-9		1	**183.211.01**	

For BIESSE® machines with OMLAT® engine, NUOVA BULLERI BREVETTI®, BUSELLATO®, CMS® and IMA® machines.



995.202

183.221

RH

S	To be used with collet	Retaining stud mm			ORDER NO. Right-hand rotation	
ISO30	ER40	Ø12,8-9		1	**183.221.01**	

For ALBERTI® and MASTERWOOD® machines.

Safety tips:



The **TW-200** Torque Wrench is recommended for the proper fastening of clamping nuts (see page 406)

ISO30 Chucks for “ER32” Precision Collets





995.250

183.250

RH LH

S	To be used with collet	Retaining stud mm			ORDER NO. Right-hand rotation	ORDER NO. Left-hand rotation
ISO30	ER32	Ø8,5		1	**183.250.01**	**183.250.02**

For MORBIDELLI® and SCM® machines.

Safety tips:



The **TW-200** Torque Wrench is recommended for the proper fastening of clamping nuts (see page 406)

®Brand names mentioned in CMT products are the property of their respective owners (see back cover)

www.dahm.no

Chucks for “ER32” Precision Collets



183.000/100

RH LH

S mm	To be used with collet	H mm			ORDER NO. Right-hand rotation	ORDER NO. Left-hand rotation
MK2/M30x1,5	ER32	62		1	183.000.01	183.000.02
MK3/M30x1,5	ER32	70		1	183.100.01	

MK2/MK3 tapered shank

Safety tips:



The **TW-200** Torque Wrench is recommended for the proper fastening of clamping nuts (see page 406)

Chucks for “ER32” Precision Collets





995.250

183.400

RH

S mm	To be used with collet	Retaining stud		ORDER NO. Right-hand rotation	
Ø25x55	ER32	LEUCO® P-SYSTEM®	1	183.400.01	

For machines with LEUCO® P-SYSTEM®.

Safety tips:



The **TW-200** Torque Wrench is recommended for the proper fastening of clamping nuts (see page 406)

Collet Chucks Clamp with MK2 Tapered Shank

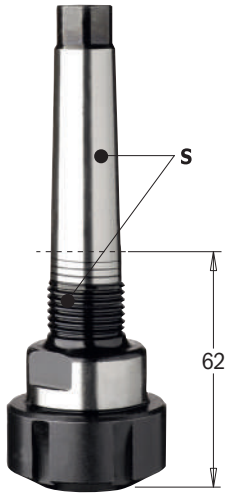

123

RH LH

S				ORDER NO. Right-hand rotation	ORDER NO. Left-hand rotation
MK2/Ø20x14Fx1”			1	123.000.01	123.000.02

Spare parts: **992.123.01** Clamping nut RH
992.123.02 Clamping nut LH
991.123.00 C-spanner

Safety tips:



The **TW-200** Torque Wrench is recommended for the proper fastening of clamping nuts.
The **TW-2836** Hook Insert can be used with this item (see page 406).

Collets for 123 Chucks



124

B mm		ORDER NO.	B mm		ORDER NO.
6	1	124.060.00	10	1	124.100.00
6,35	1	124.064.00	12,7	1	124.120.00
8	1	124.080.00	12,7	1	124.127.00
9,5	1	124.095.00	14	1	124.140.00

®Brand names mentioned in CMT products are the property of their respective owners (see back cover)

www.dahm.no

184 TECHNICAL DETAILS:

Replaceable **Standard Precision 0.015** collets. 0; -0,7mm wide clamping tolerance.
Replaceable **High Precision 0.005** collets. 0; -1mm wide clamping tolerance.
Suitable for most conical chucks. Fit most tapered spindle noses.

☐ *Special dimensions available on request.*

STANDARD SP 0.015

RUN-OUT
This tolerance is guaranteed only on the nominal diameter

HIGH HP 0.005 XTREME

ER11

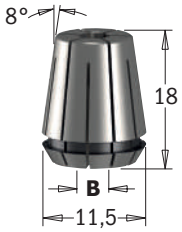

B mm	ORDER NO. STANDARD
2	**184.020.11**
3	**184.030.11**
4	**184.040.11**
5	**184.050.11**
6	**184.060.11**

10 pcs. Masterpack

ER16



B mm	B inches	ORDER NO. STANDARD	B mm	B inches	ORDER NO. STANDARD
2		**184.020.16**	7		**184.070.16**
3		**184.030.16**	8	5/16	**184.080.16**
4		**184.040.16**	9		**184.090.16**
5		**184.050.16**	10		**184.100.16**
6		**184.060.16**			

10 pcs. Masterpack

ER20

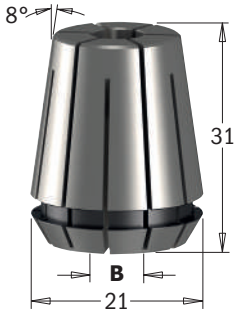

B mm	B inches	ORDER NO. STANDARD	B mm	B inches	ORDER NO. STANDARD
2	5/16	**184.020.20**	8	5/16	**184.080.20**
3		**184.030.20**	9		**184.090.20**
4		**184.040.20**	10		**184.100.20**
5		**184.050.20**	11		**184.110.20**
6		**184.060.20**	12		**184.120.20**
6,35	1/4	**184.064.20**	12,7	1/2	**184.127.20**
7		**184.070.20**			

10 pcs. Masterpack

ER25



B mm	B inches	ORDER NO. STANDARD
3		**184.030.25**
4		**184.040.25**
5		**184.050.25**
6		**184.060.25**
6,35	1/4	**184.064.25**
8	5/16	**184.080.25**
9		**184.090.25**
10		**184.100.25**
12		**184.120.25**
12,7	1/2	**184.127.25**
14		**184.140.25**
16	5/8	**184.160.25**

10 pcs. Masterpack

ER32



For chucks:
183.000/100/200/250/300/400

B mm	B inches	ORDER NO. STANDARD SP 0.015	ORDER NO. HIGH HP 0.005 new	B mm	B inches	ORDER NO. STANDARD SP 0.015	ORDER NO. HIGH HP 0.005 new
3		**184.030.00**		11		**184.110.00**	
4		**184.040.00**	**184.040.00H**	12		**184.120.00**	**184.120.00H**
5		**184.050.00**		12,7	1/2	**184.127.00**	
6		**184.060.00**	**184.060.00H**	14		**184.140.00**	
6,35	1/4	**184.065.00**		15		**184.150.00**	
7		**184.070.00**		16	5/8	**184.160.00**	**184.160.00H**
8	5/16	**184.080.00**	**184.080.00H**	17		**184.170.00**	
9		**184.090.00**		18		**184.180.00**	
9,52	3/8	**184.095.00**		19	3/4	**184.190.00**	
10		**184.100.00**		20		**184.200.00**	**184.200.00H**

10 pcs. Masterpack

ER40



For chucks:
183.201/211/221/310

B mm	B inches	ORDER NO. STANDARD SP 0.015	ORDER NO. HIGH HP 0.005 new	B mm	B inches	ORDER NO. STANDARD SP 0.015	ORDER NO. HIGH HP 0.005 new
3		**184.032.00**		12		**184.122.00**	**184.122.00H**
4		**184.042.00**		12,7	1/2	**184.128.00**	
5		**184.052.00**		14		**184.142.00**	
6		**184.062.00**	**184.062.00H**	16	5/8	**184.162.00**	**184.162.00H**
6,35	1/4	**184.064.00**		18		**184.182.00**	
7		**184.072.00**		19	3/4	**184.192.00**	
8	5/16	**184.082.00**	**184.082.00H**	20		**184.202.00**	**184.202.00H**
9,52	3/8	**184.096.00**		25		**184.252.00**	**184.252.00H**
10		**184.102.00**					

10 pcs. Masterpack

185 TECHNICAL DETAILS:
Replaceable **Standard Precision 0.015** collets. 0; -0,7mm wide clamping tolerance.
Suitable for most conical chucks. Fit most tapered spindle noses.

☐ *Special dimensions available on request.*



EOC25

B mm	B inches		ORDER NO.	B mm	B inches		ORDER NO.
3		10	**185.030.00**	12		10	**185.120.00**
4		10	**185.040.00**	12,7	1/2	10	**185.127.00**
5		10	**185.050.00**	14		10	**185.140.00**
6		10	**185.060.00**	16	5/8	10	**185.160.00**
6,35	1/4	10	**185.064.00**	18		10	**185.180.00**
8	5/16	10	**185.080.00**	19	3/4	10	**185.191.00**
9,5	3/8	10	**185.095.00**	20		10	**185.200.00**
10		10	**185.100.00**	25		10	**185.250.00**

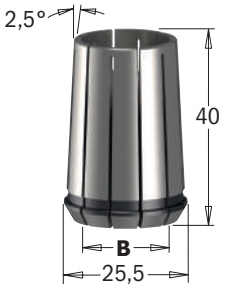

EOC16

B mm	B inches		ORDER NO.	B mm	B inches		ORDER NO.
6		10	**185.060.16**	12		10	**185.120.16**
8	5/16	10	**185.080.16**	14		10	**185.140.16**
10		10	**185.100.16**	16	5/8	10	**185.160.16**

Clamping Nuts



new

992.583 for «ER25»

RH LH

DESCRIPTION	D mm	S mm		ORDER NO. Right-hand rotation	ORDER NO. Left-hand rotation
Clamping nut without bearing					
Clamping nut with bearing ER25	42	M32x1,5	1	**992.583.01**	**992.583.02**



992.183 for «ER32»

RH LH

DESCRIPTION	D mm	S mm		ORDER NO. Right-hand rotation	ORDER NO. Left-hand rotation
Clamping nut without bearing					
For 183.000/100/200/250/300/400 chucks	50	M40x1,5	1	**992.183.01**	**992.183.02**
Clamping nut with bearing					
For 183.000/100/200/250/300/400 chucks	50	M40x1,5	1	**992.183.11**	**992.183.12**



992.383 for «ER40»

RH LH

DESCRIPTION	D mm	S mm		ORDER NO. Right-hand rotation	ORDER NO. Left-hand rotation
Clamping nut without bearing					
For 183.201/211/221/310 chucks	63	M50x1,5	1	**992.383.01**	**992.383.02**
Clamping nut with bearing					
For 183.201/211/221/310 chucks	63	M50x1,5	1	**992.383.11**	



992.283 for «EOC25»

RH

DESCRIPTION	D mm	S mm		ORDER NO. Right-hand rotation	
Clamping nut without bearing for chuck 183.320	60	M48x2	1	**992.283.01**	
Clamping nut with bearing for chuck 183.320	60	M48x2	1	**992.283.11**	

C-Spanner



991.183 for «ER32»

Description		Order no.
C-Spanner for "ER32"	1	991.183.00

991.184 for «ER40»

Description		Order no.
C-Spanner for "ER40"	1	991.184.00



991.283 for «DIN6388» and «ER40»

Description		Order no.
C-Spanner for 58-62-65	1	991.283.00

Cap Nuts for CNC Machines



993.0

RH LH

Internal thread				Order no. Right-hand rotation	Order no. Left-hand rotation
Ø20x14Fx1"			1	993.020.01	993.020.02
M30x1,5			1		993.030.02

For machines with M33x3 threaded spindle nose.

ISO30 Retaining Studs



995.202 995.201 995.200 995.250 995.400

Description	D mm	D2 mm	Order no.
For 183.200/201 BIESSE® chucks	8	12,8	995.200.00
For 183.210/211 BIESSE®, OMLAT®, NUOVA BULLERI BREVETTI®, BUSELLATO®, WEEKE®, IMA®" chucks	9	13	995.201.00
For 183.220/221 ALBERTI® - MASTERWOOD® chucks	9	12,8	995.202.00
For 183.250/251 SCM® - MORBIDELLI® chucks	6,5	8,5	995.250.00
For LEUCO® P-SYSTEM® 183.400 chucks	M8		995.400.00

Saw Blade Arbor with Parallel Shank

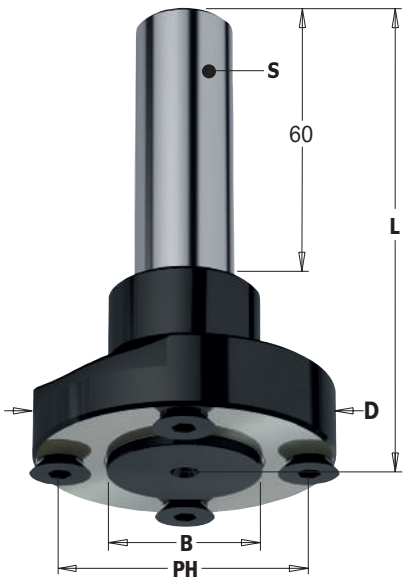

183.410

LH RH

S mm	D mm	B mm	PIN HOLE	L mm		Order no.
20	59	30	4/M6/48	97,5	1	183.410.30

Spare parts: **990.116.00** M6x8,7x12mm TSPEI screw (to use with Plate Thickness ≥ 2,2mm)
991.067.00 3mm allen key
991.064.00 4mm allen key

Max saw blade Ø250mm

Optional: **990.083.00** M6x8x10mm TSPEI screw (to use with Plate Thickness < 2,2mm)

SAFETY TIPS:



The **TW-006** Torque Screwdriver is recommended for the proper fastening of screws (see page 406).

Grooving saw blades available at page 60 on request.

®Brand names mentioned in CMT products are the property of their respective owners (see back cover)

www.dahm.no

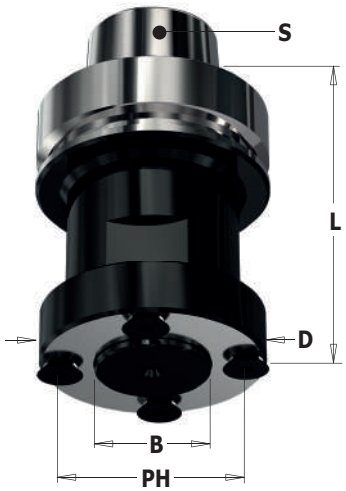

183.420

LH RH

S	D mm	B mm	PIN HOLE	L mm		ORDER NO.
HSK-63F	59	30	4/M6/48	78	1	**183.420.30**

Spare parts: **990.116.00** M6x8,7x12mm TSPEI screw
991.064.00 4mm allen key

Max saw blade Ø 250mm for chuck 183.420.30

Do not exceed maximum RPM indicated on the blade.



Grooving saw blades available at page 60 on request.

SAFETY TIPS:



The **TW-006** Torque Screwdriver is recommended for the proper fastening of screws (see page 406).

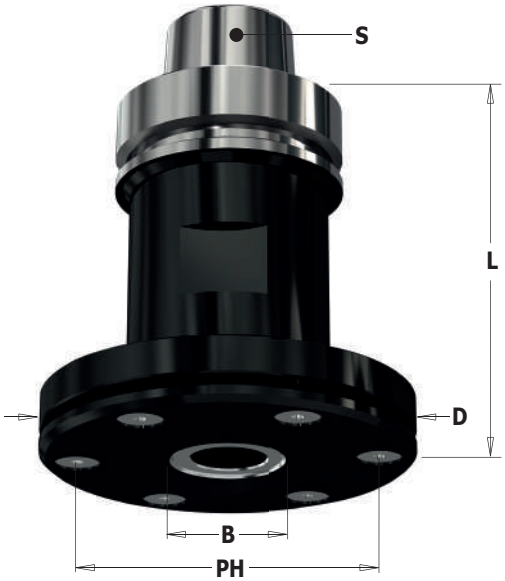

183.421

LH RH

S	D mm	B mm	PIN HOLE	L mm		ORDER NO.
HSK-63F	98	30	6/M6/80	94	1	**183.421.30**

Spare parts: **990.119.00** M6x12x16mm TSPEI screw
991.064.00 4mm allen key

Max saw blade Ø 300mm for chuck 183.421.30

Do not exceed maximum RPM indicated on the blade.

with flange Ø98mm



Grooving saw blades available on request.

SAFETY TIPS:



The **TW-006** Torque Screwdriver is recommended for the proper fastening of screws (see page 406).



183.422

LH RH

S	D mm	B mm	PIN HOLE	L mm		ORDER NO.
HSK-63F	110	30	6/M6/80	40	1	**183.422.30**

Spare parts: **990.116.00** M6x8,7x12mm TSPEI screw
991.064.00 4mm allen key

Max saw blade Ø 350mm for chuck 183.422.30

Do not exceed maximum RPM indicated on the blade.



Grooving saw blades available on request.

SAFETY TIPS:



The **TW-006** Torque Screwdriver is recommended for the proper fastening of screws (see page 406).

Cutter Arbor with HSK Tapered Shank

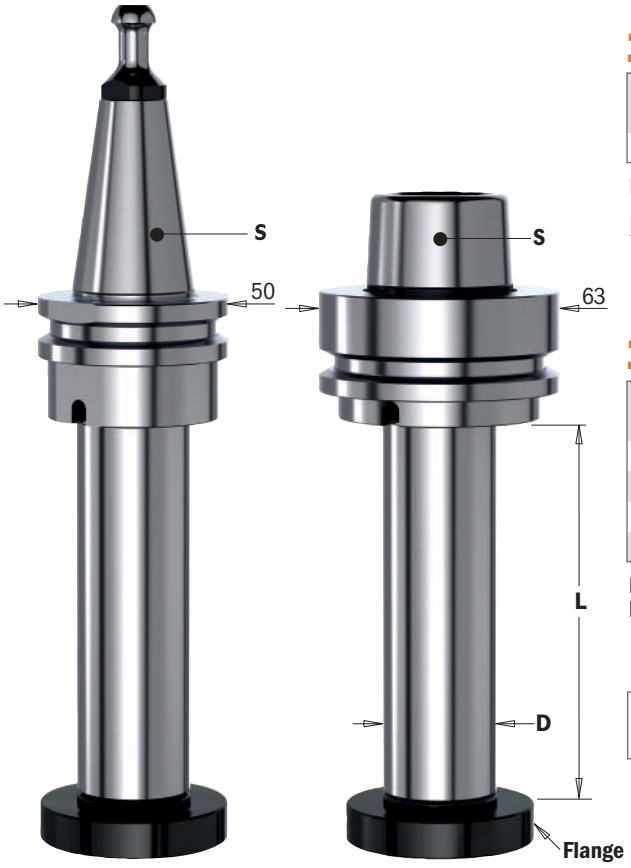

183.260

LH RH

S	Description	D x L mm		Order No.
ISO30	Cutter arbor with ISO30 tapered shank	30x100	1	**183.260.00**

For BIESSE® machines.

Remark: *special dimensions available on request.*

183.360

LH RH

S	Description	D x L mm		Order No.
HSK-63F	Cutter arbor with HSK tapered shank	30x100	1	**183.360.00**
HSK-63F	Cutter arbor with HSK tapered shank	30x150	1	**183.360.10**
HSK-63F	Cutter arbor with HSK tapered shank	35x100	1	**183.361.00**
HSK-63F	Cutter arbor with HSK tapered shank	40x100	1	**183.362.00**

For HOMAG®, EIMA®, IMA® FROM 9/94, WEEKE®, BIESSE®, SCM®, MORBIDELLI® and MASTERWOOD® machines.

Safety tips:



The **TW-006** Torque Screwdriver is recommended for the proper fastening of screws (see page 406).

Spare Parts for Chucks





Description	Order No.	Description	Order No.
M6x25 TCEI screw	**990.098.00**	***Optional Steel Flange***	
Steel flange for with Ø30mm arbors - Male	**992.560.30M**	For with Ø30mm arbors - Female	**992.560.30F**
Steel flange for with Ø35mm arbors - Male	**992.560.35M**	For with Ø35mm arbors - Female	**992.560.35F**
Steel flange for with Ø40mm arbors - Male	**992.560.40M**	For with Ø40mm arbors - Female	**992.560.40F**

Universal Assembly Supports for Chucks



183

Suitable for	D mm		Order No.
HSK-63, BT40, ISO40 DIN 2080, SK40 DIN 69871, CAPTO® C6	63	1	**183-HSK**
ISO30, DIN 2080, SK30 DIN 69871, HSK50, CAPTO® C5	50	1	**183-ISO***

*Not compatible with chucks **183.250** and **183.251**

CMT now offers new universal assembly supports for HSK-63F and ISO30 chucks. Thanks to the bi-directional roller bearings, which clamp the Left-hand rotation to the flange, the system offers the highest protection to the tool taper and clamps are no longer needed.



®Brand names mentioned in CMT products are the property of their respective owners (see back cover).

www.dahm.no

EXTRA HARD DLCS CHROME COATING

XTREME COATING

THE ULTIMATE TECHNOLOGY FOR INDUSTRIAL CNC TOOLS

DLCS is a modified diamond-like carbon coating with superior load bearing capacity. This hard, durable metal-based finish (chromium nitride) provides an higher hardness surface and enhances the tribological properties of the carbon coating. Its application prevents excessive heat build up which is detrimental to performance. This means cutting tools remain fully effective after every use.

Extreme Coating Hardness >HV 2.500	Minimal coating thickness µm 2-4	Provides the lowest coefficient of friction 0,1-0,2	Optimal resistance to heat build up
Offers impressive hardness on cutting edges as well as outstanding protection against wear and tear.	This micron thin finish guarantees perfectly sharpened edges for high cutting quality.	Very good running-in and low friction losses. Reduction of sticking. Ideal for high speeds in Nesting applications.	Reduced overheating. Cutting edges resist excessive wear up to 400°C.

BENEFITS



3X LONGER LIFE THAN UNCOATED

DLCS CHROME COATING

provides 3 times longer life than uncoated tools!

Test performed in U.S. with ½" solid carbide compression spiral bit

MACHINE:	FELDER® Profit H10 Nested Base/Overhead CNC Router
WORKING PARAMETERS:	RPM = 18,000 - Feed = 20 mts/minute
MATERIAL:	19mm Melamine Chipboard
APPLICATION:	Nesting Full Dimensioning
PERFORMANCE:	DLCS coated bit cut 165 melamine panels Uncoated bit cut 56 melamine panels



FELDER® Profit H10



DLCS coated bit



Melamine Chipboard



Cut quality after 165 panels



®Brand names mentioned in CMT products are the property of their respective owners (see back cover)

www.dahm.no

CMT ORANGE TOOLS®



EXTRA HARD DLCS CHROME COATING

3X LONGER LIFE THAN UNCOATED

XTREME PERFORMANCE

190.41 DLCS Chrome Coating Long Life

HWM | Z2+2 | Z3+3 | RH | UP DOWN | LONG LIFE

	D mm	I mm	I_1 mm	L mm	S mm	Z		ORDER NO. Right-hand rotation
new	8	32	7	80	8	2+2	10	**190.080.41**
	9,52	28,6	7	76,2	9,52	2+2	10	**190.504.41**
new	10	32	7	80	10	2+2	10	**190.100.41**
new	10	42	7	90	10	2+2	10	**190.101.41**
	12	42	7	90	12	2+2	10	**190.120.41**
	12	52	7	100	12	2+2	10	**190.121.41**
	12,7	25,4	12	76,2	12,7	2+2	10	**190.505.41**
	12,7	28,6	12	76,2	12,7	2+2	10	**190.506.41**
	12,7	34,9	12	88,9	12,7	2+2	10	**190.507.41**
	12,7	41,3	12	101,6	12,7	2+2	10	**190.508.41**
	...up & downcut mortising bits							
	9,52	22,2	4,8	76,2	9,52	2+2	10	**190.513.41**
	9,52	25,4	5,2	76,2	9,52	3+3	10	**190.813.41**
	12	25	5,2	83	12	3+3	10	**190.320.41**
	12,7	22,2	5,2	76,2	12,7	2+2	10	**190.515.41**
	12,7	34,9	5,2	88,9	12,7	2+2	10	**190.517.41**
	12,7	28,5	6	76,2	12,7	3+3	10	**190.815.41**



190

HWM | Z1+1 | Z2+2 | Z3+3 | RH | UP DOWN

D mm	I mm	I_1 mm	L mm	S mm	Z		ORDER NO. Right-hand rotation
4	15	5	50	4	1+1	10	**190.040.11**
5	22	8	60	5	1+1	10	**190.050.11**
6	22	8	60	6	1+1	10	**190.060.11**
6,35	22,2	7	63,5	6,35	2+2	10	**190.008.11**
8	32	7	80	8	2+2	10	**190.080.11**
9,52	28,6	7	76,2	9,52	2+2	10	**190.504.11**
10	32	7	80	10	2+2	10	**190.100.11**
10	42	7	90	10	2+2	10	**190.101.11**
12	42	7	90	12	2+2	10	**190.120.11**
12	52	7	100	12	2+2	10	**190.121.11**
12,7	25,4	12	76,2	12,7	2+2	10	**190.505.11**
12,7	28,6	12	76,2	12,7	2+2	10	**190.506.11**
12,7	34,9	12	88,9	12,7	2+2	10	**190.507.11**
12,7	41,3	12	101,6	12,7	2+2	10	**190.508.11**
16	55	24	110	16	2+2	10	**190.160.11**
18	55	30	110	18	2+2	10	**190.180.11**
...up & downcut mortising bits							
9,52	22,2	4,8	76,2	9,52	2+2	10	**190.513.11**
9,52	25,4	5,2	76,2	9,52	3+3	10	**190.813.11**
12	25	5,2	83	12	3+3	10	**190.320.11**
12,7	22,2	5,2	76,2	12,7	2+2	10	**190.515.11**
12,7	34,9	5,2	88,9	12,7	2+2	10	**190.517.11**
12,7	28,5	6	76,2	12,7	3+3	10	**190.815.11**

TECHNICAL DETAILS:
- Premium quality HWM.
- 1+1 spiral cutting edges [Z1+1].
- 2+2 spiral cutting edges [Z2+2].
- 3+3 spiral cutting edges [Z3+3].
- Provide an excellent finish on both the upper and the lower side of the workpiece.

APPLICATION:
used for efficient contour cutting, end-trimming and panel sizing on solid wood, wood composites, plastic materials and laminates at high feed speed. Ensure to properly clamp workpieces. Can be used on machining centres, point-to-point boring machines, CNC routers and hand-held routers equipped with chucks or adapters.

Results shown in this diagram are purely empirical, based merely on informative and hypothetical calculation. Each application may require different parameters in consideration of materials in use and machining conditions.
CMT is not responsable for direct, indirect, incidental or consequential damages resulting from any defect, error or failure due to this diagram.

Ø4-6mm CHIPBOARD

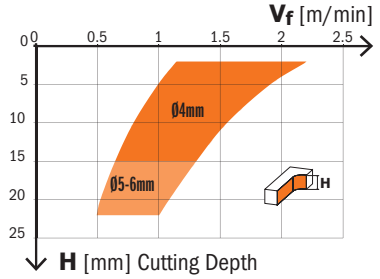

24000 RPM
Correction factor for Vf: MDF=0.8

Ø8-18mm CHIPBOARD

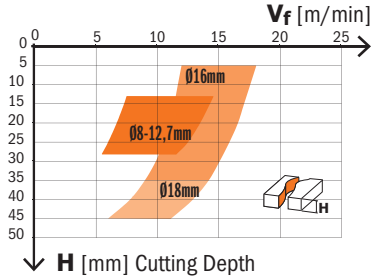

18000 RPM
Correction factor for Vf: MDF=0.8

www.dahm.no



198 Upcut Spiral

HWM Z1 RH UP

D mm	I mm	L mm	S mm		ORDER NO. Right-hand rotation
3	12	50	3	10	**198.030.11**
3,18	12,7	50,8	6,35	10	**198.001.11**
4	15	50	4	10	**198.040.11**
4,76	15,87	50,8	6,35	10	**198.005.11**
5	17	50	5	10	**198.050.11**
6	22	60	6	10	**198.060.11**
6,35	19,05	50,8	6,35	10	**198.007.11**
6,35	25,4	63,5	6,35	10	**198.008.11**
8	22	70	8	10	**198.080.11**
8	32	80	8	10	**198.081.11**
9,52	28,57	76,2	9,52	10	**198.504.11**
10	32	70	10	10	**198.100.11**
10	42	80	10	10	**198.101.11**
10	52	90	10	10	**198.102.11**
12	32	83	12	10	**198.120.11**

TECHNICAL DETAILS:
- Premium quality HWM.
- 1 spiral cutting edge [Z1].
- Provide an excellent finish on the lower side of the workpiece.
- **Upward chip ejection.**

APPLICATION:
used for efficient contour cutting, end-trimming and panel sizing on solid wood, wood composites, plastic materials and laminates at high feed speed. Ensure to properly clamp workpieces.
Can be used on machining centres, point-to-point boring machines, CNC routers and hand-held routers equipped with chucks or adapters.



198 Downcut Spiral

HWM Z1 RH DOWN

D mm	I mm	L mm	S mm		ORDER NO. Right-hand rotation
6	27	60	6	10	**198.660.11**

TECHNICAL DETAILS:
- Premium quality HWM.
- 1 spiral cutting edge [Z1].
- Provide an excellent finish on the top side of the workpiece.
- **Upward chip ejection.**

APPLICATION:
used for efficient contour cutting, end-trimming and panel sizing on solid wood, wood composites, plastic materials and laminates at high feed speed. Ensure to properly clamp workpieces.
Can be used on machining centres, point-to-point boring machines, CNC routers and hand-held routers equipped with chucks or adapters.

Ø3-12mm PLASTICS, LAMINATED

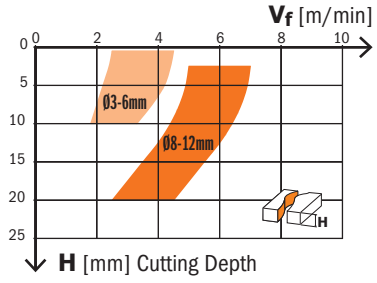

16000~18000 RPM

Ø3-12mm SOFTWOOD

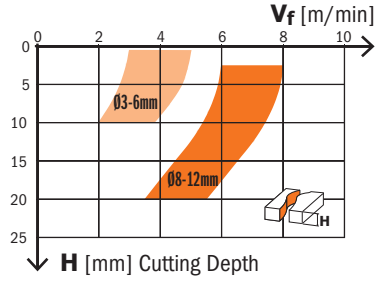

18000~24000 RPM
Correction factor for Vf:
Hardwood=0.9
Machining across grain=0.7
Chipboard=1.1

Results shown in this diagram are purely empirical, based merely on informative and hypothetical calculation.
Each application may require different parameters in consideration of materials in use and machining conditions.
CMT is not responsable for direct, indirect, incidental or consequential damages resulting from any defect, error or failure due to this diagram.



191

HWM Z2 RH UP

D mm	I mm	L mm	S mm		ORDER NO. Right-hand rotation	
3	12	50	3	10	**191.030.11**	
3	12	60	6	10	**191.630.11**	
3	12	60	8	10	**191.830.11**	
3,18	12,7	50,8	6,35	10	**191.001.11**	
3,5	12	60	6	10	**191.635.11**	
3,97	12,7	50,8	6,35	10	**191.003.11**	
4	15	50	4	10	**191.040.11**	
4	15	60	6	10	**191.640.11**	
4	15	60	8	10	**191.840.11**	
4,76	19,05	50,8	6,35	10	**191.005.11**	
5	17	50	5	10	**191.050.11**	
5	17	60	6	10	**191.650.11**	
5	17	60	8	10	**191.850.11**	
6	27	70	6	10	**191.060.11**	
6	27	70	8	10	**191.860.11**	
6,35	19,05	50,8	6,35	10	**191.007.11**	
6,35	25,4	63,5	6,35	10	**191.008.11**	
7	32	80	8	10	**191.870.11**	
7,94	25,4	76,2	12,7	10	**191.501.11**	
8	22	70	8	10	**191.080.11**	
8	32	80	8	10	**191.081.11**	
8	42	90	8	10	**191.082.11**	
9	32	83	12	10	**191.890.11**	
9,52	31,75	82,5	12,7	10	**191.503.11**	
10	32	80	8	10	**191.800.11**	
10	32	80	10	10	**191.100.11**	
10	32	83	12	10	**191.900.11**	
10	42	90	10	10	**191.101.11**	
10	42	90	12	10	**191.901.11**	
12	35	83	8	10	**191.820.11**	
12	35	83	12	10	**191.120.11**	
12	42	90	12	10	**191.121.11**	
12	52	100	12	10	**191.122.11**	
12,7	31,75	76,2	12,7	10	**191.505.11**	
12,7	38,1	88,9	12,7	10	**191.506.11**	
12,7	50,8	101,6	12,7	10	**191.507.11**	
14	50	110	14	1	**191.140.11**	
16	55	110	16	1	**191.160.11**	
16	35	90	16	1	**191.161.11**	
16	72	120	16	1	**191.165.11**	
20	72	120	20	1	**191.200.11**	

Ø12-14mm PLASTICS, LAMINATED

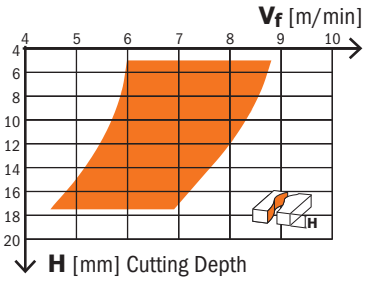

14000~18000 RPM

Ø12-20mm SOFTWOOD

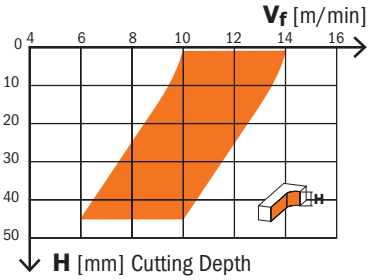

18000 RPM
Jointing Cutting thickness 0.5-2mm
Correction factor for Vf:
Hardwood=0.9
Machining across grain=0.7

TECHNICAL DETAILS:
- Premium quality HWM.
- 2 spiral cutting edges [Z2].
- Provide an excellent finish on the lower side of the workpiece.
- **Upward chip ejection.**

APPLICATION:
used for efficient contour cutting, end-trimming and panel sizing on solid wood, wood composites, plastic materials and laminates at high feed speed. Ensure to properly clamp workpieces.
Can be used on machining centres, point-to-point boring machines, CNC routers and hand-held routers equipped with chucks or adapters.

Results shown in this diagram are purely empirical, based merely on informative and hypothetical calculation.
Each application may require different parameters in consideration of materials in use and machining conditions.
CMT is not responsable for direct, indirect, incidental or consequential damages resulting from any defect, error or failure due to this diagram.

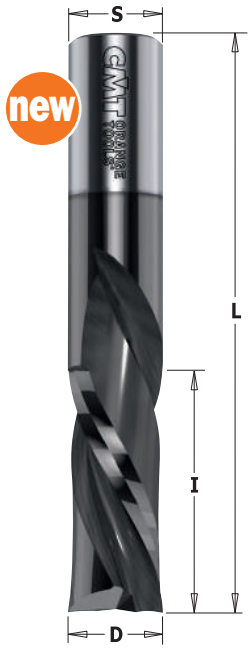

192.41 DLCS Chrome Coating Long Life

HWM Z2 RH DOWN LONG LIFE

D mm	I mm	L mm	S mm		ORDER NO. Right-hand rotation	
6,35	19,05	50,8	6,35	10	**192.007.41**	
6,35	25,4	63,5	6,35	10	**192.008.41**	
9,52	31,75	82,5	12,7	10	**192.503.41**	
12,7	31,75	76,2	12,7	10	**192.505.41**	
12,7	38,1	88,9	12,7	10	**192.506.41**	
12,7	50,8	101,6	12,7	10	**192.507.41**	

Ø12-14mm PLASTICS, LAMINATED

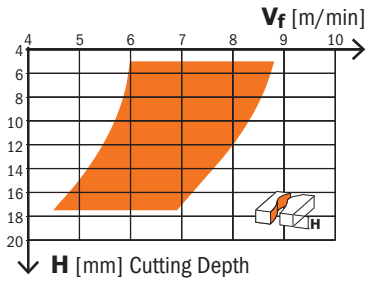

14000-18000 RPM

Ø12-20mm SOFTWOOD

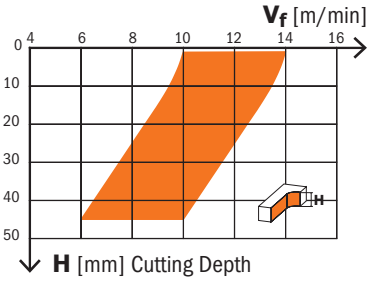

18000 RPM
Jointing Cutting thickness 0.5-2mm
Correction factor for Vf:
Hardwood=0.9
Machining across grain=0.7

Results shown in this diagram are purely empirical, based merely on informative and hypothetical calculation.
Each application may require different parameters in consideration of materials in use and machining conditions.
CMT is not responsable for direct, indirect, incidental or consequential damages resulting from any defect, error or failure due to this diagram.



192

HWM Z2 RH DOWN

D mm	I mm	L mm	S mm		ORDER NO. Right-hand rotation	
3	12	50	3	10	**192.030.11**	
3	12	60	6	10	**192.630.11**	
3	12	60	8	10	**192.830.11**	
3,18	12,7	50,8	6,35	10	**192.001.11**	
3,97	12,7	50,8	6,35	10	**192.003.11**	
4	15	50	4	10	**192.040.11**	
4	15	60	6	10	**192.640.11**	
4	15	60	8	10	**192.840.11**	
4,76	19,05	50,8	6,35	10	**192.005.11**	
5	17	50	5	10	**192.050.11**	
5	17	60	6	10	**192.650.11**	
5	17	60	8	10	**192.850.11**	
6	27	70	6	10	**192.060.11**	
6	27	70	8	10	**192.860.11**	
6,35	19,05	50,8	6,35	10	**192.007.11**	
6,35	25,4	63,5	6,35	10	**192.008.11**	
7,94	25,4	76,2	12,7	10	**192.501.11**	
8	22	70	8	10	**192.080.11**	
8	32	80	8	10	**192.081.11**	
8	42	90	8	10	**192.082.11**	
9,52	31,75	82,5	12,7	10	**192.503.11**	
10	32	80	8	10	**192.800.11**	
10	32	80	10	10	**192.100.11**	
10	42	90	10	10	**192.101.11**	
10	32	83	12	10	**192.900.11**	
12	35	83	8	10	**192.820.11**	
12	35	83	12	10	**192.120.11**	
12,7	31,75	76,2	12,7	10	**192.505.11**	
12,7	38,1	88,9	12,7	10	**192.506.11**	
12,7	50,8	101,6	12,7	10	**192.507.11**	
14	52	110	14	1	**192.140.11**	
16	55	110	16	1	**192.160.11**	

TECHNICAL DETAILS:
- Premium quality HWM.
- 2 spiral edges [Z2].
- Provide an excellent finish on the upper side of the workpiece.
- **Downward chip ejection.**

APPLICATION:
used for efficient contour cutting, end-trimming and panel sizing on solid wood, wood composites, plastic materials and laminates at high feed speed. Ensure to properly clamp workpieces.
Can be used on machining centres, point-to-point boring machines, CNC routers and hand-held routers equipped with chucks or adapters.

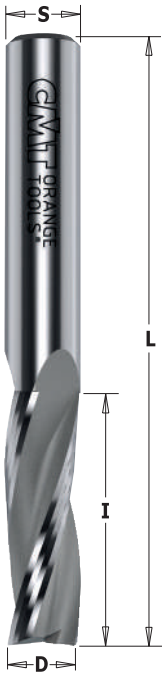

193

HWM Z3 RH LH UP

D mm	I mm	L mm	S mm		ORDER NO. Right-hand rotation	ORDER NO. Left-hand rotation
8	32	80	8	10	**193.081.11**	**193.081.12**
10	32	80	10	10	**193.100.11**	**193.100.12**
10	42	90	10	10	**193.101.11**	
12	35	83	12	10	**193.120.11**	**193.120.12**
12	42	90	12	10	**193.121.11**	
12	52	100	12	10	**193.122.11**	
14	58	110	14	1	**193.140.11**	
16	55	110	16	1	**193.160.11**	**193.160.12**
16	35	90	16	1	**193.161.11**	
16	72	120	16	1	**193.165.11**	
18	55	110	18	1	**193.180.11**	
20	60	120	20	1	**193.200.11**	**193.200.12**
20	70	120	20	1	**193.201.11**	
new 20	102	165	20	1	**193.202.11**	

TECHNICAL DETAILS:
- Premium quality HWM.
- 3 spiral cutting edges [Z3].
- Provide an excellent finish on the lower side of the workpiece.
- **Upward chip ejection.**

APPLICATION:
used for efficient contour cutting, end-trimming and panel sizing on solid wood, wood composites, plastic materials and laminates at high feed speed. Ensure to properly clamp workpieces.
Can be used on machining centres, point-to-point boring machines, CNC routers and hand-held routers equipped with chucks or adapters.

Ø12-14mm PLASTICS, LAMINATED

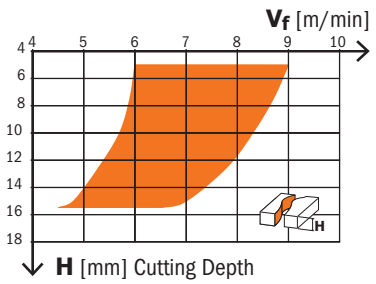

14000-18000 RPM

Ø12-20mm SOFTWOOD

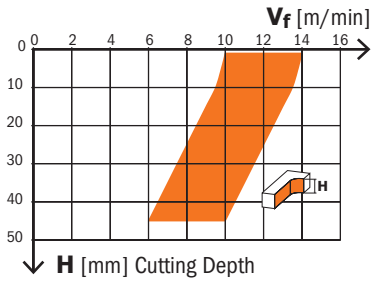

18000 RPM
Jointing Cutting thickness 0.5-2mm
Correction factor for Vf:
Hardwood=0.9
Machining across grain=0.7

Results shown in this diagram are purely empirical, based merely on informative and hypothetical calculation.
Each application may require different parameters in consideration of materials in use and machining conditions.
CMT is not responsable for direct, indirect, incidental or consequential damages resulting from any defect, error or failure due to this diagram.



194

HWM | Z3 | RH | LH | DOWN

D mm	I mm	L mm	S mm		ORDER NO. Right-hand rotation	ORDER NO. Left-hand rotation
10	32	80	10	10	**194.100.11**	
10	42	90	10	10	**194.101.11**	
12	35	83	12	10	**194.120.11**	**194.120.12**
12	42	90	12	10	**194.121.11**	
14	50	110	14	1	**194.140.11**	
16	55	110	16	1	**194.160.11**	**194.160.12**
16	35	90	16	1	**194.161.11**	
18	55	110	18	1	**194.180.11**	
20	60	120	20	1	**194.200.11**	**194.200.12**
20	72	120	20	1	**194.201.11**	
20	102	165	20	1	**194.202.11**	

TECHNICAL DETAILS:
- Premium quality HWM.
- 3 spiral cutting edges [Z3].
- Provide an excellent finish on the upper side of the workpiece.
- **Downward chip ejection.**

APPLICATION:
used for efficient contour cutting, end-trimming and panel sizing on solid wood, wood composites, plastic materials and laminates at high feed speed. Ensure to properly clamp workpieces.
Can be used on machining centres, point-to-point boring machines, CNC routers and hand-held routers equipped with chucks or adapters.

Ø12-14mm PLASTICS, LAMINATED

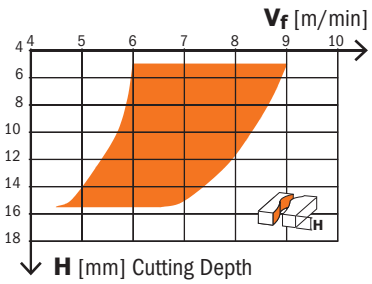

14000-18000 RPM

Ø12-20mm SOFTWOOD

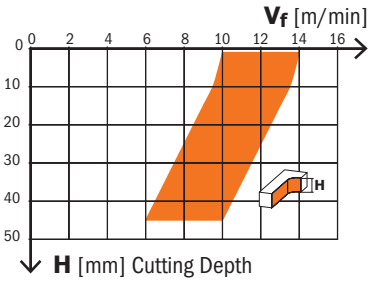

18000 RPM
Jointing Cutting thickness 0.5-2mm
Correction factor for Vf:
Hardwood=0.9
Machining across grain=0.7

Results shown in this diagram are purely empirical, based merely on informative and hypothetical calculation.
Each application may require different parameters in consideration of materials in use and machining conditions.
CMT is not responsable for direct, indirect, incidental or consequential damages resulting from any defect, error or failure due to this diagram.

Solid Carbide Upcut Spiral Bits with Chip-Breaker



195

HWM Z3R RH LH UP

D mm	I mm	L mm	S mm		ORDER NO. Right-hand rotation	ORDER NO. Left-hand rotation
8	32	80	8	10	**195.081.11**	**195.081.12**
8	42	90	8	10	**195.082.11**	
10	32	80	10	10	**195.100.11**	**195.100.12**
10	42	90	10	10	**195.101.11**	
12	35	83	12	10	**195.120.11**	**195.120.12**
12	42	90	12	10	**195.121.11**	
12	52	100	12	10	**195.122.11**	
12,7	38,1	88,9	12,7	10	**195.506.11**	
14	58	110	14	1	**195.140.11**	
16	55	110	16	1	**195.160.11**	**195.160.12**
16	35	90	16	1	**195.161.11**	
16	72	120	16	1	**195.165.11**	
18	55	110	18	1	**195.180.11**	
20	60	120	20	1	**195.200.11**	**195.200.12**
20	72	120	20	1	**195.201.11**	
20	102	165	20	1	**195.202.11**	

Technical details:
- Premium quality HWM.
- 3 spiral cutting edges [Z3R].
- Chip breaker teeth.
- Max 0.3mm tooth depth.
- Provide an excellent finish on the lower side of the workpiece.
- **Upward chip ejection.**

Application:
used for efficient contour cutting, end-trimming and panel sizing on solid wood, wood composites, plastic materials and laminates at high feed speed. Ensure to properly clamp workpieces.
Can be used on machining centres, point-to-point boring machines, CNC routers and hand-held routers equipped with chucks or adapters.

Ø8-10mm Softwood

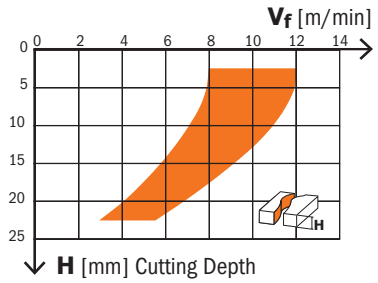

18000 RPM
Correction factor for Vf:
Hardwood=0.8
Chipboard without coating=1.3

Ø12-20mm Softwood

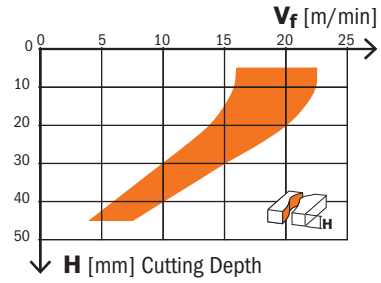

18000 RPM
Correction factor for Vf:
Hardwood=0.8
Chipboard without coating=1.3

Results shown in this diagram are purely empirical, based merely on informative and hypothetical calculation.
Each application may require different parameters in consideration of materials in use and machining conditions.
CMT is not responsable for direct, indirect, incidental or consequential damages resulting from any defect, error or failure due to this diagram.

Solid Carbide Upcut Spiral Bits



197

HWM Z4 RH UP

D mm	I mm	L mm	S mm		ORDER NO. Right-hand rotation	
12	42	90	12	10	**197.121.11**	
14	50	110	14	1	**197.140.11**	
16	55	110	16	1	**197.160.11**	
16	35	90	16	1	**197.161.11**	
18	55	110	18	1	**197.180.11**	
20	60	120	20	1	**197.200.11**	
20	72	120	20	1	**197.201.11**	

Technical details:
- Premium quality HWM.
- 4 spiral cutting edges (2 with chip-breaker) [Z2+2R].
- Max 0.1mm tooth depth.
- Provide excellent finish on the lower side of the workpiece.
- **Upward chip ejection.**

Application:
used for efficient contour cutting, end-trimming and panel sizing on solid wood and wood composites.
Can be used on machining centres, point-to-point boring machines, CNC routers and hand-held routers equipped with chucks or adapters.



The special 4 flute design (Z2 finishing + Z2R with chipbreaker) allows high speed with excellent finish on the workpiece.

Solid Carbide Downcut Spiral Bits with Chip-Breaker

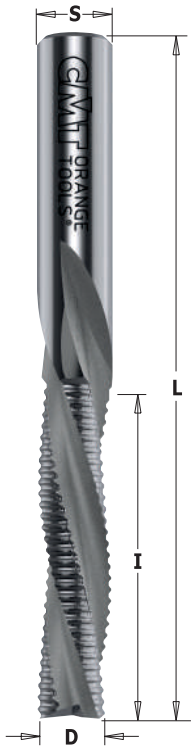

196

HWM Z3R RH LH DOWN

D mm	I mm	L mm	S mm		ORDER NO. Right-hand rotation	ORDER NO. Left-hand rotation
8	32	80	8	10	**196.081.11**	
10	42	90	10	10	**196.101.11**	
12	35	83	12	10	**196.120.11**	**196.120.12**
12	42	90	12	10	**196.121.11**	
12	52	100	12	10	**196.122.11**	
12,7	38,1	88,9	12,7	10	**196.506.11**	
14	50	110	14	1	**196.140.11**	
16	55	110	16	1	**196.160.11**	**196.160.12**
18	55	110	18	1	**196.180.11**	
20	60	120	20	1	**196.200.11**	
20	72	120	20	1	**196.201.11**	

TECHNICAL DETAILS:
- Premium quality HWM.
- 3 spiral cutting edges [Z3R].
- Chip breaker teeth.
- Max 0.3mm tooth depth.
- Provide excellent finish on the upper side of the workpiece.
- **Downward chip ejection.**

APPLICATION:
used for efficient contour cutting, end-trimming and panel sizing on solid wood, wood composites, plastic materials and laminates at high feed speed. Ensure to properly clamp workpieces.
Can be used on machining centres, point-to-point boring machines, CNC routers and hand-held routers equipped with chucks or adapters.

Ø8-10mm SOFTWOOD

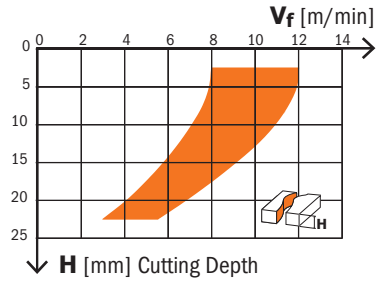

18000 RPM
Correction factor for Vf:
Hardwood=0.8
Chipboard without coating=1.3

Ø12-20mm SOFTWOOD

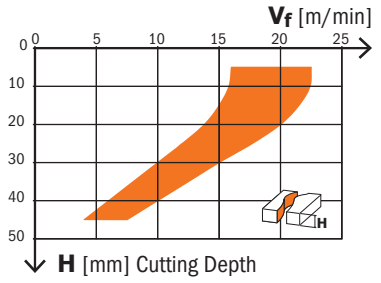

18000 RPM
Correction factor for Vf:
Hardwood=0.8
Chipboard without coating=1.3

Results shown in this diagram are purely empirical, based merely on informative and hypothetical calculation.
Each application may require different parameters in consideration of materials in use and machining conditions.
CMT is not responsable for direct, indirect, incidental or consequential damages resulting from any defect, error or failure due to this diagram.

Solid Carbide Upcut & Downcut Spiral Bit with **DLCS Chrome Coating**



EXTRA HARD DLCS CHROME COATING

3X LONGER LIFE THAN UNCOATED

XTREME PERFORMANCE



190.04

HWM Z2+2 RH LONG LIFE

D mm	d mm	I mm	L mm	S mm	Z		ORDER NO. Right-hand rotation
9,8	7	25	83	12	2+2	10	**190.001.04**

LAMELLO® P-SYSTEM® components can be crafted on a CNC machining center.
Groovework is carried out along the edge workpiece with a spiral cutter coated with DLCS for long life.



For use only on 5 axis CNC machines.



®Brand names mentioned in CMT products are the property of their respective owners (see back cover)
www.dahm.no

Solid Carbide Upcut Spiral Bits for Locksets

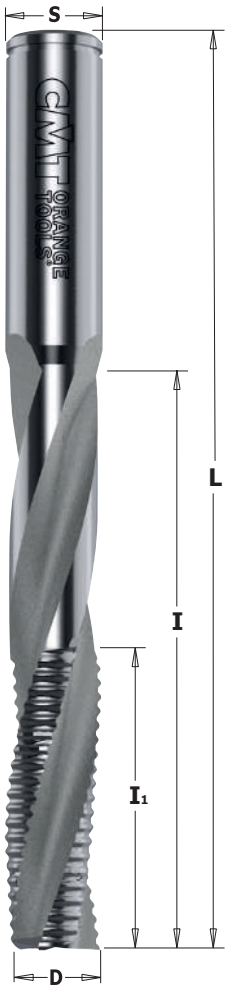

195

HWM Z3R Z3 RH UP

D mm	I mm	I1 mm	L mm	S mm		ORDER NO. Right-hand rotation
With Chip-Breaker						
14	95*	45	150	14	1	**195.142.11**
14	125*	45	170	14	1	**195.144.11**
16	95*	45	150	16	1	**195.162.11**
16	120*	50	170	16	1	**195.164.11**
18	95*	45	150	18	1	**195.182.11**
Without Chip-Breaker						
16	95*	45	150	16	1	**193.162.11**

*** The maximum cutting length is achieved in 2-3 passes.**

TECHNICAL DETAILS:
- Premium quality HWM.
- 3 spiral cutting edges [Z3] and [Z3R].
- Max 0.3mm tooth depth.
- Provide an excellent finish on the lower side of the workpiece.
- Seat for seeger ring ***(not included)***.
- **Upward chip ejection.**

APPLICATION:
used for efficient contour cutting, end-trimming and panel sizing on solid wood, wood composites, plastic materials and laminates at high feed speed. Ensure to properly clamp workpieces.
Can be used on machining centres, point-to-point boring machines, CNC routers and hand-held routers equipped with chucks or adapters.

GUIDE FOR MACHINING DEEP SLOTS

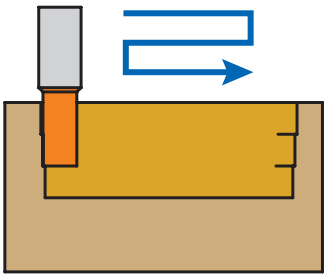

Reducing the slot cutting width by approx 0.1mm per stroke reduces the risk of breakage as the tool does not touch the side of the slot with the full length of the tool.

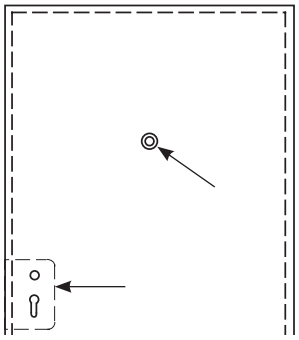

Solid Carbide Upcut Spiral Bits with Chip-Breaker for 60° V-Point Locksets



195.143/163

HWM Z3R RH UP

D mm	I mm	L mm	S mm		ORDER NO. Right-hand rotation
14	58	110	14	1	**195.143.11**
16	55	110	16	1	**195.163.11**

Solid Carbide Upcut Spiral Bits without Chip-Breaker for 60° V-Point Locksets

191.143/163

HWM Z3 RH UP

D mm	I mm	L mm	S mm		ORDER NO. Right-hand rotation
14	50	110	14	1	**191.143.11**
16	55	110	16	1	**191.163.11**

TECHNICAL DETAILS:
- Premium quality HWM.
- 3 spiral cutting edges [Z3].
- Provide an excellent finish on the lower side of the workpiece.
- **Upward chip ejection.**

APPLICATION:
used for efficient contour cutting, end-trimming and panel sizing on solid wood, wood composites, plastic materials and laminates at high feed speed. Ensure to properly clamp workpieces.
Can be used on machining centres, point-to-point boring machines, CNC routers and hand-held routers equipped with chucks or adapters.

Spiral Bits with Insert Knives & Chip-Breaker for Locksets

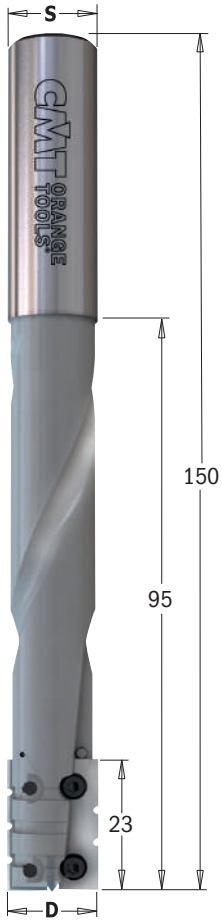

662

INSERT CARBIDE | Z2R | RH | 2X CUTTING

D mm	I mm	L mm	S mm		ORDER NO. Right-hand rotation
16	23/95*	150	16	1	**662.160.11**

Spare parts

790.230.2R - 790.230.3R	990.082.00	991.063.00

Spare parts: **790.230.2R** 23x7x1.5mm 2-RT HWM K2020 knives (Minimum 10 pieces or multiple)
790.230.3R 23x7x1.5mm 3-RT HWM K2020 knives (Minimum 10 pieces or multiple)

*** The 95mm length is achieved in 4-5 passes.**

TECHNICAL DETAILS:
- DENSIMET® high density tungsten alloy for low-vibration.
- 2 cutting edges [Z2R] with chip-breakers

APPLICATION:
used for efficient contour cutting, end-trimming and panel sizing on solid wood, wood composites, plastic materials and laminates at high feed speed. Ensure to properly clamp workpieces. Can be used on machining centres, point-to-point boring machines, CNC routers and hand-held routers equipped with chucks or adapters. Cost-effective solution with respect to brazed and spiral in tungsten carbide.

SAFETY TIPS:



The **TW-006** Torque Screwdriver is recommended for the proper fastening of screws (see page 406).

GUIDE FOR MACHINING DEEP SLOTS

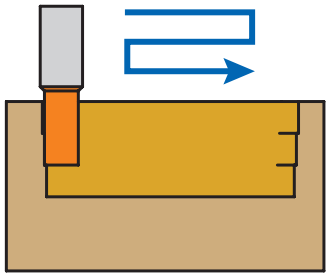

Reducing the slot cutting width by approx 0.1mm per stroke reduces the risk of breakage as the tool does not touch the side of the slot with the full length of the tool.

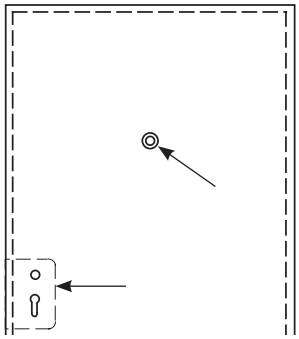

Upcut Spiral Bits with Chipbreaker for Glue-Laminated Wooden Beams



195

HSS | Z3R | RH | UP

D mm	I mm	L mm	S mm		ORDER NO. Right-hand rotation
☐ 30	170	235	30	1	**Y195.300.51**
40	165	235	30	1	**195.400.51**
50	215	295	30	1	**195.500.51**

☐ **On request**
Available by special request bits without chip breaker, with left-hand rotation and/or custom dimensions.

TECHNICAL DETAILS:
- High speed cobalt steel.
- 3 upcut spiral cutting edges with chipbreaker [Z3R].
- Resharpenable cutters.
- Max 6000~10000 RPM.
- Maximum feed speed 2m/minute.
- **Upward chip ejection.**

APPLICATION:
used for cutting, copying, and routing on glue-laminated wooden beams.
For use on HUNDEGGER® machines.

®Brand names mentioned in CMT products are the property of their respective owners (see back cover)

www.dahm.no

Solid Carbide Upcut 2D/3D Carving Tapered Ball Nose Spiral Bits



152

HWM Z2 Z3 RH UP

D mm	R mm	A	I mm	L mm	S mm	Z		ORDER NO. Right-hand rotation
0,8	0,4	5,5°	25	70	6	3	10	**152.060.082**
0,8	0,4	6,2°	25,4	76,2	6,35	3	10	**152.064.082**
1,6	0,8	4,5°	25	70	6	3	10	**152.060.162**
1,6	0,8	5,4°	25,4	76,2	6,35	3	10	**152.064.162**
1,6	0,8	5,5°	30	80	8	3	10	**152.080.163**
2	1	3°	80	120	12	2	10	**152.120.208**
3,2	1,6	2,5°	30	70	6	3	10	**152.060.323**
3,2	1,6	3,6°	25,4	76,2	6,35	3	10	**152.064.322**
3,2	1,6	2,5°	50	90	8	3	10	**152.080.325**
6	3	3°	50	100	12	2	10	**152.120.605**
6,4	3,2	3°	50,8	101,6	12,7	2	10	**152.127.635**

Technical details:
- Premium quality HWM.
- Upcut spiral cutting edges [Z2/Z3].
- **Excellent finish on the lower side of the work piece.**
- Upward chip ejection.

Application:
specially designed for 2D and 3D CNC profiling and carving in plastic, aluminum & wood for several uses like:
- A perfect bit for 3D carving
- Precision 2D and 3D large scale carving
- Great for deep profiling
- Dimensional signage
- 3D millwork
- 2D and 3D contouring, profiling, modeling and pattern making for cabinetry, sign making, furniture making and jewelry mold making
- Perfect for model-makers on large 3D milling profiles in abrasive EPS foam and other materials.
- **Ideal on aluminum, plastic and wood-based materials.**

Excellent for cutting
- Acrylonitrile-Butadiene-Styrene (ABS)
- Acrylic
- Acrylic Stone
- Aluminum
- Brass
- Bronze
- Composite
- Copper
- Ethylene-vinyl Acetate Foam (EVA)
- Expanded Polypropylene (EPP)
- Expanded Polystyrene Foam (EPS)
- Extruded Polystyrene Foam (XPS)
- Fiberglass
- Fiberglass PCB Board
- Foam Board
- Graphite
- HDPE
- HDU
- 20lbs High Density Urethane
- MDF/HDF
- Phenolics
- Phenolic Composites
- Plastics
- Poly (methyl methacrylate) (PMMA)
- Polyethylene Foam
- Polyurethane Foam
- PVC
- PVC Foam Board
- Sign Board
- Sign Foam
- Titanium
- Tooling Board
- Wood
- XPE (Cross Linked Polyethylene) Foam

Tips for Milling Plastics
- pay attention to heat input
- pay attention to chip-loads when using small diameters
- use air-blast to keep chip away and cooling the tool

Also excellent for
- CORIAN®
- COROPLAST®
- DIBOND®
- ETHAFOAM®
- LEXAN®
- PALFOAM®
- POLYLAM®

Round Nose Solid Carbide Upcut Spiral Bits



199

HWM Z2 RH UP

D mm	R mm	I mm	L mm	S mm		ORDER NO. Right-hand rotation	
3,18	1,6	12,7	50,8	6,35	10	**199.001.11**	
6	3	27	70	6	10	**199.060.11**	
6,35	3,18	25,4	63,5	6,35	10	**199.008.11**	
8	4	32	80	8	10	**199.081.11**	
9,52	4,76	28,57	76,2	9,52	10	**199.504.11**	
10	5	32	80	10	10	**199.100.11**	
12	6	35	80	12	10	**199.120.11**	
12,7	6,35	31,75	76,2	12,7	10	**199.505.11**	
15,88	7,94	57,15	109,5	15,88	1	**199.509.11**	
16	8	55	110	16	1	**199.160.11**	
19,05	9,52	57,15	109,5	19,05	1	**199.511.11**	

Technical details:
- Premium quality HWM.
- 2 upcut spiral cutting edges [Z2].
- Excellent finish on the lower side of the work piece.
- **Upward chip ejection.**

Application:
used for efficient contour cutting, end-trimming and panel sizing on solid wood, wood composites, plastic materials and laminates at high feed speed. Ensure to properly clamp workpieces. Can be used on machining centres, point-to-point boring machines, CNC routers and hand-held routers equipped with chucks or adapters. Cost-effective solution with respect to brazed and spiral in tungsten carbide.

®Brand names mentioned in CMT products are the property of their respective owners (see back cover)
www.dahm.no



151 XTREME PERFORMANCE

HWM RH

D mm	I mm	L mm	S mm		ORDER NO. Right-hand rotation
6	19	60	6	10	**151.060.19E**
6,35	25,4	63,5	6,35	10	**151.064.25E**
8	25	60	8	10	**151.080.25E**
12	25	75	12	10	**151.120.25E**
12,7	38	89	12,7	10	**151.127.38E**

TECHNICAL DETAILS:
- Premium quality HWM
- Special positively ground cutting edge sharpening for excellent finish

APPLICATION:
used for efficient contour cutting, end-trimming and panel sizing on glass fiber and fiberglass, phenolic and composite material.
For use on machining centres, point-to-point boring machines, CNC routers and hand-held routers equipped with chucks or adapters.

EXTRA HARD DLCS CHROME COATING

DLCS CHROME COATING:
- Superb wear resistance
- Better chip clearance
- Superior cutting quality
- Less overheating
- More productivity



3X LONGER LIFE THAN UNCOATED

DLCS CHROME COATING
provides 3 times longer life than uncoated tools!

Solid Surface and Fiberglass Bit with **DLCS Chrome Coating**



151 XTREME PERFORMANCE

HWM RH

D mm	I mm	L mm	S mm		ORDER NO. Right-hand rotation
6	19	60	6	10	**151.060.19D**
6,35	25,4	63,5	6,35	10	**151.064.25D**
8	25	60	8	10	**151.080.25D**
12	25	75	12	10	**151.120.25D**
12,7	38	89	12,7	10	**151.127.38D**

TECHNICAL DETAILS:
- Premium quality HWM
- Special positively ground cutting edge sharpening for excellent finish

APPLICATION:
used for efficient contour cutting, end-trimming and panel sizing on fiberglass, glass fiber phenolic and composite material. The 135° tooth geometry allows vertical feeding minimizing the bending of the workpiece. To be used on machining centres, point-to-point boring machines, CNC routers and hand-held routers equipped with chucks or adapters.

EXTRA HARD DLCS CHROME COATING

DLCS CHROME COATING:
- Superb wear resistance
- Better chip clearance
- Superior cutting quality
- Less overheating
- More productivity





Sharpening 135°

3X LONGER LIFE THAN UNCOATED

DLCS CHROME COATING
provides 3 times longer life than uncoated tools!

DP - Router Cutters with Negative Shear Angle



141 (HWM tool body)

PCD DP | Z1 | RH | 40X LONGER LIFE THAN CARBIDE

D mm	I mm	L mm	S mm	Z		ORDER NO. Right-hand rotation	
6	10	60	6	1 neg.	1	**141.260.61**	
8	15	65	8	1 neg.	1	**141.280.61**	
10	15	65	10	1 neg.	1	**141.300.61**	
12	20	70	12	1 neg.	1	**141.320.61**	

TECHNICAL DETAILS:
- Special super-micrograin carbide formulation
- Straight cutting edge.
- DP (H3).
- Resharpenable cutter (max 3 times).
- Feed speed on MDF 3-4 m/min for cutter Ø6 and Ø8mm and 4-5m/minute for Ø10and Ø12mm

APPLICATION:
for boring, contour cutting and panel sizing on veneered and wood-based materials. For use on machining centers, point to point boring machines and CNC pantographs equipped with adaptors and chucks.



Negative Cutting Edge

DP - Router Cutters



141

PCD DP | Z1+1 | Z1 | RH | 40X LONGER LIFE THAN CARBIDE

D mm	I mm	L mm	S mm	Z		ORDER NO. Right-hand rotation	
6	8	65	12x40	1	1	**141.060.61**	
8	12	65	12x40	1	1	**141.080.61**	
*10	22	75	12x40	1+1	1	**141.101.61**	

TECHNICAL DETAILS:
- Super strength steel.
- DP cutting edge (H2,5).
- HW plunging tip for diagonal plunge-cutting.
- Resharpenable cutter (max 3 times).
- Max feed speed 4 m/min.

APPLICATION:
for boring, contour cutting and panel sizing on veneered and wood-based materials. For use on machining centers, point to point boring machines and CNC pantographs equipped with adaptors and chucks.



*** Construction Z1+1 for 141.101.61 item**



140

PCD DP | Z1+1 | RH | 40X LONGER LIFE THAN CARBIDE

D mm	I mm	L mm	S mm	Z		ORDER NO. Right-hand rotation
10	25	72	12x40	1+1 (3 DP+1 HW)	1	**140.03956**
12	27	75	12x40	1+1 (3 DP+1 HW)	1	**140.120.61**
12	35	85	12x40	1+1 (4 DP+1 HW)	1	**140.121.61**
12,7	27	75	12,7x40	1+1 (3 DP+1 HW)	1	**140.127.61**
12,7	35	85	12,7x40	1+1 (4 DP+1 HW)	1	**140.128.61**
15,87	27	85	15,87x50	1+1 (3 DP+1 HW)	1	**140.158.61**
15,87	45	103	15,87x50	1+1 (5 DP+1 HW)	1	**140.159.61**
16	27	85	16x50	1+1 (3 DP+1 HW)	1	**140.160.61**
16	35	93	16x50	1+1 (4 DP+1 HW)	1	**140.161.61**
18	27	85	20x50	1+1 (3 DP+1 HW)	1	**140.180.61**
18	35	95	20x50	1+1 (4 DP+1 HW)	1	**140.181.61**
18	45	105	20x50	1+1 (5 DP+1 HW)	1	**140.182.61**
19,05	27	85	19,05x50	1+1 (3 DP+1 HW)	1	**140.190.61**
19,05	45	105	19,05x50	1+1 (5 DP+1 HW)	1	**140.192.61**
20	27	85	20x50	1+1 (3 DP+1 HW)	1	**140.200.61**
20	35	95	20x50	1+1 (4 DP+1 HW)	1	**140.201.61**
20	45	105	20x50	1+1 (5 DP+1 HW)	1	**140.202.61**
20	55	115	20x50	1+1 (6 DP+1 HW)	1	**140.203.61**

Caractéristiques Techniques:
- Super strength steel.
- Shear angle. - DP cutting edge (H2,5).
- HW plunging tip for diagonal plunge-cutting.
- Resharpeable (max 3 times).
- Max feed speed 5 m/min.

Utilisation: for contour cutting and panel sizing on hard and abrasive materials such as laminates, MDF and melamine. For use on machining centers, point to point boring machines and CNC pantographs equipped with adaptors and chucks.

Results shown in this diagram are purely empirical, based merely on informative and hypothetical calculation. Each application may require different parameters in consideration of materials in use and machining conditions. CMT is not responsable for direct, indirect, incidental or consequential damages resulting from any defect, error or failure due to this diagram.

Ø10-12,7mm Plastic Coated Chipboard

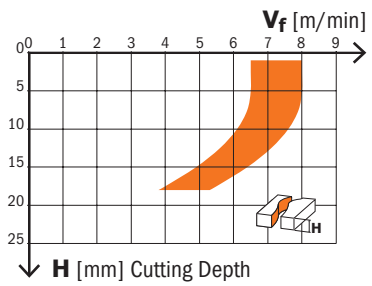

24000 RPM
Correction factor for Vf: MDF=0.8
Veneer across grain=0.7
Chipboard without coating=1.1

Ø15,87-20mm Plastic Coated Chipboard

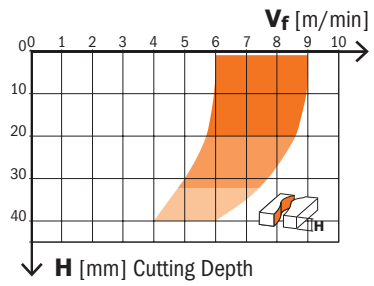

18000 RPM
Correction factor for Vf: MDF=0.8
Veneer across grain=0.7
Chipboard without coating=1.1



DP - Router Cutters with 45° Shear Angle

140

PCD DP | Z1+1 | RH | 40X LONGER LIFE THAN CARBIDE

D mm	I mm	L mm	S mm	Z		ORDER NO. Right-hand rotation
20	25	85	20x50	1+1 (6 DP+1 HW)	1	**140.720.61**
20	35	95	20x50	1+1 (8 DP+1 HW)	1	**140.721.61**
20	45	105	20x50	1+1 (9 DP+1 HW)	1	**140.722.61**

Technical details:
- Super strength steel.
- Diamond cutting edges featuring 45° shear angle (H4).
- HW plunging tip for plunge cutting.
- Resharpenable cutters (max 8-9 times).
- Max feed speed 5 m/min.

Application:
for contour cutting and panel sizing on hard and abrasive materials such as laminates, MDF and melamine. For use on machining centers, point to point boring machines and CNC pantographs equipped with adaptors and chucks.

Ø20mm Plastic Coated Chipboard

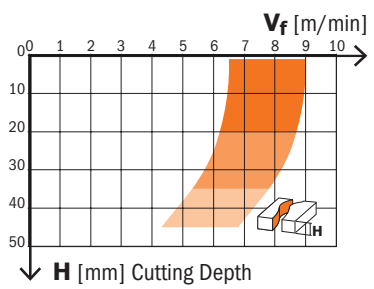

18000 RPM
Correction factor for Vf: MDF=0.8
Veneer across grain=0.7
Chipboard without coating=1.1

DP - Router Cutters with Shear Angle



142

PCD DP | Z2+2 | RH | 40X LONGER LIFE THAN CARBIDE

D mm	I mm	L mm	S mm	Z		ORDER NO. Right-hand rotation
20	27	85	20x50	2+2 (6 DP+1 HW)	1	**142.200.61**
20	36	95	20x50	2+2 (8 DP+1 HW)	1	**142.201.61**
20	45	105	20x50	2+2 (10 DP+1 HW)	1	**142.202.61**
20	55	115	20x50	2+2 (12 DP+1 HW)	1	**142.203.61**
25	27	90	25x55	2+2 (6 DP+1 HW)	1	**142.250.61**
25	36	100	25x55	2+2 (8 DP+1 HW)	1	**142.251.61**
25	45	110	25x55	2+2 (10 DP+1 HW)	1	**142.252.61**
25	55	120	25x55	2+2 (12 DP+1 HW)	1	**142.253.61**

TECHNICAL DETAILS:
- Super strength steel.
- DP cutting edge (H2,5").
- HW plunging tip for diagonal plunge-cutting (Z-axis tool entrance).
- Resharpenable cutter (max 3 times).
- Feed speed: max 10m/min

APPLICATION:
for use on CNC routers for jointing, rabbeting, grooving, on laminates, MDF, HPL, veneer and melamine-faced panels.

Ø20-25mm PLASTIC COATED CHIPBOARD

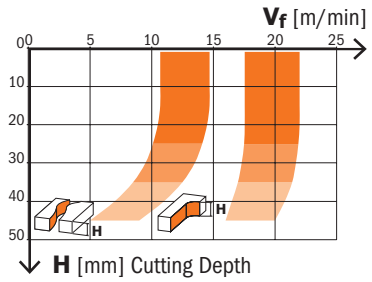

18000 RPM
Jointing Cutting thickness=0.5-2mm
Correction factor for Vf: MDF=0.6
Veneer across grain=0.7

DP - Router Cutters with 20° Shear Angle



142

PCD DP | Z2+2 | RH | 40X LONGER LIFE THAN CARBIDE

D mm	I mm	L mm	S mm	Z		ORDER NO. Right-hand rotation
20	25	85	20x45	2+2 (8 DP+1 HW)	1	**142.720.61**
20	30	90	20x45	2+2 (10 DP+1 HW)	1	**142.721.61**
20	35	95	20x45	2+2 (12 DP+1 HW)	1	**142.722.61**
20	40	100	20x45	2+2 (14 DP+1 HW)	1	**142.723.61**
20	45	105	20x45	2+2 (16 DP+1 HW)	1	**142.724.61**
20	50	110	20x45	2+2 (18 DP+1 HW)	1	**142.725.61**
20	55	115	20x45	2+2 (20 DP+1 HW)	1	**142.726.61**

TECHNICAL DETAILS:
- Super strength steel.
- Diamond cutting edgesf featuring 20° shear angle (H4).
- HW plunging tip for diagonal plunge-cutting (Z-axis tool entrance).
- Resharpenable cutters (max 8-10 times).
- Max feed speed 20 m/min.

APPLICATION:
for use on CNC routers for jointing, rabbeting, grooving, on laminates, MDF, HPL, veneer and melamine-faced panels.

Ø20-25mm PLASTIC COATED CHIPBOARD

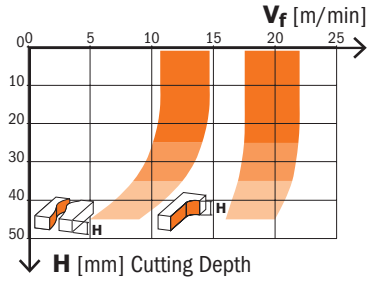

18000 RPM
Jointing Cutting thickness=0.5-2mm
Correction factor for Vf: MDF=0.6
Veneer across grain=0.7

Results shown in this diagram are purely empirical, based merely on informative and hypothetical calculation.
Each application may require different parameters in consideration of materials in use and machining conditions.
CMT is not responsable for direct, indirect, incidental or consequential damages resulting from any defect, error or failure due to this diagram.

DP - Router Cutters with Shear Angle for Nesting
(DENSIMET® Tungsten Heavy Metal Alloys)



143

PCD DP | Z3 | RH | 40X LONGER LIFE THAN CARBIDE

D mm	I mm	L mm	S mm	Z		ORDER NO. Right-hand rotation
12	25	70	12x40	3 (9 DP)	1	**143.120.61**
12	31	80	12x40	3 (12 DP)	1	**143.121.61**

TECHNICAL DETAILS:
- DENSIMET® tungsten heavy metal alloys for low-vibration.
- DP cutting edge (H3).
- Resharpenable cutter (max 6 times).
- Max feed speed 25 m/min.

APPLICATION:
for use on CNC routers for jointing, rabbeting, grooving, on laminates, MDF, HPL, veneer and melamine-faced panels. High performance pre-finishing and finish-routing.

Ø12mm PLASTIC COATED CHIPBOARD

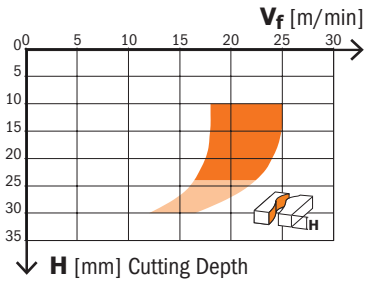

24000 RPM
Correction factor for Vf: MDF=0.8
Pre-finishing MDF=1.2
Uncoated Chipboard=1.1
Veneer across grain=0.7

DP - Spiral Router Cutters with Shear Angle



143

PCD DP | Z3 | RH | 40X LONGER LIFE THAN CARBIDE

D mm	I mm	L mm	S mm	Z		ORDER NO. Right-hand rotation
18	25	82	20x50	3 (10 DP+1 HW)	1	**143.180.61**
18	30	87	20x50	3 (13 DP+1 HW)	1	**143.181.61**
18	35	92	20x50	3 (15 DP+1 HW)	1	**143.182.61**
20	25	82	20x50	3 (10 DP+1 HW)	1	**143.200.61**
20	30	85	20x50	3 (13 DP+1 HW)	1	**143.201.61**
20	35	92,5	20x50	3 (15 DP+1 HW)	1	**143.202.61**
20	40	97	20x50	3 (18 DP+1 HW)	1	**143.203.61**
20	45	102	20x50	3 (21 DP+1 HW)	1	**143.204.61**
20	50	106,5	20x50	3 (24 DP+1 HW)	1	**143.205.61**
20	55	111	20x50	3 (27 DP+1 HW)	1	**143.206.61**
20	60	116,5	20x50	3 (30 DP+1 HW)	1	**143.207.61**
20	65	121,5	20x50	3 (31 DP+1 HW)	1	**143.208.61**
22	30	92	25x50	3 (13 DP+1 HW)	1	**143.220.61**
☐ 22	35	97	25x50	3 (15 DP+1 HW)	1	**143.221.61**
22	40	102	25x50	3 (18 DP+1 HW)	1	**143.222.61**
☐ 22	45	107	25x50	3 (21 DP+1 HW)	1	**143.223.61**
22	50	112	25x50	3 (24 DP+1 HW)	1	**143.224.61**
☐ 22	55	117	25x50	3 (27 DP+1 HW)	1	**143.225.61**
22	60	122	25x50	3 (30 DP+1 HW)	1	**143.226.61**
☐ 22	65	127	25x50	3 (31 DP+1 HW)	1	**143.227.61**
☐ 22	70	132	25x50	3 (36 DP+1 HW)	1	**143.228.61**

☐ **On request**

Ø18-20mm PLASTIC COATED CHIPBOARD

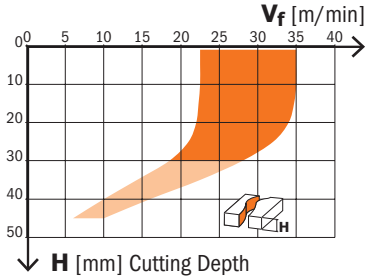

24000 RPM
Correction factor for Vf: MDF=0.8
Melamine=0.8

Ø20-22mm PLASTIC COATED CHIPBOARD

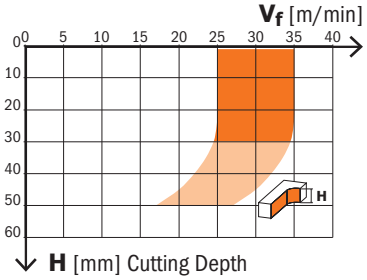

24000 RPM
Jointing Cutting thickness=0.5-6mm
Correction factor for Vf: MDF=0.9
Melamine=0.8
Veneer across grain=0.8

TECHNICAL DETAILS:
- Super strength steel.
- DP cutting edge (H4).
- HW plunging tip for diagonal plunge-cutting (Z-axis tool entrance).
- Resharpenable cutter (max 8-10 times).

APPLICATION:
for use on CNC routers for jointing, rabbeting, grooving, on laminates, MDF, HPL, veneer and melamine-faced panels.
High performance pre-finishing and finish-routing.

Results shown in this diagram are purely empirical, based merely on informative and hypothetical calculation.
Each application may require different parameters in consideration of materials in use and machining conditions.
CMT is not responsable for direct, indirect, incidental or consequential damages resulting from any defect, error or failure due to this diagram.

®Brand names mentioned in CMT products are the property of their respective owners (see back cover)



145

PCD DP | Z3+3 | Z4+4 | RH | 40X LONGER LIFE THAN CARBIDE

D mm	I mm	L mm	S mm	Z		ORDER NO. Right-hand rotation
☐ 50	23	80	25x55	3+3 (9 DP)	1	**145.501.61**
☐ 50	23	80	25x55	4+4 (12 DP)	1	**145.511.61**
☐ 50	28	85	25x55	3+3 (12 DP)	1	**145.502.61**
☐ 50	28	85	25x55	4+4 (16 DP)	1	**145.512.61**
☐ 50	38	95	25x55	3+3 (18 DP)	1	**145.503.61**
☐ 50	38	95	25x55	4+4 (24 DP)	1	**145.513.61**

☐ **On request**

TECHNICAL DETAILS:
- Super strength steel.
-"H4" diamond cutting edgesf featuring 40° shear angle.
- Resharpenable cutters (max 10 times).
- Maximum feed speed 30m/minute.

APPLICATION:
used on all CNC routers for jointing, rabbeting, grooving, copying and dividing raw material, melamine, laminated, MDF, HPL and veneered panels. High performance routing.

Straight Bits for Industrial Nesting Application **DLCS Chrome Coating** new



EXTRA HARD DLCS CHROME COATING

8/912

HWM | Z3 | RH

D mm	I mm	L mm		ORDER NO. S=Ø10mm	ORDER NO. S=Ø12mm	ORDER NO. S=Ø12,7mm
6	21	73	10		**912.561.11**	
6	26	73	10		**912.560.11**	
6,35	26	73	10			**812.564.11**
8	21	73	10		**912.582.11**	
8	28,7	76	10		**912.581.11**	
8	28,7	76	10			**812.581.11**
8	32	76	10		**912.583.11**	
10	21	75	10	**912.610.11**		
10	32	75	10	**912.611.11**		

TECHNICAL DETAILS:
- Premium quality HWM.
- Special positively ground cutting edge sharpening for excellent finish.

EXTRA HARD DLCS CHROME COATING

DLCS CHROME COATING:
- Superb wear resistance
- Better chip clearance
- Superior cutting quality
- Less overheating
- More productivity

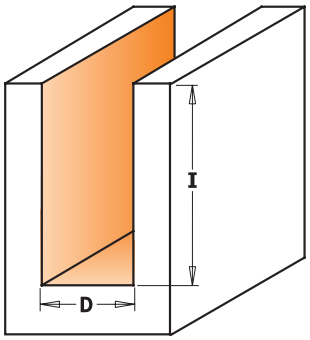

Drawing is 1:1 scale

3X LONGER LIFE THAN UNCOATED

DLCS CHROME COATING
provides 3 times longer life than uncoated tools!



174

HWM Z2+1 RH

D mm	I mm	L mm	S mm		ORDER NO. Right-hand rotation	
3	10	55	8	10	174.030.11	
4	10	55	8	10	174.040.11	
5	12	55	8	10	174.050.11	
6	14	55	8	10	174.060.11	
7	20	55	8	10	174.070.11	

TECHNICAL DETAILS:
- Premium quality HWM.
- 2 radial relief cutting edges [Z2].
- 1 HW [Z1] plunge cutting edge.

Router Cutters

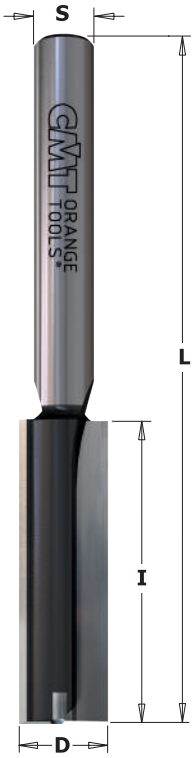

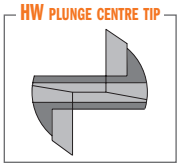

174

HW Z2+1 RH

D mm	I mm	L mm	S mm		ORDER NO. Right-hand rotation	
8	20	55	8	10	174.080.11	
8	30	70	8	10	174.081.11	
8	40	90	8	10	174.082.11	
9	20	55	8	10	174.090.11	
10	20	60	8	10	174.100.11	
10	30	70	8	10	174.102.11	
10	40	90	8	10	174.101.11	
11	20	60	8	10	174.110.11	
12	20	60	8	10	174.120.11	
12	30	70	8	10	174.122.11	
12	40	90	8	10	174.121.11	
13	20	60	8	10	174.130.11	
14	20	60	8	10	174.140.11	
14	30	70	8	10	174.142.11	
14	40	90	8	10	174.141.11	
15	20	60	8	10	174.150.11	
16	20	70	8	10	174.160.11	
16	30	70	8	10	174.162.11	
16	40	90	8	10	174.161.11	
18	20	70	8	10	174.180.11	
18	30	70	8	10	174.181.11	
18	40	80	8	10	174.182.11	
19	20	70	8	10	174.190.11	
20	20	70	8	10	174.200.11	
20	30	70	8	10	174.201.11	
20	40	90	8	10	174.202.11	
22	20	70	8	10	174.220.11	
22	30	70	8	10	174.221.11	
22	40	90	8	10	174.222.11	
23,5	20	70	8	10	174.235.11	
24	20	70	8	10	174.240.11	
24	30	70	8	10	174.241.11	
24	40	90	8	10	174.242.11	
25	20	70	8	10	174.250.11	
26	20	70	8	10	174.260.11	
26	30	70	8	10	174.261.11	
28	20	70	8	10	174.280.11	
28	30	70	8	10	174.281.11	
29	20	70	8	10	174.290.11	
30	20	70	8	10	174.300.11	
32	20	70	8	10	174.320.11	

TECHNICAL DETAILS:
- Super strength steel.
- 2 precision ground HW cutting edges and 1 HW plunge centre tip [Z2+1].

APPLICATION:
used for drilling, grooving or jointing on solid wood and wood composites. Can be used on machining centres, CNC routers and hand-held routers equipped with chucks or adapters.



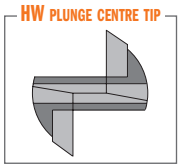

112

HW HWM Z2+1 RH

D mm	I mm	L mm	S mm		ORDER NO. Right-hand rotation	
• 3	10	48	9,5	50	**112.030.11**	
• 4	10	48	9,5	50	**112.040.11**	
• 5	12	48	9,5	50	**112.050.11**	
• 6	14	41	9,5	50	**112.060.11**	
• 7	16	43	9,5	50	**112.070.11**	
• 8	18	48	9,5	50	**112.080.11**	
• 8	30	60	9,5	50	**112.081.11**	
• 9	20	55	9,5	50	**112.090.11**	
10	22	52	9,5	50	**112.100.11**	
10	35	65	9,5	50	**112.101.11**	
11	26	52	9,5	10	**112.110.11**	
12	26	52	9,5	10	**112.120.11**	

• **HWM**

TECHNICAL DETAILS:
- Super strength steel.
- 2 precision ground HW cutting edges
- 1 HW plunge centre tip [Z2+1].

Router Cutters



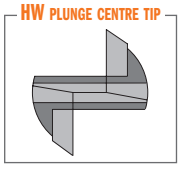

113

HW Z2+1 RH

D mm	I mm	L mm	S mm		ORDER NO. Right-hand rotation	
12	26	52	12	10	**113.120.11**	
12	40	70	12	10	**113.121.11**	
13	26	52	12	10	**113.130.11**	
14	28	56	12	10	**113.140.11**	
14	40	72	12	10	**113.141.11**	
15	32	60	12	10	**113.150.11**	
16	32	60	12	10	**113.160.11**	
16	40	72	12	10	**113.161.11**	
18	35	64	12	10	**113.180.11**	
19	38	68	12	1	**113.190.11**	
20	38	68	12	1	**113.200.11**	
22	40	72	12	1	**113.220.11**	
24	40	72	12	1	**113.240.11**	
25	40	72	12	1	**113.250.11**	
26	42	74	12	1	**113.260.11**	
28	42	74	12	1	**113.280.11**	
30	42	74	12	1	**113.300.11**	

TECHNICAL DETAILS:
- Super strength steel.
- 2 precision ground HW cutting edges
- 1 HW plunge centre tip [Z2+1].

APPLICATION:
used for plunging cutting and grooving on solid wood and wood derivatives as well as laminates and plastic materials. For use on CNC machining centres, CNC routers, hand-held routers and point-to-point machines equipped with chucks or adapters.

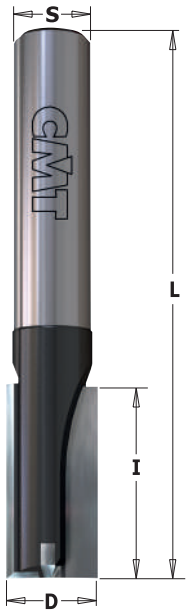

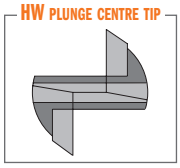

175

HW HWM Z2+1 RH

D mm	I mm	L mm	S mm		ORDER NO. Right-hand rotation
• 4	10	65	10	50	**175.040.11**
• 5	12	65	10	50	**175.050.11**
• 6	14	65	10	50	**175.060.11**
• 7	16	65	10	50	**175.070.11**
8	20	65	10	50	**175.080.11**
10	25	70	10	50	**175.100.11**
12	25	70	10	10	**175.120.11**
14	25	70	10	10	**175.140.11**
15	25	70	10	10	**175.150.11**
16	25	70	10	10	**175.160.11**
18	25	70	10	10	**175.180.11**
20	25	70	10	10	**175.200.11**
22	25	70	10	10	**175.220.11**
24	25	70	10	10	**175.240.11**
25	25	70	10	10	**175.250.11**
26	25	70	10	10	**175.260.11**
30	25	70	10	10	**175.300.11**
35	25	70	10	10	**175.350.11**

• **HWM**

TECHNICAL DETAILS:
- Premium quality HWM.
- 2 radial relief cutting edges [Z2].
- 1 HW [Z1] plunge centre tip.

APPLICATION:
used for plunging cutting and grooving on solid wood and wood derivatives as well as laminates and plastic materials. For use on CNC machining centres, CNC routers, hand-held routers and point-to-point machines equipped with chucks or adapters.

176

HW Z2+1 RH

D mm	I mm	L mm	S mm		ORDER NO. Right-hand rotation
10	40	87	10	10	**176.100.11**
12	40	87	10	10	**176.120.11**
14	40	87	10	10	**176.140.11**
15	40	87	10	10	**176.150.11**
16	40	87	10	10	**176.160.11**
18	40	87	10	10	**176.180.11**
20	40	87	10	10	**176.200.11**

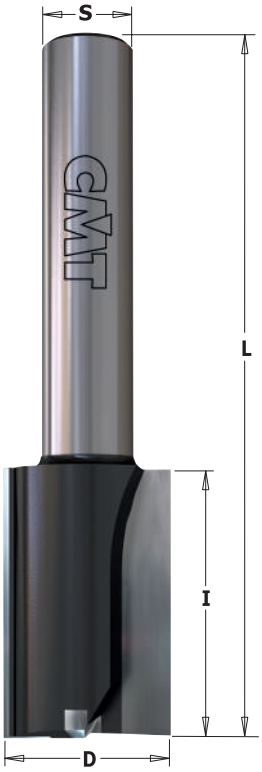

177

HW Z2+1 RH

D mm	I mm	L mm	S mm		ORDER NO. Right-hand rotation
10	35	90	12	10	**177.100.11**
12	35	90	12	10	**177.120.11**
12	50	100	12	10	**177.121.11**
14	35	90	12	10	**177.140.11**
16	35	90	12	10	**177.160.11**
16	60	110	12	10	**177.161.11**
18	35	90	12	10	**177.180.11**
18	60	110	12	10	**177.181.11**
20	35	90	12	10	**177.200.11**
22	35	90	12	10	**177.220.11**
24	35	90	12	10	**177.240.11**
25	35	90	12	10	**177.250.11**
26	35	90	12	10	**177.260.11**
28	35	90	12	10	**177.280.11**
30	35	90	12	10	**177.300.11**
35	35	90	12	10	**177.350.11**

TECHNICAL DETAILS:
- Super strength steel.
- 2 precision ground HW cutting edges
- 1 HW plunge centre tip [Z2+1].

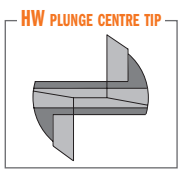

APPLICATION:
used for plunge cutting and grooving on solid wood, wood derivatives as well as laminates and plastic materials. For use on CNC machining centres, CNC routers and hand-held routers.

XTreme Plunge CNC Cutters with Insert Knives



653 XTREME

INSERT CARBIDE · MEC · Z2+2 · RH · 2X CUTTING

D mm	I mm	L mm	S mm		ORDER NO. Right-hand rotation	Spare parts	
40	29,5	100	20	10	**653.001.11**	790.295.12	790.120.00

Spare parts: **990.075.00** M4x6mm TORX® screw
991.061.00 T15 TORX® key
990.036.00 M8x25mm TE screw
990.020.00 Hex nut for threaded arbors M8

TECHNICAL DETAILS:
- Super strength steel.
- 4 cutting edges [Z2+2]

APPLICATION:
the new CNC cutter is designed with 2 plunging knives and two-sided knives fixed by special TORX® screws. It is ideal for direct plunge into the material and fast removal over a large surface area leaving an improved finish at the bottom of the cut. For cutting soft/hard wood, chipboard, melamine, MDF. For use on pantograph CNC machines.

SAFETY TIPS:



The **TW-006** Torque Screwdriver is recommended for the proper fastening of screws (see page 406).

CORRECT KNIFE POSITIONING

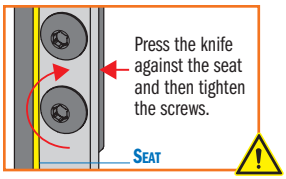

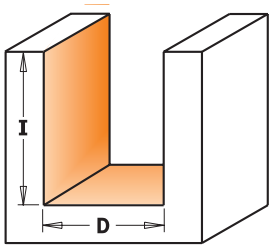

Drawing is 1:2 scale

Straight Router Cutters with Insert Knives



653

INSERT CARBIDE · MEC · Z1+1 · RH · 2X CUTTING

D mm	I mm	L mm	S mm		ORDER NO. Right-hand rotation	Spare parts	
16	28,3	92	20	10	**653.661.11**	790.283.12	790.075.00
16	48,3	111,5	20	10	**653.662.11**	790.483.12	790.075.00
18	48,3	111,5	20	10	**653.681.11**	790.483.12	790.075.00
20	48,3	111,5	20	10	**653.701.11**	790.483.12	790.075.00

Spare parts: **990.072.00** M3,5x3,5mm TORX® screw
990.074.00 M4x3,5mm TORX® screw
990.075.00 M4x6mm TORX® screw
991.061.00 T15 TORX® key

TECHNICAL DETAILS:
- Super strength steel.
- 2 cutting edges [Z1+1].

APPLICATION:
straight router bits with on replaceable plunging knife and side knife fixed by a special TORX® screw. The tool bodies are precisely balanced. For finishing, routing, plunging and grooving on board materials (laminated chipboards and MDF) and hardwood. For use on portable routers or CNC machining centres.

CORRECT KNIFE POSITIONING

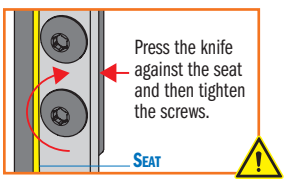

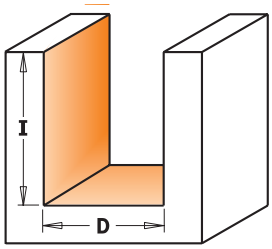

Drawing is 1:1 scale

SAFETY TIPS:



The **TW-006** Torque Screwdriver is recommended for the proper fastening of screws (see page 406).

®Brand names mentioned in CMT products are the property of their respective owners (see back cover).
www.dahm.no

Spoilboard Surfacing Router Cutters with Insert Knives



663

INSERT CARBIDE · MEC · Z3 · Z4 · RH · 4X CUTTING

	D mm	I mm	L mm	Z	S mm		ORDER NO. Right-hand rotation	Spare parts	
	35	10,5	60	3	8x38	10	**663.007.11**	790.105.03*	990.078.00
	38	12	60	3	12x38	10	**663.005.11**	790.120.03*	990.075.00
new	38	12	60	3	12,7x38	10	**663.015.11**	790.120.03*	990.075.00
	60	12	80	3	12x50	10	**663.004.11**	790.120.03*	990.075.00
new	60	12	80	3	12,7x50	10	**663.014.11**	790.120.03*	990.075.00
	80	12	90	3	20x60	10	**663.003.11**	790.120.03*	990.075.00
	100	12	90	4	20x50	1	**663.006.11**	790.120.03*	990.075.00

*Minimum 10 pieces or multiple

Spare parts: **991.061.00** T15 TORX® key
990.036.00 M8x25mm TE screw (for 663.003.11 and 663.006.11)
990.020.00 Hex nut for threaded arbors M8 (for 663.003.11 and 663.006.11)

TECHNICAL DETAILS:
- Super strength steel.
- 3 cutting edges [Z3].
- 4 cutting edges [Z4].

APPLICATION:
the new router bit for CNC routers is ideal for fast removal of material over a large surface area leaving an improved finish at the bottom of the cut. Used on soft and hardwood, particle board and MDF.
The cutter uses 4-sided inserts in super micrograin carbide.

A cost effective solution compared to brazed router bits and solid carbide spiral bits.

Optional

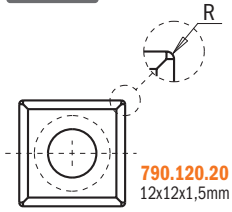

790.120.20
12x12x1,5mm

SAFETY TIPS:



The **TW-006** Torque Screwdriver is recommended for the proper fastening of screws (see page 406).

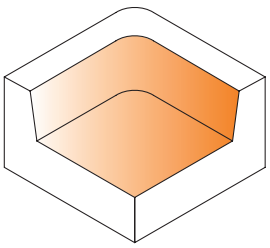

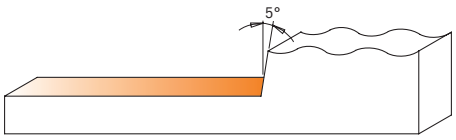

Drawing is 1:2 scale

Spoilboard Surfacing Router Cutters

new



178

HW · Z3 · Z4 · RH

D mm	I mm	L mm	Z	S mm		ORDER NO. Right-hand rotation
25,4	6,35	41	3	6,35	1	**178.701.11**
34,9	9,5	57	3	8	1	**178.702.11**
50,8	12,7	63,5	4	12	1	**178.703.11**
50,8	12,7	63,5	4	12,7	1	**178.704.11**

TECHNICAL DETAILS:
- Super-strength steel.
- 3 cutting edge [Z3]
- 4 cutting edge [Z4]

APPLICATION:
The new router bit for CNC routers is ideal for fast removal of material over a large surface area leaving an improved finish at the bottom of the cut. Used on soft and hardwood, particle board and MDF.
The cutter uses 4-sided inserts in super micrograin carbide.
A cost effective solution compared to brazed router bits and solid carbide spiral bits.

®Brand names mentioned in CMT products are the property of their respective owners (see back cover)
www.dahm.no

XTreme Spoilboard Surfacing Router Cutter with Insert Knives

new

CMT ORANGE TOOLS®



663.5 XTREME

INSERT CARBIDE | MEC | Z6+3 | RH | 4X CUTTING

D mm	I mm	L mm	S mm		ORDER NO. Right-hand rotation
50,8	25,4	63,5	12	10	**663.502.11**
50,8	25,4	63,5	12,7	10	**663.501.11**

Spare parts

790.140.20*	990.080.00
790.140.20*	990.080.00

*Minimum 10 pieces or multiple

TECHNICAL DETAILS:
- Super strength steel
- 6 + 3 cutting edges [Z6+V3]

APPLICATION: this new router bit designed for CNC router machines and stationary router machine work centers are ideal for rabbeting joints and for quick chip removal on large surface areas and leaves a good finish at the bottom of the cut. Ideal for soft and hard wood, particle board and MDF. This bit is equipped with 4 sided insert knives in super micrograin carbide – an economical solution for brazed and solid carbide spiral bits.





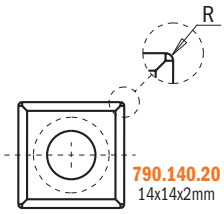

NOTE: for optimum finish, radius inserts **790.140.20** are recommended.

790.140.20
14x14x2mm

SAFETY TIPS:



The **TW-006** Torque Screwdriver is recommended for the proper fastening of screws (see page 406).

Universal Profile Cutter for CNC Machines



Suggested **MAX RPM 12.000**

663.301

SP | MEC | Z2 | RH

D mm	I mm	L mm	S mm		ORDER NO. Right-hand rotation
65	40-50	93	20	1	**663.301.11**

Spare parts: **692.999.01** 38x15x16mm wedge for cutter
990.064.00 M8x16mm STEI screw
991.064.00 Hex key 4mm

TECHNICAL DETAILS:
- Super Strength steel.
- 2 cutting edges [Z2] for knives 40x4mm and 50x4mm.

APPLICATION: for universal profiling of solid wood on CNC router machines. For cutting width 40mm and 50mm (serie **690**). Profile knives may only be ordered and used in pairs.
For router machines with mechanical feed.

USEFUL TIPS: for enhanced safety, when using 50mm knives, it is recommended to carry out the cut in several passes.

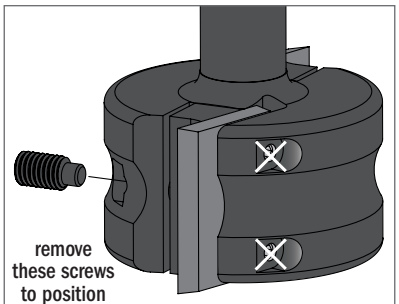

SAFETY TIPS:



The **TW-006** Torque Screwdriver is recommended for the proper fastening of screws (see page 406).

TO BE USED WITH SP KNIVES SERIES 690 (SEE PAGE 118~131)

690.000

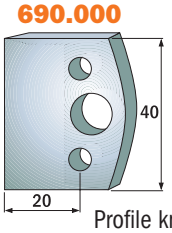

690.001

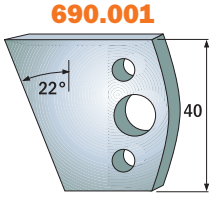

690.002

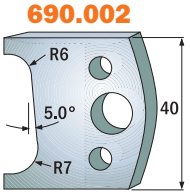

Profile knives cutting length=40mm (serie **690**)

690.500

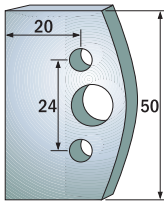

690.501

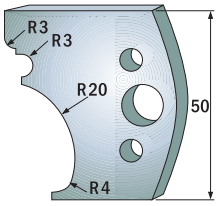

690.502

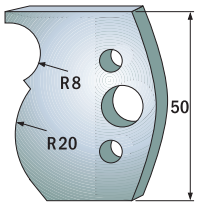

Profile knives cutting length=50mm (serie **690.5**)

Adjustable Chamfering CNC Cutter



663.201

INSERT CARBIDE · MEC · Z2 · RH · 2X CUTTING

D mm	D_Max 45° mm	I mm	A	L mm	S mm		ORDER NO. Right-hand rotation
85	102	39,5	0°-45° - 0°+90°	92	20	1	**663.201.11**

Spare parts:
790.395.12 39,5x12x1,5mm knife (Minimum 10 pieces or multiple)
663.999.01 38x6x12mm wedge
990.087.00 M6x8mm STEI screw (4x2mm threaded pin)
991.067.00 3mm hex key
663.999.02 Kit with 2 wedges and 1 screw for blocking rotation
990.099.00 M8x25mm TCEI screw
990.023.00 M8 (4mm) nut
991.081.00 4mm "T" hex key

SAFETY TIPS:
The **TW-006** Torque Screwdriver is recommended for the proper fastening of screws (see page 406).

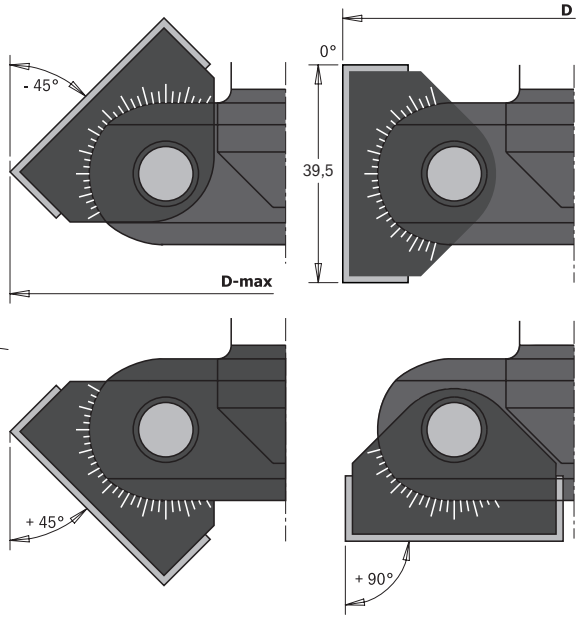

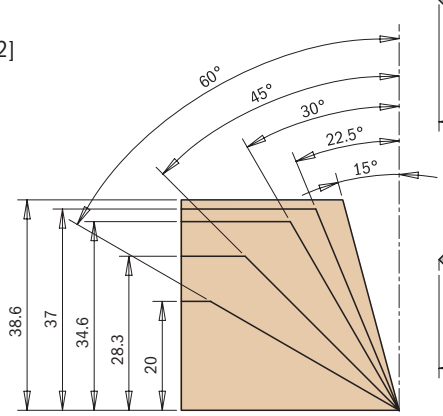

TECHNICAL DETAILS:
- Tool body in steel
- 2 reversible HWM knives 39,5x12x1,5mm [Z2]
- Peripheral cutting on both sides
- Adjustable swivelling blade (Rotates at 7,5° intervals; Precision = 7,5°)
- Swivelling range 0-45° towards top, and 0-90° towards bottom

APPLICATION:
for jointing, rebating and chamfering of solid wood and wooden boards. Suitable for CNC router machines and stationary router machine with manual or mechanical feed. Never modify the chamfering angle whilst changing the knives. RH rotation.

V-Groove - Folding - Signmaking CNC Router Cutters with Insert Knives



CORRECT KNIFE POSITIONING

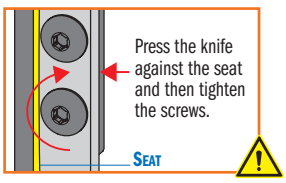

663.1

INSERT CARBIDE · MEC · Z1 · Z2 · RH

D mm	I mm	L mm	A	S mm	Z		ORDER NO. Right-hand rotation	Spare parts	
34	40	115	45°	20	1	10	**663.103.11**	790.580.01*	
44	38	115	60°	20	1	5	**663.102.11**	790.580.01*	
52	25	102	91°	20	1	1	**663.101.11**	790.360.01*	
60	21	95	110°	20	1	1	**663.110.11**	790.360.01*	
87,5	24	95	120°	20	2	1	**663.120.11**	2X CUTTING	790.496.01*
91	20	95	130°	20	2	1	**663.130.11**		790.496.01*
96,5	12,4	95	150°	20	2	1	**663.150.11**		790.496.01*

*Minimum 10 pieces or multiple

Spare parts:
990.073.00 M3,5x5x7,2mm TORX® T15 screw (for 790.580.01 and 790.360.01)
990.075.00 M4x6x8,2mm TORX® T15 screw (for 790.496.01)
991.061.00 T15 TORX® key
990.036.00 M8x25mm TE screw
990.020.00 Hex nut for threaded arbors M8

Optional **S790.360.03*** 36x12x1,5mm HW-SMG replaceable knife (4 cutting edges 35°)

SAFETY TIPS:
The **TW-006** Torque Screwdriver is recommended for the proper fastening of screws (see page 406).

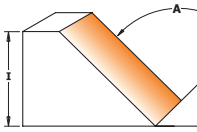

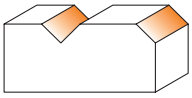

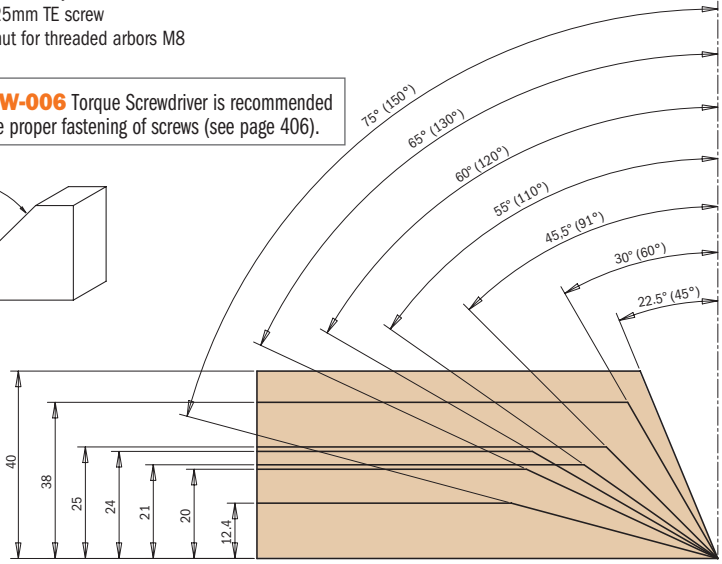

TECHNICAL DETAILS:
- Super strength steel.
- 1 cutting edge [Z1]
- 2 cutting edges [Z2]

APPLICATION:
this innovative CNC router bit offers you an endless range of possibilities for V-Groove, miter folds, signmaking, lettering and chamfer edges. The tool mounts a high grade HWM reversible knife ideal for general purpose, chipboard and plywood, but knives with increased hardness are available for laminated and MDF material.

®Brand names mentioned in CMT products are the property of their respective owners (see back cover)

www.dahm.no

new

CMT ORANGE TOOLS®





300.023.01 Basic CNC Kit

DESCRIPTION	Q.TY	ORDER NO.
CHUCK -XTREME- HSK-63F (H73) “ER32” PRECISION COLLET RH	1	183.300.01
C-SPANNER FOR “ER32” PRECISION COLLET	1	991.183.00
PRECISION COLLET DIN6499 “ER32” (33x40mm) D=12mm	1	184.120.00
RECISION COLLET DIN6499 “ER32” (33x40mm) D=20mm	1	184.200.00
STRAIGHT ROUTER CUTTER WITH INSERT KNIVES HW Z1+1 S=20 D=18x48.3mm RH	1	653.681.11
HWM REVERSIBLE KNIVES STD (4/35°) 48.3x12x1.5mm RH	10	790.483.12
HWM REVERSIBLE KNIVES STD (2/35°) 7.5x12x1.5mm	10	790.075.00
KEY TORX® T15	1	991.061.00
SOLID CARBIDE UPCUT SPIRAL BITS Z3 POS. HWM D=12x42x90mm RH	1	193.121.11
2 FLUTE DOWEL DRILL HW S=10x30mm D=5x35x70mm RH	2	311.050.11
2 FLUTE DOWEL DRILL HW S=10x30mm D=5x35x70mm LH	2	311.050.12
2 FLUTE DOWEL DRILL HW S=10x30mm D=8x35x70mm RH	4	311.080.11
2 FLUTE DOWEL DRILL HW S=10x30mm D=8x35x70mm LH	4	311.080.12
HINGE BORING BITS HW Z2+2 S=10x26mm D=15x70mm RH	1	369.150.11
HINGE BORING BITS HW Z2+2 S=10x26mm D=35x70mm RH	1	369.350.11

At request available with ER40





Includes:

KINETIC DUST EXTRACTOR

300.025.01 Expert for “Nesting” CNC Kit

DESCRIPTION	Q.TY	ORDER NO.
CHUCK -XTREME- HSK-63F (H73) “ER32” PRECISION COLLET RH	2	183.300.01
C-SPANNER FOR “ER32” PRECISION COLLET	1	991.183.00
PRECISION COLLET DIN6499 “ER32” (33x40mm) D=12mm	1	184.120.00
RECISION COLLET DIN6499 “ER32” (33x40mm) D=20mm	1	184.200.00
KINETIC DUST EXTRACTOR FOR CHUCK WITH “ER32” D=100mm RH	1	992.101.ER32
C-SPANNER 95-100mm FOR KINETIC “ER32”/”ER40”	1	991.284.00
SPOILBOARD SURFACING ROUTER CUTTER W/INSERT KNIVES HW Z3 S=20x50mm D=80x12x90mm	1	663.003.11
HWM REVERSIBLE KNIVES STD (4/35°) 12x12x1.5mm	10	790.120.03
KEY TORX® T15	1	991.061.00
ROUTER CUTTERS WITH SHEAR ANGLE FOR NESTING Z3 9DP S=12mm D=12x25x70mm RH	1	143.120.61
2 FLUTE DOWEL DRILL HW S=10x30mm D=5x35x70mm RH	2	311.050.11
2 FLUTE DOWEL DRILL HW S=10x30mm D=5x35x70mm LH	2	311.050.12
2 FLUTE DOWEL DRILL HW S=10x30mm D=8x35x70mm RH	4	311.080.11
2 FLUTE DOWEL DRILL HW S=10x30mm D=8x35x70mm LH	4	311.080.12
HINGE BORING BITS HW Z2+2 S=10x26mm D=15x70mm RH	1	369.150.11
HINGE BORING BITS HW Z2+2 S=10x26mm D=35x70mm RH	1	369.350.11

At request available with ER40

®Brand names mentioned in CMT products are the property of their respective owners (see back cover)

www.dahm.no



616.000.01

INSERT CARBIDE MEC Z2 RH

This unique system includes a tool body with 22 profile knives designed for multiple applications on your CNC routers. Ideal for MDF, laminates, veneers, plastic, wood and solid surface materials.

TECHNICAL DETAILS:
Knives 20x20x2mm.
We recommend re-sharpening the knives on profile cutting edge.

SAFETY TIPS:



The **TW-006** Torque Screwdriver is recommended for the proper fastening of screws (see page 406).



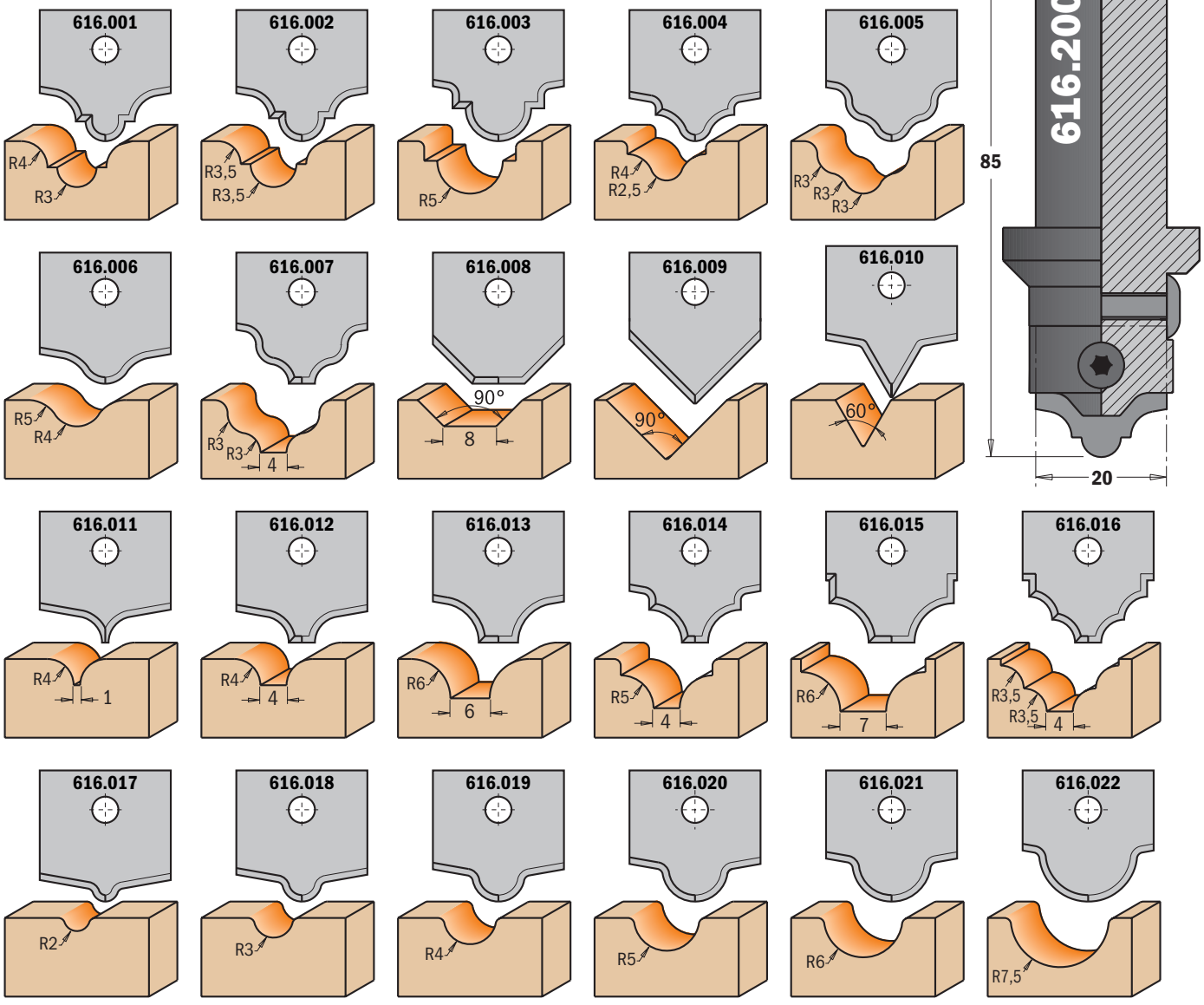

Drawing is 1:1 scale

DESCRIPTION	S mm		ORDER NO. Right-hand rotation
Complete Set for Decorating on MDF	20	10	**616.000.01**
Router cutter body with shank Ø20mm (insert knives not included)	20	10	**616.200**
Router cutter body with shank Ø12mm (insert knives not included)	12	10	**616.120**

Spare parts

616.200	990.077.00	991.061.00
	990.077.00	991.061.00
	990.077.00	991.061.00

REMARK: tool body and insert knives can be sold individually.

CMT ORANGE TOOLS®



615.004.01

INSERT CARBIDE | MEC | Z2 | RH

Open some new doors with CMT. Our 4-piece set includes the most popolar profile to make MDF panel doors for kitchens and bathrooms. Each bit is made from bar stock steel and is equipped with 5 differents profile knives allowing enormous possibilities for easy and economical construction. The highest materials, the lowest tolerance in balancing and the precision in the sharpening of the knives let you obtain a smooth finish on your CNC machine.

SAFETY TIPS:



The **TW-006** Torque Screwdriver is recommended for the proper fastening of screws (see page 406).





DESCRIPTION	S mm		ORDER NO. Right-hand rotation
Complete Set for MDF Doors (Profile no. 1)	20	1	**615.004.01**

Spare parts

990.077.00	991.061.00

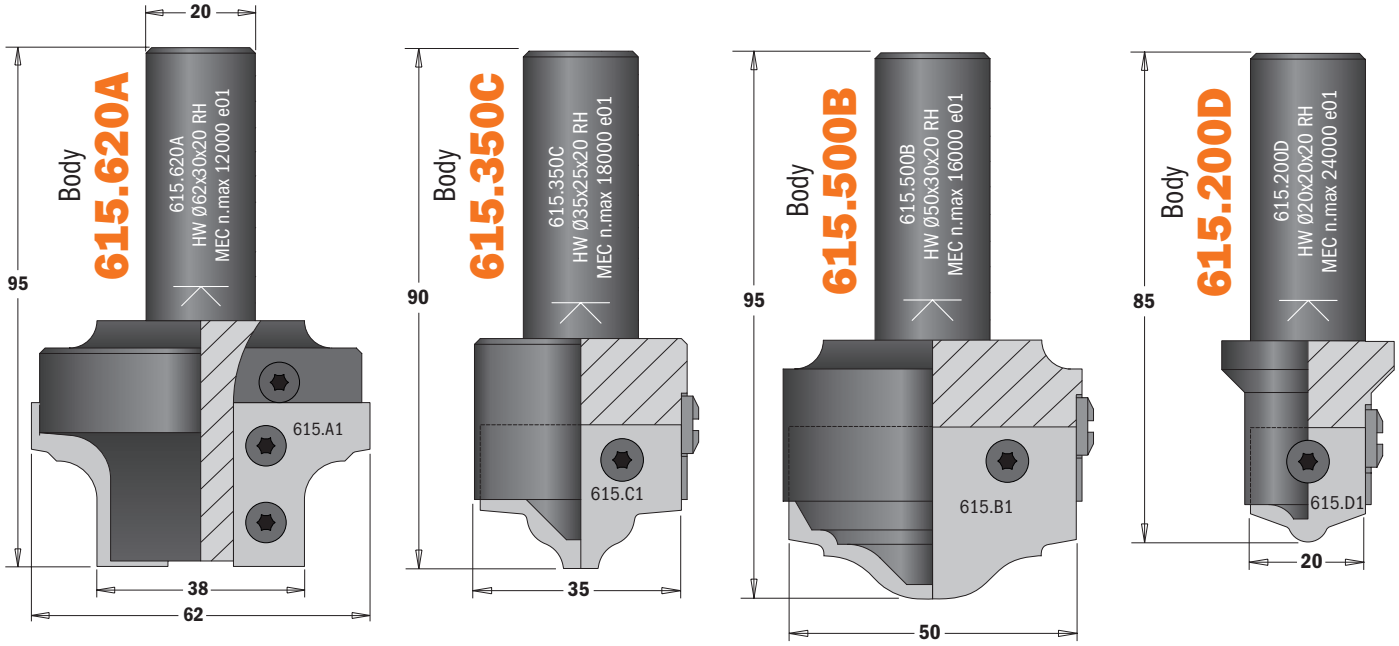

Standard Profile No. 1

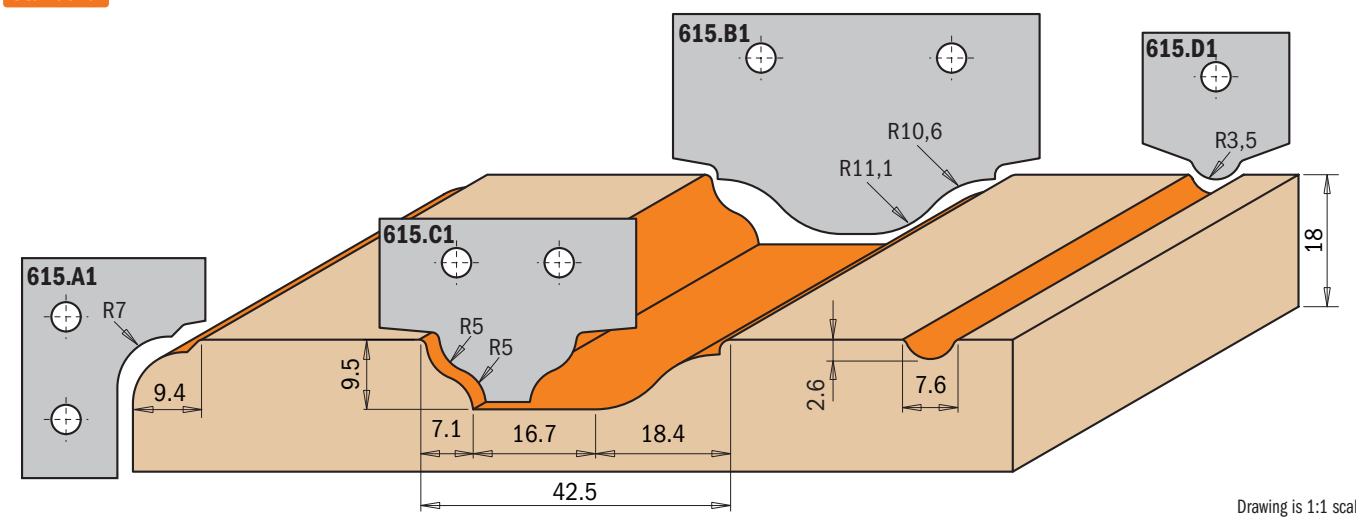

Drawing is 1:1 scale

Optional

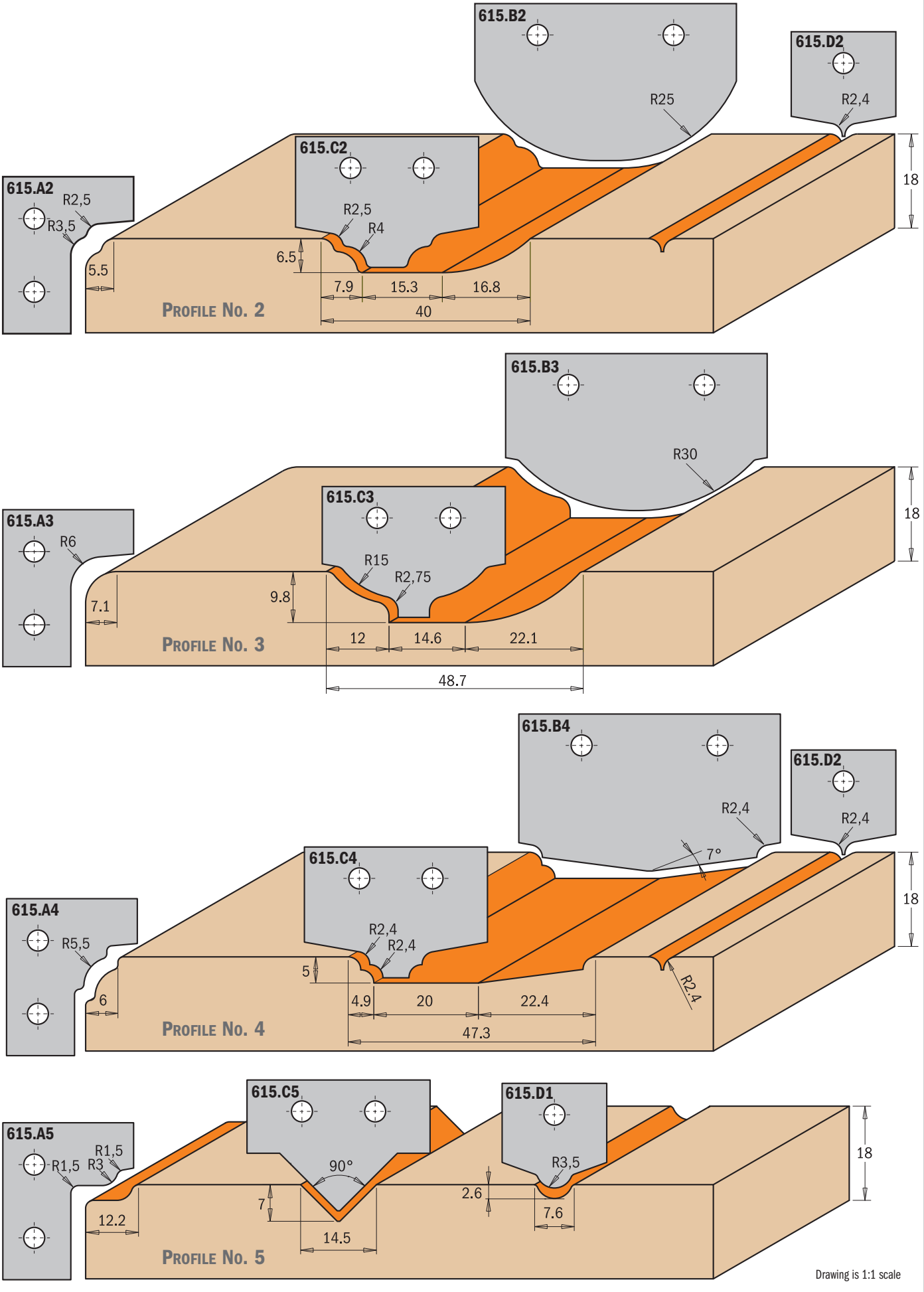

Drawing is 1:1 scale



102

HL Z2R RH LH

D mm	I mm	L mm	S mm		ORDER NO. Right-hand rotation	ORDER NO. Left-hand rotation
6	50	105	16	10	**102.060.31**	**102.060.32**
7	55	110	16	10	**102.070.31**	**102.070.32**
8	60	115	16	10	**102.080.31**	**102.080.32**
9	65	120	16	10	**102.090.31**	**102.090.32**
10	70	125	16	10	**102.100.31**	**102.100.32**
11	75	130	16	10	**102.110.31**	**102.110.32**
12	80	135	16	10	**102.120.31**	**102.120.32**
13	85	140	16	10	**102.130.31**	**102.130.32**
14	90	145	16	10	**102.140.31**	**102.140.32**
15	95	150	16	10	**102.150.31**	**102.150.32**
16	100	155	16	10	**102.160.31**	**102.160.32**
17	105	160	16	10	**102.170.31**	**102.170.32**
18	110	165	16	10	**102.180.31**	**102.180.32**
19	115	170	16	10	**102.190.31**	**102.190.32**
20	120	175	16	10	**102.200.31**	**102.200.32**
22	125	180	16	10	**102.220.31**	**102.220.32**
24	125	180	16	10	**102.240.31**	**102.240.32**

172

D mm	I mm	L mm	S mm		ORDER NO. Right-hand rotation	ORDER NO. Left-hand rotation
6	50	105	13	10	**172.060.31**	**172.060.32**
7	55	110	13	10	**172.070.31**	**172.070.32**
8	60	115	13	10	**172.080.31**	**172.080.32**
9	65	120	13	10	**172.090.31**	**172.090.32**
10	70	125	13	10	**172.100.31**	**172.100.32**
11	75	130	13	10	**172.110.31**	**172.110.32**
12	80	135	13	10	**172.120.31**	**172.120.32**
13	85	140	13	10	**172.130.31**	**172.130.32**
14	90	145	13	10	**172.140.31**	**172.140.32**
15	95	150	13	10	**172.150.31**	**172.150.32**
16	100	155	13	10	**172.160.31**	**172.160.32**
18	110	165	13	10	**172.180.31**	**172.180.32**
20	120	175	13	10	**172.200.31**	**172.200.32**

TECHNICAL DETAILS:
- Long-lasting cutting performance.
- 2 HL precision ground straight cutting edges with chip-breaker teeth [Z2R].

APPLICATION:
for cutting deep mortise slots in natural soft and medium density wood. For use on combination machining centres equipped with adaptors and/or chucks.

GUIDE TO MACHINING DEEP SLOTS

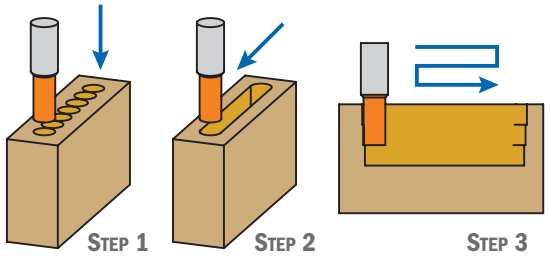



6-Piece Mortising Bit Sets

102 - 172

HL Z2R RH LH

Our classic set of 6 spiral mortising bits with both Ø16mm and Ø13mm shanks made of super strength high speed steel and available in left-hand or right-hand rotation. Safely packaged in a plastic box for protection, these sets are economical and a perfect addition to any workshop.



S mm	D mm		ORDER NO. Right-hand rotation	ORDER NO. Left-hand rotation
16	6-8-10-12-14-16	1	**102.001.00**	**102.001.10**
13	6-8-10-12-14-16	1	**172.001.00**	**172.001.10**

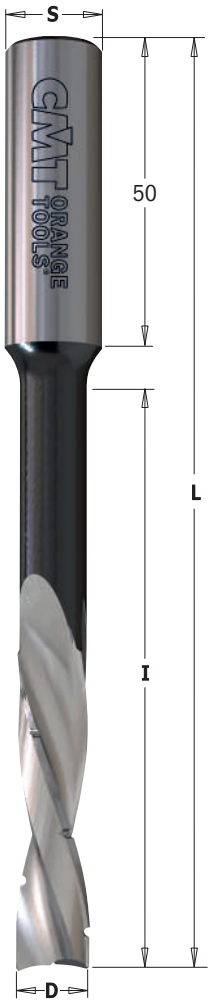

161

HSS Z2R RH LH

D mm	I mm	L mm	S mm		ORDER NO. Right-hand rotation	ORDER NO. Left-hand rotation
6	60	120	16	10	**161.060.31**	**161.060.32**
8	70	130	16	10	**161.080.31**	**161.080.32**
10	80	140	16	10	**161.100.31**	**161.100.32**
12	90	150	16	10	**161.120.31**	**161.120.32**
14	100	160	16	10	**161.140.31**	**161.140.32**
16	110	170	16	10	**161.160.31**	**161.160.32**

160

HSS Z2R RH LH

D mm	I mm	L mm	S mm		ORDER NO. Right-hand rotation	ORDER NO. Left-hand rotation
6	60	120	13	10	**160.060.31**	**160.060.32**
8	70	130	13	10	**160.080.31**	**160.080.32**
10	80	140	13	10	**160.100.31**	**160.100.32**
12	90	150	13	10	**160.120.31**	**160.120.32**
14	100	160	13	10	**160.140.31**	**160.140.32**
16	110	170	13	10	**160.160.31**	**160.160.32**

TECHNICAL DETAILS:
- Long-lasting cutting performance.
- 2 HSS precision ground spiral cutting edges with chip-breaker teeth [Z2R].

APPLICATION:
for cutting mortise slots in soft and hardwood. Used on combined machining centres equipped with chucks.

GUIDE TO MACHINING DEEP SLOTS

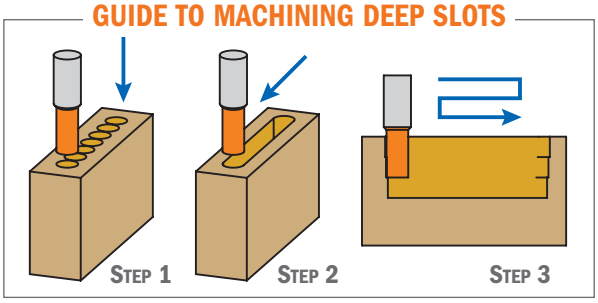



6-Piece Mortising Bit Sets

160 - 161

HSS Z2R RH LH

Ideal for heavy mortise jobs. Made of super strength high speed steel and available in left-hand or right-hand rotation. Safely packaged in a plastic box for protection, these sets are economical and a perfect addition to any workshop.



S mm	D mm		ORDER NO. Right-hand rotation	ORDER NO. Left-hand rotation
16	6-8-10-12-14-16	1	**161.001.00**	**161.001.10**
13	6-8-10-12-14-16	1	**160.001.00**	**160.001.10**



161

HW Z2R RH LH

D mm	I1 mm	I mm	L mm	S mm		ORDER NO. Right-hand rotation	ORDER NO. Left-hand rotation
12	25	75	150	16x50	10	**161.120.11**	**161.120.12**
16	25	95	170	16x50	10	**161.160.11**	**161.160.12**

TECHNICAL DETAILS:
- Super strength steel
- Long-lasting cutting performance.
- 2 precision ground HW cutting edges with chip-breaker teeth
- 1 HW plunge centre tip [Z2R+1]

APPLICATION:
for cutting deep mortise slots in natural soft or medium density wood. For use on machining centres equipped with chucks. RPM 3000~5000

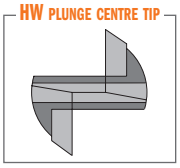

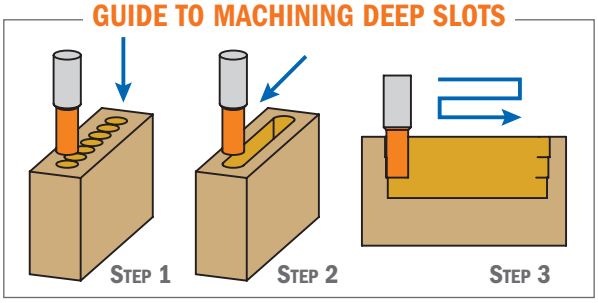





Slot & Mortise Boring Bits



163

HW Z2 RH

D mm	L mm	S mm			ORDER NO. Right-hand rotation	
12	100	M12x1		1	**163.120.11**	
14	100	M12x1		1	**163.140.11**	
16	100	M12x1		1	**163.160.11**	

TECHNICAL DETAILS:
- Super strength steel.
- 2 HW precision ground cutting edges [Z2].

APPLICATION:
for cutting slots and mortises in solid wood, wood derivatives and laminates. For use on mortising machines equipped with chucks.



164

HW Z2 V2 RH

D mm	L mm	S mm			ORDER NO. Right-hand rotation	
18	100	M12x1		1	**164.180.11**	
20	100	M12x1		1	**164.200.11**	
22	100	M12x1		1	**164.220.11**	

TECHNICAL DETAILS:
- Super strength steel.
- HW cutting head with precision balanced centre point.
- 2 HW precision ground cutting edges [Z2].
- 2 negatively HW ground spurs [V2].

APPLICATION:
for drilling blind holes in solid wood, wood composites, plastic and laminated materials. For use on slot and mortise machines equipped with chucks.

Slot & Mortise Boring Bits

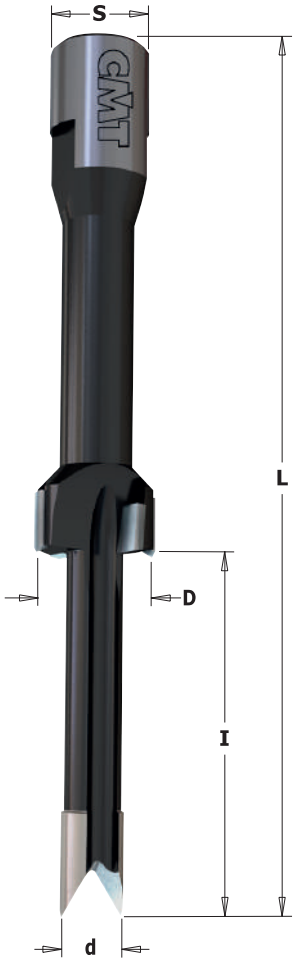

166 - 167

HW Z2 V2 RH

d mm	D mm	l mm	L mm	S mm		ORDER NO. Right-hand rotation	
11	22	62	155	M12x1	1	**166.220.11**	
12	19	62	155	M12x1	1	**167.190.11**	

TECHNICAL DETAILS:
- Super strength steel.
- 2 HW precision ground cutting edges [Z2].
- 2 negatively HW ground spurs [V2].

APPLICATION:
for creating mortise slots in solid wood, wood derivatives and laminates. For use on slot and mortise machines equipped with chucks.



103

HL Z2 LH RH

D mm	I mm	L mm	S mm		ORDER NO. Right-hand & Left-hand rotation
6	45	100	16	1	**103.060.30**
7	45	100	16	1	**103.070.30**
8	45	100	16	1	**103.080.30**
9	45	100	16	1	**103.090.30**
10	55	110	16	1	**103.100.30**
11	55	110	16	1	**103.110.30**
12	55	110	16	1	**103.120.30**
13	55	110	16	1	**103.130.30**
14	55	110	16	1	**103.140.30**
15	55	110	16	1	**103.150.30**
16	55	110	16	1	**103.160.30**

TECHNICAL DETAILS:
- Long-lasting cutter performance.
- 2 HL precision ground cutting edges [Z2].

APPLICATION:
for cutting deep mortise slots in soft and hardwood. For use on combination machining centres equipped with adaptors and/or chucks.

Reciprocating Slot Mortising Bits

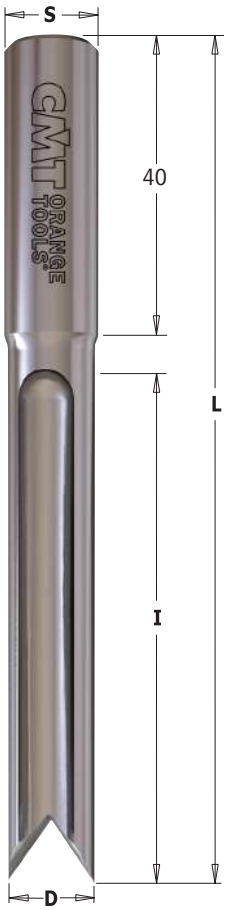

179

HSS Z2 LH RH

D mm	I mm	L mm	S mm		ORDER NO. Right-hand & Left-hand rotation
6	45	90	13	1	**179.060.50**
7	50	95	13	1	**179.070.50**
8	50	95	13	1	**179.080.50**
9	55	100	13	1	**179.090.50**
10	60	105	13	1	**179.100.50**
11	65	110	13	1	**179.110.50**
12	70	115	13	1	**179.120.50**
13	75	120	13	1	**179.130.50**

TECHNICAL DETAILS:
- Long-lasting cutter performance.
- 2 HSS precision ground cutting edges [Z2].

APPLICATION:
for cutting deep mortise slots in natural soft or medium density wood. For use on combination machining centres equipped with adaptors and/or chucks.



104

HL Z4 LH RH

D mm	I mm	L mm	S mm		ORDER NO. Right-hand & Left-hand rotation
6	45	100	13	1	**104.060.30**
7	45	100	13	1	**104.070.30**
8	45	100	13	1	**104.080.30**
9	45	100	13	1	**104.090.30**
10	55	110	13	1	**104.100.30**
11	55	110	13	1	**104.110.30**
12	55	110	13	1	**104.120.30**
13	55	110	13	1	**104.130.30**
14	55	110	13	1	**104.140.30**
15	55	110	13	1	**104.150.30**
16	55	110	13	1	**104.160.30**

TECHNICAL DETAILS:
- Long-lasting cutting performance
- 4 HL precision ground cutting edges [Z4].

APPLICATION:
for cutting deep mortise slots in soft and medium density wood. For use on mortising machine centres equipped with chucks.

Reciprocating Slot Mortising Bits



105

HL Z4 LH RH

D mm	I mm	L mm	S mm		ORDER NO. Right-hand & Left-hand rotation
6	28	73	10	1	**105.060.30**
7	28	73	10	1	**105.070.30**
8	28	73	10	1	**105.080.30**
9	28	73	10	1	**105.090.30**
10	28	73	10	1	**105.100.30**
11	28	73	10	1	**105.110.30**
12	28	73	10	1	**105.120.30**
13	28	73	10	1	**105.130.30**
14	28	73	10	1	**105.140.30**
15	28	73	10	1	**105.150.30**
16	28	73	10	1	**105.160.30**

TECHNICAL DETAILS:
- Long-lasting cutting performance
- 4 HL precision ground cutting edges [Z4].

APPLICATION:
for cutting deep mortise slots in natural soft and medium density wood. For use on mortising machining centres equipped with chucks.

Reciprocating Slot Mortising Bits



106

HL Z2 Z4 LH RH

D mm	I mm	L mm	S mm	Z		ORDER NO. Right-hand & Left-hand rotation
6	25	60	12	2	1	**106.060.30**
7	25	60	12	2	1	**106.070.30**
8	25	60	12	2	1	**106.080.30**
9	25	60	12	2	1	**106.090.30**
10	25	60	12	4	1	**106.100.30**
11	25	60	12	4	1	**106.110.30**
12	25	60	12	4	1	**106.120.30**
13	25	60	12	4	1	**106.130.30**
14	25	60	12	4	1	**106.140.30**
15	25	60	12	4	1	**106.150.30**

TECHNICAL DETAILS:
- Long-lasting cutter performance.
- 2 or 4 HL precision ground cutting edges [Z2-Z4].

Slot Mortising Bits



107

HL Z3 RH LH

D mm	I mm	L mm	S mm		ORDER NO. Right-hand rotation	ORDER NO. Left-hand rotation
6	55	110	16	1	**107.060.31**	**107.060.32**
8	55	110	16	1	**107.080.31**	**107.080.32**
10	55	110	16	1	**107.100.31**	**107.100.32**
12	55	110	16	1	**107.120.31**	**107.120.32**
14	60	115	16	1	**107.140.31**	**107.140.32**
16	60	115	16	1	**107.160.31**	**107.160.32**
18	60	115	16	1	**107.180.31**	**107.180.32**
20	60	115	16	1	**107.200.31**	**107.200.32**

TECHNICAL DETAILS:
- Long-lasting cutter performance.
- 3 HL precision ground cutting edges [Z3].

APPLICATION:
for cutting mortise slots in natural soft and medium density wood. For use on combination machining centres equipped with chucks.



Industrial Dowel Drills

PRODUCTS	PAGE
Adapters	318~320
XTreme Solid Carbide Boring Bits	321~323
XTreme Boring Bits	324-325
Adapters & Bushings for Twist Drills	326
Solid Carbide Twist Drills	327
2 Flute Dowel Drills	328-329
4 Flute Dowel Drills	330~332
Dowel Drills with Countersink	333
Through Hole Dowel Drills	334-335
Countersinks	336
Hinge Boring Bits	337~339
Dowel Drills with Threaded Shank	340~342



301

RH LH

B mm	D mm	S mm			ORDER NO. Right-hand rotation	ORDER NO. Left-hand rotation
8	16	M8		10	**301.080.01**	**301.080.02**
10	19,5	M8		10	**301.000.01**	**301.000.02**

FOR USE ON THE FOLLOWING MACHINES:
NOTTMEYER® (older models).

Spare parts

990.006.00	991.062.00



302

RH LH

B mm	D mm	S mm			ORDER NO. Right-hand rotation	ORDER NO. Left-hand rotation
8	16	M10		10	**302.080.01**	**302.080.02**
10	19,5	M10		10	**302.000.01**	**302.000.02**

FOR USE ON THE FOLLOWING MACHINES:
AYEN®, HOLZMA®, KNOEVENAGEL®, MAYER®, TORWEGGE®.

Spare parts

990.006.00	991.062.00



303

RH LH

B mm	D mm	S mm			ORDER NO. Right-hand rotation	ORDER NO. Left-hand rotation
8	16	M10/30°		10	**303.080.01**	**303.080.02**
10	19,5	M10/30°		10	**303.000.01**	**303.000.02**

FOR USE ON THE FOLLOWING MACHINES:
ALBERTI® (older models).
BALESTRINI®, BILEK®, BUSELLATO® (older models).
SCHLEICHER®, VITAP® (older models).

Spare parts

990.006.00	991.062.00



304

RH LH

B mm	D mm	S mm			ORDER NO. Right-hand rotation	ORDER NO. Left-hand rotation
8	16	M8/20° 48'		10	**304.080.01**	**304.080.02**
10	19,5	M8/20° 48'		10	**304.000.01**	**304.000.02**

FOR USE ON THE FOLLOWING MACHINES:
BALESTRINI®, BILEK®.

Spare parts

990.006.00	991.062.00

®Brand names mentioned in CMT products are the property of their respective owners (see back cover).
www.dahm.no

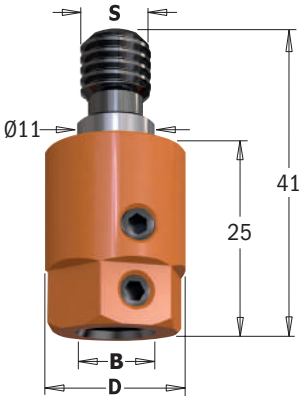

305

RH LH

B mm	D mm	S mm			ORDER NO. Right-hand rotation	ORDER NO. Left-hand rotation
8	16	M10/11		10	**305.080.01**	**305.080.02**
10	19,5	M10/11		10	**305.000.01**	**305.000.02**

FOR USE ON THE FOLLOWING MACHINES:
BIESSE® (older models).
MASTERWOOD® (Zangheri & Boschetti).
MORBIDELLI®, TORWEGGE®, VITAP® (new design).
WEEKE®.

Spare parts

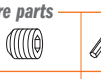
990.006.00


991.062.00



358

RH LH

B mm	D mm	S mm			ORDER NO. Right-hand rotation	ORDER NO. Left-hand rotation
8	16	M8/9		10	**358.080.01**	**358.080.02**
10	19,5	M8/9		10	**358.000.01**	**358.000.02**

FOR USE ON THE FOLLOWING MACHINES:
MASTERWOOD® (Zangheri & Boschetti).
MORBIDELLI®, NOTTMEYER® (new design).

Spare parts

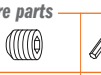
990.006.00


991.062.00



359

RH LH

B mm	D mm	S mm			ORDER NO. Right-hand rotation	ORDER NO. Left-hand rotation
10	19,5	M10		10	**359.000.01**	**359.000.02**

FOR USE ON THE FOLLOWING MACHINES:
SCHEER®.

Spare parts

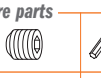
990.006.00


991.062.00



360.001

RH LH

B mm	d mm	D mm			ORDER NO. Right-hand rotation	ORDER NO. Left-hand rotation
10	20	15		10	**360.001.01**	**360.001.02**

FOR USE ON THE FOLLOWING MACHINES:
BIESSE® machines with quick drill change chuck.

Spare parts


990.007.00


991.067.00

®Brand names mentioned in CMT products are the property of their respective owners (see back cover)
www.dahm.no



360.101

B mm	d mm	D mm			ORDER NO. Right-hand & Left-hand rotation
10	17,5	18		10	**360.101.00**

FOR USE ON THE FOLLOWING MACHINES:
VITAP®.

Spare parts

990.015.00	991.062.00



360.201

B mm	d mm	D mm			ORDER NO. Right-hand & Left-hand rotation
10	19,5	20		10	**360.201.00**

FOR USE ON THE FOLLOWING MACHINES:
MORBIDELLI®.

Spare parts

990.009.00	991.067.00



360.301

B mm	d mm	D mm			ORDER NO. Right-hand & Left-hand rotation
10	19,5	20		10	**360.301.00**

FOR USE ON THE FOLLOWING MACHINES:
MASTERWOOD®, MAGGI®, GRIGGIO®.

Spare parts

990.015.00	991.062.00



360.401

B mm	d mm	D mm			ORDER NO. Right-hand & Left-hand rotation
10	20	17		10	**360.401.00**

FOR USE ON THE FOLLOWING MACHINES:
WEEKE®.

Spare parts

990.009.00	991.067.00



990.088

DESCRIPTION		ORDER NO. Right-hand & Left-hand rotation
Retaining screw for WEEKE® machines	10	**990.088.00**

®Brand names mentioned in CMT products are the property of their respective owners (see back cover).

www.dahm.no

Maximizing Boring Performance

CMT ORANGE TOOLS®

LINE	XTREME FLAT	XTREME	XTREME	INDUSTRIAL
PERFORMANCE	SUPERIOR ★★★★★	SUPERIOR ★★★★★	EXCELLENT ★★★★	VERY GOOD ★★★
BIT				
DESCRIPTION	Designed for heavy duty drilling in Large-Scale Industrial Manufacturing ensuring high impact resistance and greater durability.	Designed for heavy duty drilling in Large-Scale Industrial Manufacturing ensuring high impact resistance and greater durability.	Designed for heavy-duty to medium-duty drilling in large-scale to medium-scale industrial manufacturing ensuring high impact resistance and greater durability.	Designed for medium-duty to light-duty drilling in medium-scale to small-scale industrial manufacturing ensuring rigorous impact resistance and good durability.
USER	LARGE-SCALE INDUSTRIAL MANUFACTURING	LARGE-SCALE INDUSTRIAL MANUFACTURING	LARGE-SCALE TO MEDIUM-SCALE INDUSTRIAL MANUFACTURING	MEDIUM-SCALE TO SMALL-SCALE INDUSTRIAL MANUFACTURING
RECOMMENDED USE	INDUSTRIAL PRODUCTION	INDUSTRIAL PRODUCTION	INDUSTRIAL/REMODELER	REMODELER
MATERIALS	Ideal for chipboard, MDF, HDF and laminates. Nonprotruding center-point and spurs make this tool perfect for low-thickness panels.	Ideal for chipboard, MDF, HDF and laminates.	Excellent for both hard and soft wood. Great for chipboard, MDF, HDF and laminates.	Excellent for both hard and soft wood. Good for chipboard, MDF, and laminates.
SHARPENING & MAINTENANCE	Flat edges with reinforced spurs allow perfect finishing and prolonged drilling. 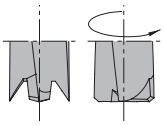 XTREME FLAT SHARPENING	Specially designed reinforced spurs allow for impeccable finishing during operations involving high-speed cutting feed. 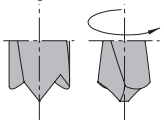 XTREME SHARPENING	Specially designed reinforced spurs allow for impeccable finishing during operations involving high-speed cutting feed. 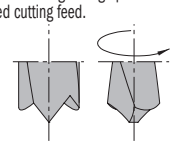 XTREME SHARPENING	Standard design with negatively ground spurs providing good quality finishing without chipping. 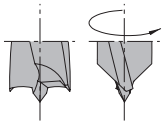 NEGATIVELY GROUND SPURS
CARBIDE	INDUSTRIAL CHROMIUM MICROGRAIN CARBIDE The premium quality carbide produces clean bores with no rough edges and maintains a balanced center point. In addition to its safety features, Chromium Micrograin Carbide guarantees exceptional resistance to fatigue and abrasion and allows for an infinite number of resharpenings.	INDUSTRIAL CHROMIUM MICROGRAIN CARBIDE The special chromium enhanced carbide produces clean bores with no rough edges and maintains a balanced center point. In addition to its safety features, Chromium Micrograin Carbide guarantees exceptional resistance to fatigue and abrasion and allows for an infinite number of resharpenings.	INDUSTRIAL SINTERHIP HI-DENSITY CARBIDE The unique tip is made of high quality carbide enhanced via Sinterhip (hot isostatic pressing). This process guarantees long lasting performance and exceptionally clean bores.	INDUSTRIAL GRADE CARBIDE Fine and medium grain carbide grade guarantee reliable prolonged use.
COATING	✕ SOLID TUNGSTEN CARBIDE	✕ SOLID TUNGSTEN CARBIDE	CMT P.T.F.E. COATING provides a non-stick surface preventing resin, glue or sludge residue accumulation on the bit body. Baked at 420°, this unique industrial material is specifically designed to fit woodworking tool requirements.	CMT P.T.F.E. COATING provides a non-stick surface preventing resin, glue or sludge residue accumulation on the bit body. Baked at 420°, this unique industrial material is specifically designed to fit woodworking tool requirements.
PRICE RANGE	HIGH	HIGH	MEDIUM/HIGH	MEDIUM

Solid Carbide Dowel Drills



311.71/72 XTREME FLAT SHARPENING

HWM LONG LIFE Z2 V2 RH LH

	D mm	I mm	L mm	S mm		ORDER NO. Right-hand rotation	ORDER NO. Left-hand rotation
	5	30	70	10x27	50	**311.050.71**	**311.050.72**
new	6	30	70	10x27	50	**311.060.71**	**311.060.72**
new	7	30	70	10x27	50	**311.070.71**	**311.070.72**
	8	30	70	10x24	50	**311.080.71**	**311.080.72**
new	10	30	70	10x26	50	**311.100.71**	**311.100.72**

TECHNICAL DETAILS:
- Premium quality super strength steel shank for improved resistance and durability
- Flute length in premium quality HWM
- 2 cutting edges [Z2] + 2 curved ground spurs [V2]
- 2 spiral flutes
- Parallel shank with driving flat and adjustable screw length
- Recommended feed speed 1÷ 4m/minute – RPM 6000

Spare parts 990.003.00 — Optional 990.088.00

APPLICATION:
ideal for chipboard, MDF, HDF and laminates. No center-point or spurs means perfect bores in low-thickness panels. For use on boring machines equipped with adapters/chucks.

XTREME FLAT SHARPENING

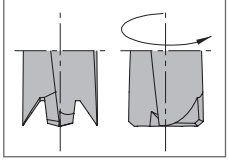

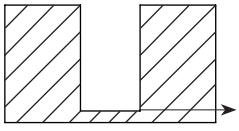
Flat sharpening with no center-point or spurs

CMT's new high quality dowel drills guarantee excellent performance and extra-long life!

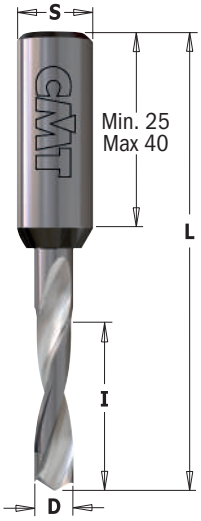

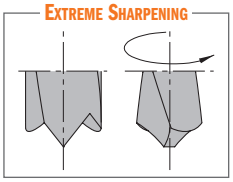

310.21/22 XTREME

HWM | LONG LIFE | Z2 | V2 | RH | LH

D mm	I mm	L mm	S mm		ORDER NO. Right-hand rotation	ORDER NO. Left-hand rotation
1,3	5	57,5	10x30	50	310.013.20*	
2	12	57,5	10x27	50	310.020.21	310.020.22
3	9	57,5	10x40	50	310.530.21	310.530.22
3	18	57,5	10x25	50	310.030.21	310.030.22
4	20	57,5	10x27	50	310.040.21	310.040.22
5	22	57,5	10x27	50	310.050.21	310.050.22
6	22	57,5	10x27	50	310.060.21	310.060.22
6,35 (1/4")	22	57,5	10x27	50	310.064.21	310.064.22
8	22	57,5	10x27	50	310.080.21	310.080.22
10	22	57,5	10x25	50	310.100.21	310.100.22

* Boring bit for panel preboring.
Suitable for both right-hand and left-hand rotation.

Spare parts: 990.003.00 — Optional: 990.088.00

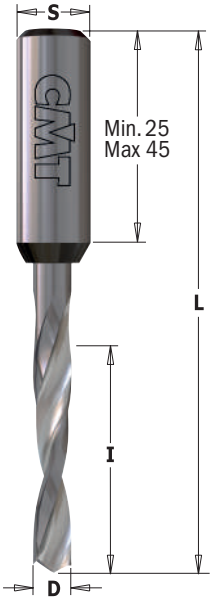

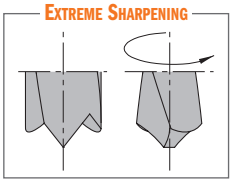

311.21/22 XTREME

HWM | LONG LIFE | Z2 | V2 | RH | LH

D mm	I mm	L mm	S mm		ORDER NO. Right-hand rotation	ORDER NO. Left-hand rotation
1,3	5	70	10x45	50	311.013.20*	
2	12	70	10x40	50	311.020.21	311.020.22
3	18	70	10x42	50	311.030.21	311.030.22
3,5	18	70	10x39	50	311.035.21	311.035.22
4	30	70	10x28	50	311.040.21	311.040.22
5	30	70	10x30	50	311.050.21	311.050.22
6	30	70	10x27	50	311.060.21	311.060.22
6,35 (1/4")	30	70	10x30	50	311.064.21	311.064.22
new 7	35	70	10x25	50	311.070.21	311.070.22
8	35	70	10x25	50	311.080.21	311.080.22
10	35	70	10x25	50	311.100.21	311.100.22

* Boring bit for panel preboring.
Suitable for both right-hand and left-hand rotation.

Spare parts: 990.003.00 — Optional: 990.088.00

TECHNICAL DETAILS:
- Premium quality super-strength steel shank.
- High quality HWM body
- Centre point
- 2 cutting edges [Z2].
- 2 spiral flutes
- 2 curved, negatively ground spurs [V2].
- Parallel shank with driving flat and adjustable screw length.

APPLICATION:
for drilling blind holes in solid wood, wood derivatives and laminates.
For use on boring machines equipped with adaptors and/or with chucks

Perfect for all materials and long-lasting performance!

Grinding Wheels for **XTreme** Sharpening



01.02

D mm	DESCRIPTION	DIMENSION mm	B mm		ORDER NO.
Ø3 a 7	Grinding wheel for resharpening	Ø125x5,5	Ø20	1	01.02.0316
Ø8 a 10	Grinding wheel for resharpening	Ø125x7	Ø20	1	01.02.0317



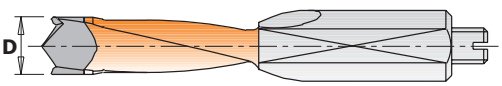

Solid Carbide Dowel Drills for Through Holes

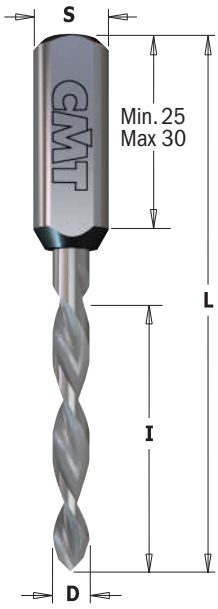

314.21/22 XTREME

HWM | LONG LIFE | Z2 | RH | LH

D mm	I mm	L mm	S mm		ORDER NO. Right-hand rotation	ORDER NO. Left-hand rotation
*3	27	70	10x30	50	**314.030.21**	**314.030.22**
4	35	70	10x25	50	**314.040.21**	**314.040.22**
5	35	70	10x25	50	**314.050.21**	**314.050.22**
6	35	70	10x25	50	**314.060.21**	**314.060.22**
new 7	35	70	10x25	50	**314.070.21**	**314.070.22**
8	35	70	10x25	50	**314.080.21**	**314.080.22**
10	35	70	10x27	50	**314.100.21**	**314.100.22**

* "V" point 60° sharpening

Spare parts: 990.008.00 — Optional: 990.088.00

For panels with maximum 20-30mm in thickness

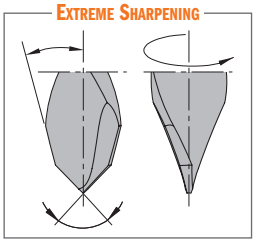

TECHNICAL DETAILS:
- Premium quality super-strength steel shank
- High quality HWM body
- 2 precision ground cutting edges [Z2] - double angle
- 2 spiral flutes.
- Parallel shank with driving flat and adjustable screw length.

APPLICATION:
for drilling through holes in solid wood, wood derivatives and laminates.
For use on boring machine centres equipped with adaptors and/or chucks.

Solid Carbide Dowel Drills

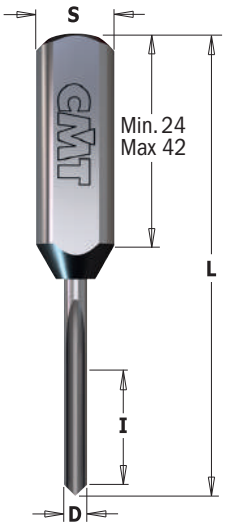

382 XTREME

HWM | LONG LIFE | Z1 | LH RH

D mm	I mm	L mm	S mm		ORDER NO. Right-hand & Left-hand rotation
2	12	57,5	10x30	50	**382.2057**
2	12	70	10x42	50	**382.2070**
2,5	16	57,5	10x24	50	**382.2557**
2,5	16	70	10x35	50	**382.2570**
3	15	57,5	10x26	50	**382.3057**
3	25	70	10x26	50	**382.3070**
3,5	18	57,5	10x24	50	**382.3557**
3,5	18	70	10x36	50	**382.3570**
5	25	57,5	10x25	50	**382.5057**
5	35	70	10x25	50	**382.5070**

Spare parts: 990.003.00 — Optional: 990.088.00

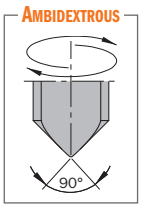

TECHNICAL DETAILS:
- Premium quality HWM.
- Cutting head with precision balanced centre point.
- 1 cutting edge [Z1].
- Parallel shank with driving flat and adjustable screw length.

APPLICATION:
for drilling blind holes in solid wood, wood derivatives, plastic, laminates and melamine.
For use on boring machine centres, point-to-point machines and hand-held routers equipped with adaptors and/or chucks.

SECURITY TIPS:
These boring bits require more power compared to tradition dowel drills.
The number of boring bits to be used in a single drilling unit depends on the machine power.



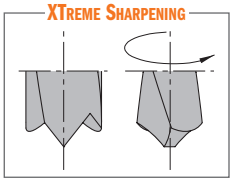

310.41/42 XTREME

HW LONG LIFE Z2 V2 RH LH

D mm	I mm	L mm	S mm		ORDER NO. Right-hand rotation	ORDER NO. Left-hand rotation
5	27	57,5	10x27	50	**310.050.41**	**310.050.42**
6	27	57,5	10x27	50	**310.060.41**	**310.060.42**
7	27	57,5	10x27	50	**310.070.41**	**310.070.42**
8	27	57,5	10x27	50	**310.080.41**	**310.080.42**
9	27	57,5	10x27	50	**310.090.41**	**310.090.42**
10	27	57,5	10x27	50	**310.100.41**	**310.100.42**

TECHNICAL DETAILS:
- Premium quality super-strength steel
- Orange or black P.T.F.E. coating
- High quality extra-fine micrograin carbide body
- 2 cutting edges [Z2] - double angle
- 2 spiral flutes
- 2 curved, negatively ground spurs [V2]
- Parallel shank with driving flat and adjustable screw length.

Spare parts 990.003.00 — Optional 990.088.00

APPLICATION:
for drilling blind holes in solid wood, wood derivates and laminates.
For use on boring machines equipped with adaptors and/or chucks.

Dowel Drills

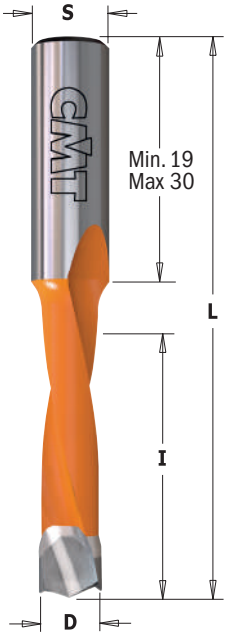

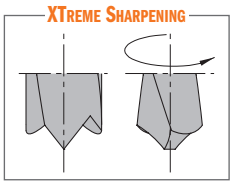

311.41/42 XTREME

HW LONG LIFE Z2 V2 RH LH

D mm	I mm	L mm	S mm		ORDER NO. Right-hand rotation	ORDER NO. Left-hand rotation
5	35	70	10x30	50	**311.050.41**	**311.050.42**
6	35	70	10x30	50	**311.060.41**	**311.060.42**
7	35	70	10x30	50	**311.070.41**	**311.070.42**
8	35	70	10x30	50	**311.080.41**	**311.080.42**
8	45	70	10x19	50	**311.580.41***	**311.580.42***
9	35	70	10x30	50	**311.090.41**	**311.090.42**
10	35	70	10x30	50	**311.100.41**	**311.100.42**
new 12	35	70	10x30	10	**311.120.41**	**311.120.42**

TECHNICAL DETAILS:
- Premium quality super-strength steel
- High quality extra-fine micrograin carbide body
- Orange or black P.T.F.E. coating
- 2 cutting edges [Z2].
- 2 curved, negatively ground spurs [V2].
- 2 spiral flutes.
- Parallel shank with driving flat and adjustable screw length.

Spare parts 990.003.00 — Optional 990.088.00

APPLICATION:
for drilling blind holes in solid wood, wood derivatives, plastics and laminates.
For use on boring machines equipped with adaptors and/or chucks.

* Drill bits designed to fit HÄFELE® one-piece Ixconnect SC 8/60 spreading connector.

Perfect for all materials and long-lasting performance!

CMT announces the new series of solid carbide boring bits, now available from their extensive industrial line. These bits are entirely made of premium quality super micrograin carbide from CERATIZIT® in Luxemburg.

The entire series offers several design features:
- the unique tip has curved, negatively ground spurs to produce exceptionally clear bores with no rough-edges.
- Centre point balanced;
- the cylindrical head is bigger than traditional tips and is extremely resistant to prolonged use.

It lasts longer between sharpenings;
- the plunge edge runs all the way to the centre of the bit to reduce drilling resistance and increase production speed;
- the solid carbide construction guarantees an almost infinite number of resharpenings, and since it is a solid unit of carbide, it offers extra safety features;
- ideal for hardwood and difficult composites such as particle boards, MDF and veneered wood.
- excellent performance on high-speed boring units and CNC routers.

®Brand names mentioned in CMT products are the property of their respective owners (see back cover)
www.dahm.no

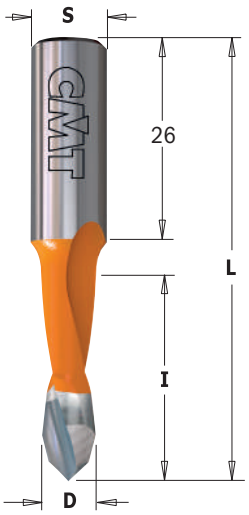

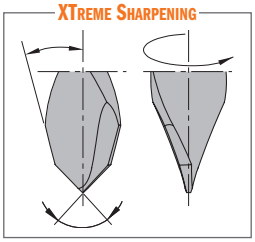

313.41/42 XTREME

HW LONG LIFE Z2 RH LH

D mm	I mm	L mm	S mm		ORDER NO. Right-hand rotation	ORDER NO. Left-hand rotation
5	27	57,5	10x26	50	**313.050.41**	**313.050.42**
8	27	57,5	10x26	50	**313.080.41**	**313.080.42**

For panels 20mm maximum in thickness

Spare parts: 990.003.00 — Optional: 990.088.00

TECHNICAL DETAILS:
- Super-strength steel.
- Spiral portion coated with orange or black P.T.F.E.
- Extra-fine micrograin carbide spiral portion with centre point.
- HW head with precision balanced centre point.
- 2 precision ground cutting edges [Z2].
- Double angle.
- 2 spiral flutes.
- Parallel shank with driving flat and length adjusting screw.

APPLICATION:
for drilling through holes in solid wood, wood derivatives and laminates.
For use on boring machines equipped with adaptors and/or chucks

Dowel Drills for Through Holes



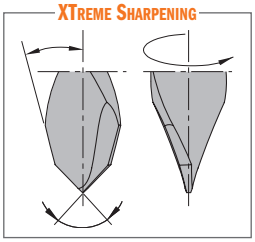

314.41/42 XTREME

HW LONG LIFE Z2 RH LH

D mm	I mm	L mm	S mm		ORDER NO. Right-hand rotation	ORDER NO. Left-hand rotation
5	35	70	10x26	50	**314.050.41**	**314.050.42**
6	35	70	10x26	50	**314.060.41**	**314.060.42**
7	35	70	10x26	50	**314.070.41**	**314.070.42**
8	35	70	10x26	50	**314.080.41**	**314.080.42**
10	35	70	10x26	50	**314.100.41**	**314.100.42**

For panels 30mm maximum in thickness

Spare parts: 990.003.00 — Optional: 990.088.00

TECHNICAL DETAILS:
- Super-strength steel.
- Spiral portion coated with orange or black P.T.F.E.
- Extra-fine micrograin carbide spiral portion with centre point.
- HW head with precision balanced centre point.
- 2 precision ground cutting edges [Z2].
- Double angle.
- 2 spiral flutes.
- Parallel shank with driving flat and length adjusting screw.

APPLICATION:
for drilling through holes in solid wood, wood derivates and laminates.
For use on boring machines equipped with adaptors and/or chucks.

Perfect for all materials and long-lasting performance!

CMT announces the new series of solid carbide boring bits, now available from their extensive industrial line.
These bits are entirely made of premium quality super micrograin carbide from CERATIZIT® in Luxemburg.

The entire series offers several design features:
- the unique tip has curved, negatively ground spurs to produce exceptionally clear bores with no rough-edges.
- Centre point balanced;
- the cylindrical head is bigger than traditional tips and is extremely resistant to prolonged use.

It lasts longer between sharpenings;
- the plunge edge runs all the way to the centre of the bit to reduce drilling resistance and increase production speed;
- the solid carbide construction guarantees an almost infinite number of resharpenings, and since it is a solid unit of carbide, it offers extra safety features;
- ideal for hardwood and difficult composites such as particle boards, MDF and veneered wood.
- excellent performance on high-speed boring units and CNC routers.

®Brand names mentioned in CMT products are the property of their respective owners (see back cover)
www.dahm.no

Adapters for Twist Drills



364

B mm	L mm	S mm			ORDER NO.	
2	38	10x20		10	364.020.00	
2,5	38	10x20		10	364.025.00	
3	38	10x20		10	364.030.00	
3,2	38	10x20		10	364.032.00	
3,5	38	10x20		10	364.035.00	
4	38	10x20		10	364.040.00	
4,5	38	10x20		10	364.045.00	
5	38	10x20		10	364.050.00	

For use with the following items: 363 HWM

Spare parts

990.001.00	991.062.00

TECHNICAL DETAILS:
- Super-strength steel.
- Quick and secure assembly on twist drills.
- Precision relief.
- Parallel shank with driving flat.

APPLICATION:
for use with twist drills with common shank and bushing diameter.
For use on boring machines equipped with adapters and/or chucks.

Bushings for Twist Drills



TECHNICAL DETAILS:
- Super-strength steel.
- Shank with driving flat.
- Axial cuttings for cylindrical drill clamps.

APPLICATION:
for use with twist drills with common shank and bushing diameter. For use on boring machines equipped with adapters and/or chucks.

365

B mm	L mm	S mm			ORDER NO.	
2	23	10		50	365.020.00	
2,5	23	10		50	365.025.00	
3	23	10		50	365.030.00	
3,2	23	10		50	365.032.00	
3,5	23	10		50	365.035.00	
4	23	10		50	365.040.00	
4,5	23	10		50	365.045.00	
5	23	10		50	365.050.00	
6	23	10		50	365.060.00	

For use with the following items: 363 HWM

ASSEMBLY ILLUSTRATION



Solid Carbide Twist Drills “V” Point 120° Sharpening

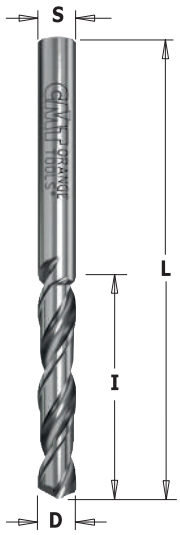



“V” Point 120°

363.11/12

HWM LONG LIFE Z2 RH LH

S=D mm	I mm	L mm			ORDER NO. Right-hand rotation	ORDER NO. Left-hand rotation
2	25	50		50	363.020.11	363.020.12
2,5	27	55		50	363.025.11	363.025.12
3	27	55		50	363.030.11	363.030.12
3,2	27	55		50	363.032.11	363.032.12
3,5	27	55		50	363.035.11	363.035.12
4	27	55		50	363.040.11	363.040.12
4,5	28	60		50	363.045.11	363.045.12
5	28	60		50	363.050.11	363.050.12

For use with the following items: **364-365**

TECHNICAL DETAILS:
- Premium quality HWM.
- 2 precision ground cutting edges [Z2].
- 2 spiral flutes.
- Common shank and drilling diameter (S=D).

APPLICATION:
for drilling through holes in solid wood, wood derivatives and laminates.
For use on boring machines equipped with adapters and/or chucks.

Solid Carbide Twist Drills “V” Point 60° Sharpening

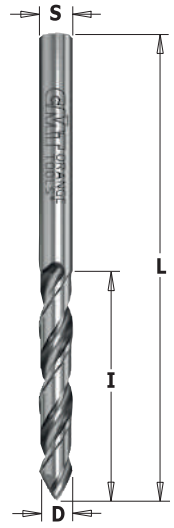



“V” Point 60°

363.41/42

HWM LONG LIFE Z2 RH LH

S=D mm	I mm	L mm			ORDER NO. Right-hand rotation	ORDER NO. Left-hand rotation
2,5	27	55		50	363.025.41	363.025.42
3	27	55		50	363.030.41	363.030.42
3,5	27	55		50	363.035.41	363.035.42
4	27	55		50	363.040.41	363.040.42

For use with the following items: **364-365**

TECHNICAL DETAILS:
- Premium quality HWM.
- 2 precision ground cutting edges [Z2].
- 2 spiral flutes.
- Common shank and drilling diameter (S=D).

APPLICATION:
for drilling through holes in solid wood, wood derivatives and laminates.
For use on boring machines equipped with adapters and/or chucks.

Solid Carbide Twist Drills Negatively Ground Spurs Sharpening





XTreme Sharpening

363.21/22 XTREME

HWM LONG LIFE Z2 RH LH

S=D mm	I mm	L mm			ORDER NO. Right-hand rotation	ORDER NO. Left-hand rotation
2,5	27	55		50	363.025.21	363.025.22
3	27	55		50	363.030.21	363.030.22
4	27	55		50	363.040.21	363.040.22
5	28	60		50	363.050.21	363.050.22

For use with the following items: **364-365**

TECHNICAL DETAILS:
- Premium quality HWM.
- 2 precision ground cutting edges [Z2].
- 2 spiral flutes.
- Common shank and drilling diameter (S=D).

APPLICATION:
for drilling blind holes in solid wood, wood derivatives and laminates.
For use on boring machines equipped with adpaters and/or chucks.

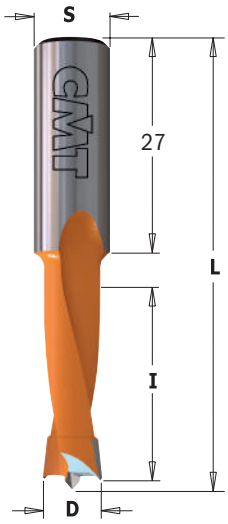

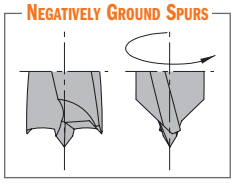

310

HW Z2 V2 RH LH

D mm	I mm	L mm	S mm		ORDER NO. Right-hand rotation	ORDER NO. Left-hand rotation
4	27	57,5	10x27	50	**310.040.11**	**310.040.12**
4,5	27	57,5	10x27	50	**310.045.11**	**310.045.12**
4,76	27	57,5	10x27	50	**310.047.11**	**310.047.12**
5	27	57,5	10x27	50	**310.050.11**	**310.050.12**
5,1	27	57,5	10x27	50	**310.051.11**	**310.051.12**
5,2	27	57,5	10x27	50	**310.052.11**	**310.052.12**
5,55	27	57,5	10x27	50	**310.055.11**	**310.055.12**
6	27	57,5	10x27	50	**310.060.11**	**310.060.12**
6,35	27	57,5	10x27	50	**310.064.11**	**310.064.12**
6,5	27	57,5	10x27	50	**310.065.11**	**310.065.12**
7	27	57,5	10x27	50	**310.070.11**	**310.070.12**
8	27	57,5	10x27	50	**310.080.11**	**310.080.12**
8,2	27	57,5	10x27	50	**310.082.11**	**310.082.12**
9	27	57,5	10x27	50	**310.090.11**	**310.090.12**
9,52	27	57,5	10x27	50	**310.095.11**	**310.095.12**
10	27	57,5	10x27	50	**310.100.11**	**310.100.12**
11	27	57,5	10x27	10	**310.110.11**	**310.110.12**
12	27	57,5	10x27	10	**310.120.11**	**310.120.12**
12,7	27	57,5	10x27	10	**310.127.11**	**310.127.12**
13	27	57,5	10x27	10	**310.130.11**	**310.130.12**
14	27	57,5	10x27	10	**310.140.11**	**310.140.12**
15	27	57,5	10x27	10	**310.150.11**	**310.150.12**
16	27	57,5	10x27	10	**310.160.11**	**310.160.12**

Spare parts 990.003.00 Optional 990.088.00

2 Flute Dowel Drills

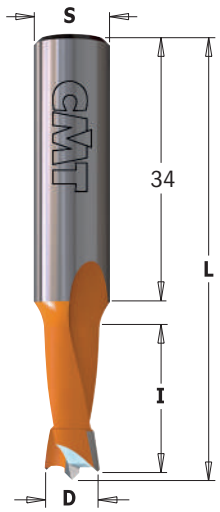

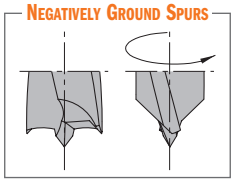

361

HW Z2 V2 RH LH

D mm	I mm	L mm	S mm		ORDER NO. Right-hand rotation	ORDER NO. Left-hand rotation
5	18	57,5	10x34	50	**361.050.11**	**361.050.12**
6	18	57,5	10x34	50	**361.060.11**	**361.060.12**
7	18	57,5	10x34	50	**361.070.11**	**361.070.12**
8	18	57,5	10x34	50	**361.080.11**	**361.080.12**
10	18	57,5	10x34	50	**361.100.11**	**361.100.12**

Spare parts 990.003.00 Optional 990.088.00

Technical details:
- Super-strength steel.
- Spiral portion coated with orange or black P.T.F.E.
- HW head with precision balanced centre point.
- 2 HW precision ground cutting edges [Z2].
- 2 negatively ground spurs [V2]
- 2 spiral flutes.
- Parallel shank with driving flat and length adjusting screw.

Application:
used on boring machines equipped with adapters or chucks.
Used to drill blind holes in solid wood, wood composites, plastic and laminated materials.

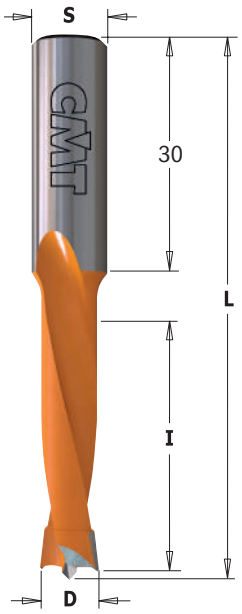

Negatively Ground Spurs

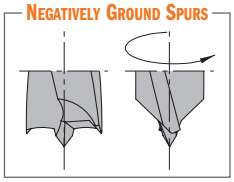

311

HW Z2 V2 RH LH

D mm	I mm	L mm	S mm		ORDER NO. Right-hand rotation	ORDER NO. Left-hand rotation
4	35	70	10x30	50	311.040.11	311.040.12
4,5	35	70	10x30	50	311.045.11	311.045.12
4,76	35	70	10x30	50	311.047.11	311.047.12
5	35	70	10x30	50	311.050.11	311.050.12
5,1	35	70	10x30	50	311.051.11	311.051.12
5,2	35	70	10x30	50	311.052.11	311.052.12
5,55	35	70	10x30	50	311.055.11	311.055.12
6	35	70	10x30	50	311.060.11	311.060.12
6,35	35	70	10x30	50	311.064.11	311.064.12
6,5	35	70	10x30	50	311.065.11	311.065.12
7	35	70	10x30	50	311.070.11	311.070.12
8	35	70	10x30	50	311.080.11	311.080.12
8,2	35	70	10x30	50	311.082.11	311.082.12
9	35	70	10x30	50	311.090.11	311.090.12
9,52	35	70	10x30	50	311.095.11	311.095.12
10	35	70	10x30	50	311.100.11	311.100.12
11	35	70	10x30	10	311.110.11	311.110.12
11,1	35	70	10x30	10	311.111.11	311.111.12
12	35	70	10x30	10	311.120.11	311.120.12
12,7	35	70	10x30	10	311.127.11	311.127.12
13	35	70	10x30	10	311.130.11	311.130.12
14	35	70	10x30	10	311.140.11	311.140.12
15	35	70	10x30	10	311.150.11	311.150.12
16	35	70	10x30	10	311.160.11	311.160.12

Spare parts 990.003.00 — Optional 990.088.00

2 Flute Dowel Drills

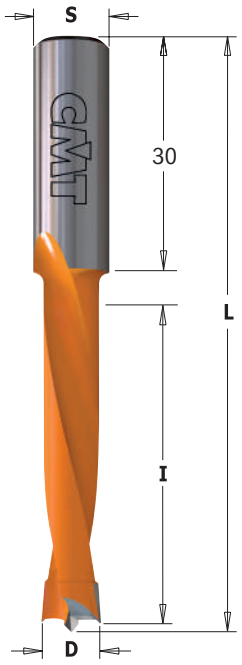

Negatively Ground Spurs

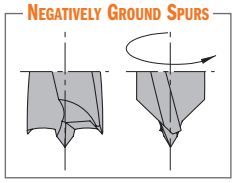

362

HW Z2 V2 RH LH

D mm	I mm	L mm	S mm		ORDER NO. Right-hand rotation	ORDER NO. Left-hand rotation
5	44	77	10x30	50	362.050.11	362.050.12
6	44	77	10x30	50	362.060.11	362.060.12
7	44	77	10x30	50	362.070.11	362.070.12
8	44	77	10x30	50	362.080.11	362.080.12
10	44	77	10x30	50	362.100.11	362.100.12
12	44	77	10x30	10	362.120.11	362.120.12

Spare parts 990.003.00 — Optional 990.088.00

Technical details:
- Super-strength steel.
- Spiral portion coated with orange or black P.T.F.E.
- HW head with precision balanced centre point.
- 2 HW precision ground cutting edges [Z2].
- 2 negatively ground spurs [V2].
- 2 spiral flutes.
- Parallel shank with driving flat and length adjusting screw.

Application:
used on boring machines equipped with adapters or chucks.
Used to drill blind holes in solid wood, wood composites, plastic and laminated materials.

4 Flute Dowel Drills

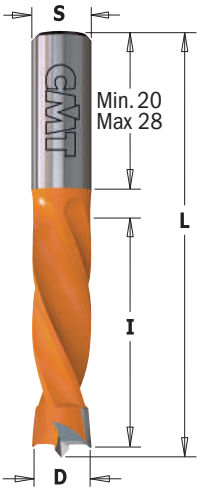

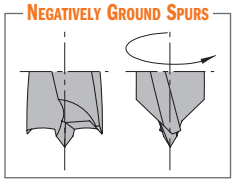

306

HW HWM Z2 V2 RH LH

D mm	I mm	L mm	S mm		ORDER NO. Right-hand rotation	ORDER NO. Left-hand rotation
• 3	18	55,5	8x28	50	**306.030.21**	
5	30	55,5	8x20	50	**306.050.11**	**306.050.12**
5,55	30	55,5	8x20	50	**306.055.11**	**306.055.12**
6	30	55,5	8x20	50	**306.060.11**	**306.060.12**
6,35	30	55,5	8x20	50	**306.064.11**	**306.064.12**
7	30	55,5	8x20	50	**306.070.11**	**306.070.12**
8	30	55,5	8x20	50	**306.080.11**	**306.080.12**
9	30	55,5	8x20	50	**306.090.11**	**306.090.12**
10	30	55,5	8x20	50	**306.100.11**	**306.100.12**
12	30	55,5	8x20	50	**306.120.11**	**306.120.12**

• **HWM**

Spare parts 990.003.00 Optional 990.088.00

4 Flute Dowel Drills

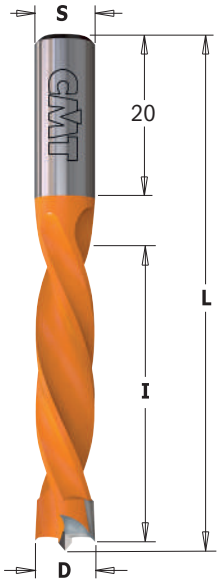

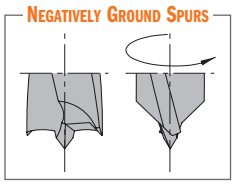

307

HW Z2 V2 RH LH

D mm	I mm	L mm	S mm		ORDER NO. Right-hand rotation	ORDER NO. Left-hand rotation
5	40	67	8x20	50	**307.050.11**	**307.050.12**
5,55	40	67	8x20	50	**307.055.11**	**307.055.12**
6	40	67	8x20	50	**307.060.11**	**307.060.12**
6,35	40	67	8x20	50	**307.064.11**	**307.064.12**
7	40	67	8x20	50	**307.070.11**	**307.070.12**
8	40	67	8x20	50	**307.080.11**	**307.080.12**
9	40	67	8x20	50	**307.090.11**	**307.090.12**
9,52	40	67	8x20	50	**307.095.11**	**307.095.12**
10	40	67	8x20	50	**307.100.11**	**307.100.12**
12	40	67	8x20	10	**307.120.11**	**307.120.12**

Technical details:
- Super-strength steel.
- Cutter portion coated with black or orange P.T.F.E.
- HW head with precision balanced centre point.
- 2 HW precision ground cutting edges [Z2].
- Negatively ground spurs [V2].
- 4 spiral flutes.
- Parallel shank with driving flat and length adjusting screw.

Spare parts 990.003.00 Optional 990.088.00

Application:
used on boring machines equipped with adapters or chucks.
Used to drill blind holes in solid wood, wood composites, plastic and laminated materials.

4 Flute Dowel Drills

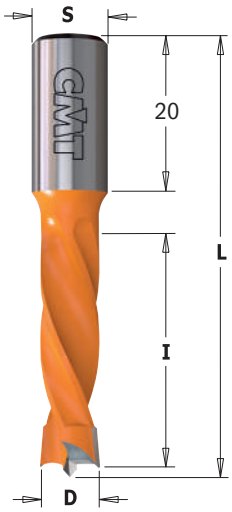

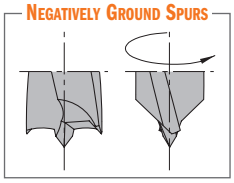

308

HW Z2 V2 RH LH

D mm	I mm	L mm	S mm		ORDER NO. Right-hand rotation	ORDER NO. Left-hand rotation
4	26	57,5	10x20	50	**308.040.11**	**308.040.12**
5	30	57,5	10x20	50	**308.050.11**	**308.050.12**
6	30	57,5	10x20	50	**308.060.11**	**308.060.12**
6,35	30	57,5	10x20	50	**308.064.11**	**308.064.12**
7	30	57,5	10x20	50	**308.070.11**	**308.070.12**
8	30	57,5	10x20	50	**308.080.11**	**308.080.12**
9	30	57,5	10x20	50	**308.090.11**	**308.090.12**
9,52	30	57,5	10x20	50	**308.095.11**	**308.095.12**
10	30	57,5	10x20	50	**308.100.11**	**308.100.12**
11	30	57,5	10x20	10	**308.110.11**	**308.110.12**
12	30	57,5	10x20	10	**308.120.11**	**308.120.12**
12,7	30	57,5	10x20	10	**308.127.11**	**308.127.12**
13	30	57,5	10x20	10	**308.130.11**	**308.130.12**
14	30	57,5	10x20	10	**308.140.11**	**308.140.12**
15	30	57,5	10x20	10	**308.150.11**	**308.150.12**
16	30	57,5	10x20	10	**308.160.11**	**308.160.12**

Spare parts: 990.003.00 — Optional: 990.088.00

4 Flute Dowel Drills

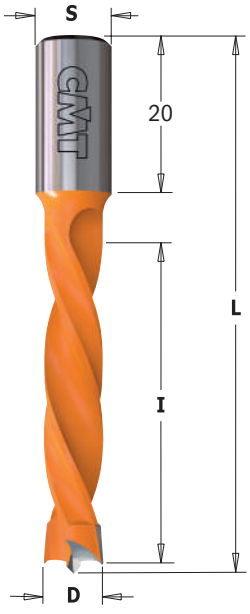

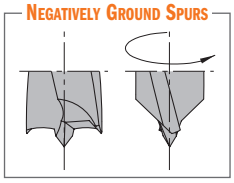

309

HW Z2 V2 RH LH

D mm	I mm	L mm	S mm		ORDER NO. Right-hand rotation	ORDER NO. Left-hand rotation
4	43	70	10x20	50	**309.040.11**	**309.040.12**
5	43	70	10x20	50	**309.050.11**	**309.050.12**
6	43	70	10x20	50	**309.060.11**	**309.060.12**
6,35	43	70	10x20	50	**309.064.11**	**309.064.12**
7	43	70	10x20	50	**309.070.11**	**309.070.12**
7,5	43	70	10x20	50	**309.075.11**	**309.075.12**
8	43	70	10x20	50	**309.080.11**	**309.080.12**
9	43	70	10x20	50	**309.090.11**	**309.090.12**
9,52	43	70	10x20	50	**309.095.11**	**309.095.12**
10	43	70	10x20	50	**309.100.11**	**309.100.12**
11	43	70	10x20	10	**309.110.11**	**309.110.12**
12	43	70	10x20	10	**309.120.11**	**309.120.12**
12,7	43	70	10x20	10	**309.127.11**	**309.127.12**
13	43	70	10x20	10	**309.130.11**	**309.130.12**
14	43	70	10x20	10	**309.140.11**	**309.140.12**
15	43	70	10x20	10	**309.150.11**	**309.150.12**
16	43	70	10x20	10	**309.160.11**	**309.160.12**

Spare parts: 990.003.00 — Optional: 990.088.00

Technical details:
- Super-strength steel.
- Cutter portion coated with black or orange P.T.F.E.
- HW head with precision balanced centre point.
- 2 HW precision ground cutting edges [Z2].
- Negatively ground spurs [V2].
- 4 spiral flutes.
- Parallel shank with driving flat and length adjusting screw.

Application:
used on boring machines equipped with adapters or chucks.
Used to drill blind holes in solid wood, wood composites, plastic and laminated materials.

4 Flute Dowel Drills

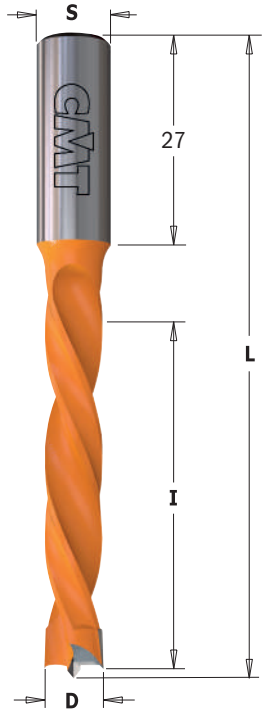

373

HW Z2 V2 RH LH

D mm	I mm	L mm	S mm		ORDER NO. Right-hand rotation	ORDER NO. Left-hand rotation
5	50	85	10x27	50	**373.050.11**	**373.050.12**
6	50	85	10x27	50	**373.060.11**	**373.060.12**
7	50	85	10x27	50	**373.070.11**	**373.070.12**
8	50	85	10x27	50	**373.080.11**	**373.080.12**
10	50	85	10x27	50	**373.100.11**	**373.100.12**
12	50	85	10x27	10	**373.120.11**	**373.120.12**

TECHNICAL DETAILS:
- Super-strength steel.
- Cutter portion coated with black or orange P.T.F.E.
- HW head with precision balanced centre point.
- 2 HW precision ground cutting edges [Z2].
- Negatively ground spurs [V2].
- 4 spiral flutes.
- Parallel shank with driving flat and length adjusting screw.

Spare parts 990.003.00 | Optional 990.088.00

APPLICATION:
used on boring machines equipped with adapters or chucks.
Used to drill blind holes in solid wood, wood composites, plastic and laminated materials.

NEGATIVELY GROUND SPURS

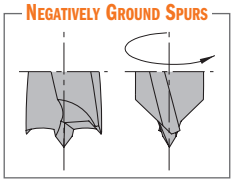

4 Flute Dowel Drills

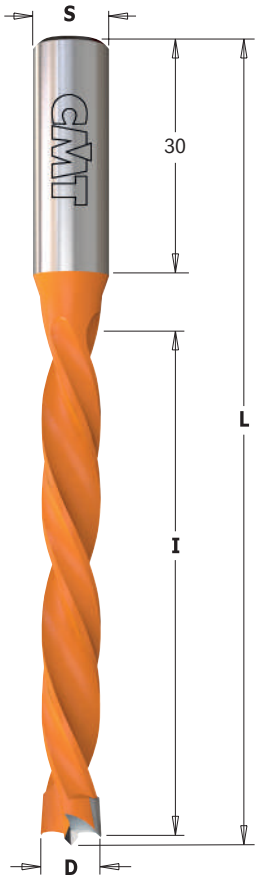

372

HW Z2 V2 RH LH

D mm	I mm	L mm	S mm		ORDER NO. Right-hand rotation	ORDER NO. Left-hand rotation
5	65	105	10x30	10	**372.050.11**	**372.050.12**
6	65	105	10x30	10	**372.060.11**	**372.060.12**
7	65	105	10x30	10	**372.070.11**	**372.070.12**
8	65	105	10x30	10	**372.080.11**	**372.080.12**
10	65	105	10x30	10	**372.100.11**	**372.100.12**
12	65	105	10x30	10	**372.120.11**	**372.120.12**

TECHNICAL DETAILS:
- Super-strength steel.
- Cutter portion coated with black or orange P.T.F.E.
- HW head with precision balanced centre point.
- 2 HW precision ground cutting edges [Z2].
- Negatively ground spurs [V2].
- 4 spiral flutes.
- Parallel shank with driving flat and length adjusting screw.

Spare parts 990.003.00 | Optional 990.088.00

APPLICATION:
used on boring machines equipped with adapters or chucks.
Used to drill blind holes in solid wood, wood composites, plastic and laminated materials.

NEGATIVELY GROUND SPURS

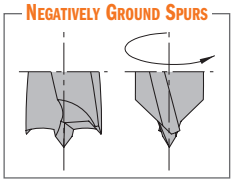

Dowel Drills with Countersink

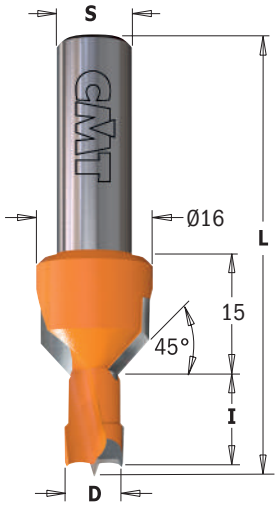

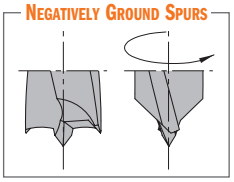

376-377

HW Z2 V2 RH LH

D mm	I mm	L mm	S mm		ORDER NO. Right-hand rotation	ORDER NO. Left-hand rotation
8	12	57,5	10	10	**376.080.11**	**376.080.12**
8	13	57,5	10	10	**376.083.11**	**376.083.12**
8	15	57,5	10	10	**376.081.11**	**376.081.12**
8	20	57,5	10	10	**376.082.11**	**376.082.12**
10	12	57,5	10	10	**376.100.11**	**376.100.12**
10	13	57,5	10	10	**376.103.11**	**376.103.12**
10	15	57,5	10	10	**376.101.11**	**376.101.12**
10	20	57,5	10	10	**376.102.11**	**376.102.12**
8	12	70	10	10	**377.080.11**	**377.080.12**
8	13	70	10	10	**377.083.11**	**377.083.12**
8	15	70	10	10	**377.081.11**	**377.081.12**
8	20	70	10	10	**377.082.11**	**377.082.12**
10	12	70	10	10	**377.100.11**	**377.100.12**
10	13	70	10	10	**377.103.11**	**377.103.12**
10	15	70	10	10	**377.101.11**	**377.101.12**
10	20	70	10	10	**377.102.11**	**377.102.12**

TECHNICAL DETAILS:
- Super-strength steel.
- Spiral portion coated with orange or black P.T.F.E.
- HW head with precision balanced centre point.
- 2 precision ground cutting edges [Z2].
- 2 ground spurs [V2].
- 2 spiral flutes.
- Parallel shank with driving flat and length adjusting screw.

Spare parts: 990.003.00 — Optional: 990.088.00

APPLICATION:
used for drilling and countersinking in solid wood, wood composites, plastic and laminated materials.
Suitable for high performance speed on boring machines equipped with adapters or chucks.

Dowel Drills for Through Holes with Countersink

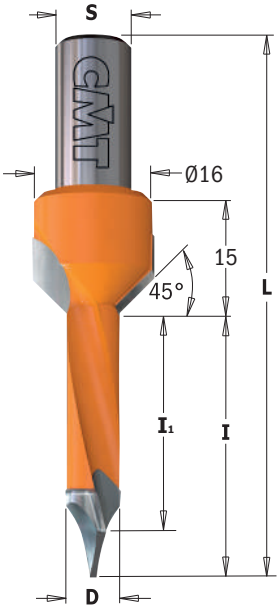

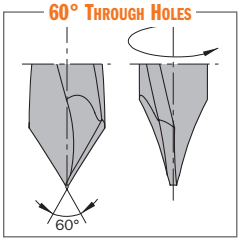

378

HW Z2 V2 RH LH

D mm	I mm	I_1 mm	L mm	S mm		ORDER NO. Right-hand rotation	ORDER NO. Left-hand rotation
5	35	31	70	10	10	**378.052.11**	**378.052.12**
7	35	29,5	70	10	10	**378.072.11**	**378.072.12**
8	35	29	70	10	10	**378.082.11**	**378.082.12**
10	35	26,5	70	10	10	**378.102.11**	**378.102.12**

TECHNICAL DETAILS:
- Super-strength steel.
- Spiral portion coated with orange or black P.T.F.E.
- HW head with precision balanced centre point.
- 2 precision ground cutting edges [Z2].
- 2 ground spurs [V2].
- 2 spiral flutes.
- Parallel shank with driving flat and length adjusting screw.

Spare parts: 990.003.00 — Optional: 990.088.00

APPLICATION:
used for drilling and countersinking in solid wood, wood composites, plastic and laminated materials.
Suitable for high performance speed on boring machines equipped with adapters or chucks.

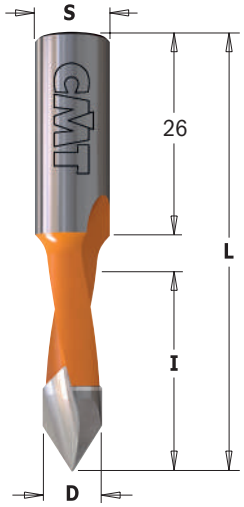

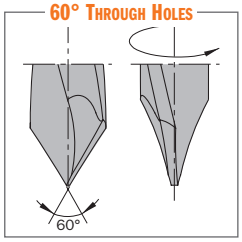

313 For panels with maximum 20mm in thickness

HW Z2 RH LH

D mm	I mm	L mm	S mm		ORDER NO. Right-hand rotation	ORDER NO. Left-hand rotation
5	27	57,5	10x26	50	**313.050.11**	**313.050.12**
6	27	57,5	10x26	50	**313.060.11**	**313.060.12**
8	27	57,5	10x26	50	**313.080.11**	**313.080.12**
10	27	57,5	10x26	50	**313.100.11**	**313.100.12**

Technical details:
- Super-strength steel.
- Spiral portion coated with orange or black P.T.F.E.
- HW head with precision balanced centre point.
- 2 precision ground cutting edges [Z2].
- 2 spiral flutes.
- Parallel shank with driving flat and length adjusting screw.

Spare parts: 990.003.00 — Optional: 990.088.00

Application:
used on boring machines and dowel drilling devices.
Use for drilling through holes in solid wood, wood composites, plastic and laminated materials.

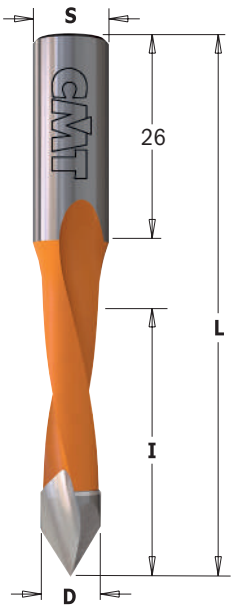

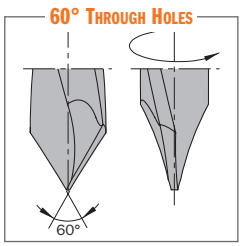

314 For panels with maximum 25-30mm in thickness

HW Z2 RH LH

D mm	I mm	L mm	S mm		ORDER NO. Right-hand rotation	ORDER NO. Left-hand rotation
4	30	70	10x26	50	**314.040.11**	**314.040.12**
4,76	35	70	10x26	50	**314.047.11**	**314.047.12**
5	35	70	10x26	50	**314.050.11**	**314.050.12**
5,55	35	70	10x26	50	**314.055.11**	**314.055.12**
6	35	70	10x26	50	**314.060.11**	**314.060.12**
6,35	35	70	10x26	50	**314.064.11**	**314.064.12**
7	35	70	10x26	50	**314.070.11**	**314.070.12**
8	35	70	10x26	50	**314.080.11**	**314.080.12**
9	35	70	10x26	50	**314.090.11**	**314.090.12**
9,52	35	70	10x26	50	**314.095.11**	**314.095.12**
10	35	70	10x26	50	**314.100.11**	**314.100.12**
12	35	70	10x26	10	**314.120.11**	**314.120.12**
12,7	35	70	10x26	10	**314.127.11**	**314.127.12**

366 For panels with maximum 30-40mm in thickness

D mm	I mm	L mm	S mm		ORDER NO. Right-hand rotation	ORDER NO. Left-hand rotation
5	44	77	10x26	50	**366.050.11**	**366.050.12**
6	44	77	10x26	50	**366.060.11**	**366.060.12**
8	44	77	10x26	50	**366.080.11**	**366.080.12**
10	44	77	10x26	50	**366.100.11**	**366.100.12**
12	44	77	10x26	10	**366.120.11**	**366.120.12**

Technical details:
- Super-strength steel.
- Spiral portion coated with orange or black P.T.F.E.
- HW head with precision balanced centre point.
- 2 precision ground cutting edges [Z2].
- 2 spiral flutes.
- Parallel shank with driving flat and length adjusting screw.

Spare parts: 990.003.00 — Optional: 990.088.00

Application:
used on boring machines and dowel drilling devices.
Use for drilling through holes in solid wood, wood composites, plastic and laminated materials.

4 Flute Dowel Drills for Through Holes

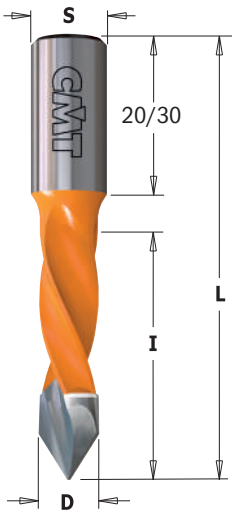

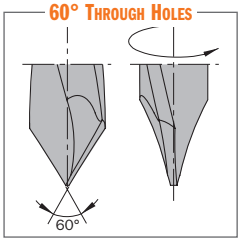

HW Z2 RH LH

374 For panels with maximum 20-25mm in thickness

D mm	I mm	L mm	S mm		ORDER NO. Right-hand rotation	ORDER NO. Left-hand rotation
5	30	57,5	10x20	50	374.050.11	374.050.12
8	30	57,5	10x20	50	374.080.11	374.080.12

375 For panels with maximum 30-35mm in thickness

D mm	I mm	L mm	S mm		ORDER NO. Right-hand rotation	ORDER NO. Left-hand rotation
4	40	70	10x20	50	375.040.11	375.040.12
5	40	70	10x20	50	375.050.11	375.050.12
6	40	70	10x20	50	375.060.11	375.060.12
7	40	70	10x20	50	375.070.11	375.070.12
8	40	70	10x20	50	375.080.11	375.080.12
9	40	70	10x20	50	375.090.11	375.090.12
10	40	70	10x20	50	375.100.11	375.100.12

381 For panels with maximum 60-65mm in thickness

D mm	I mm	L mm	S mm		ORDER NO. Right-hand rotation	ORDER NO. Left-hand rotation
5	70	115	10x30	10	381.050.11	381.050.12
6	70	115	10x30	10	381.060.11	381.060.12
8	70	115	10x30	10	381.080.11	381.080.12
10	70	115	10x30	10	381.100.11	381.100.12

Technical details:
- Super-strength steel
- Spiral portion coated with orange or black P.T.F.E.
- HW head with precision balanced centre point
- 2 precision ground cutting edges [Z2] - 4 spiral flutes
- Parallel shank with driving flat and length adjusting screw.

Spare parts: 990.003.00 — Optional: 990.088.00

Application:
used on boring machines and dowel drilling devices.
Use for drilling through holes in solid wood, wood composites, plastic and laminated materials.

2 Flute Dowel Drills for Through Holes

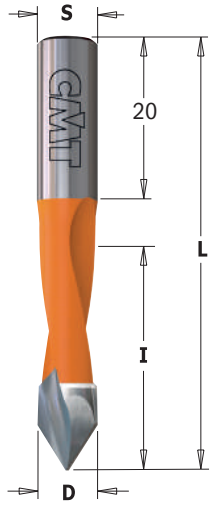

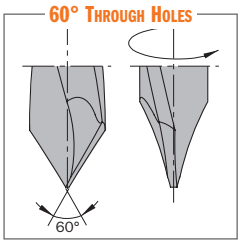

HW Z2 RH LH

367 For panels with maximum 20-25mm in thickness

D mm	I mm	L mm	S mm		ORDER NO. Right-hand rotation	ORDER NO. Left-hand rotation
5	30	56	8x20	50	367.050.11	367.050.12
8	30	56	8x20	50	367.080.11	367.080.12

368 For panels with maximum 35-40mm in thickness

D mm	I mm	L mm	S mm		ORDER NO. Right-hand rotation	ORDER NO. Left-hand rotation
5	43	70	8x20	50	368.050.11	368.050.12
6	43	70	8x20	50	368.060.11	368.060.12
7	43	70	8x20	50	368.070.11	368.070.12
8	43	70	8x20	50	368.080.11	368.080.12

Technical details:
- Super-strength steel
- Spiral portion coated with orange or black P.T.F.E.
- HW head with precision balanced centre point
- 2 precision ground cutting edges [Z2]
- 2 spiral flutes
- Parallel shank with driving flat and length adjusting screw.

Spare parts: 990.003.00 — Optional: 990.088.00

Application:
used on boring machines and dowel drilling devices.
Use for drilling through holes in solid wood, wood composites, plastic and laminated materials.

Countersinks for 2 Flutes Dowel Drills

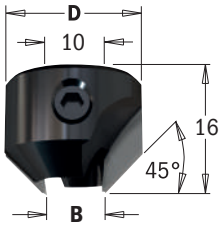

315

HW Z2 RH LH

B mm	D mm				ORDER NO. Right-hand rotation	ORDER NO. Left-hand rotation
5 ~ 10	20			10	**315.200.11**	**315.200.12**
11 ~ 12	22			10	**315.220.11**	**315.220.12**

315 ASSEMBLY ILLUSTRATION



TECHNICAL DETAILS:
- Super-strength steel
- 2 precision ground carbide tipped cutting edges [Z2].
- Direct clamp on the shank of the drills.

APPLICATION:
used for chamfering and drilling in solid wood, wood composites, plastic and laminated materials.

Spare parts



990.006.00 | 991.062.00

Countersinks for 4 Flutes Dowel Drills

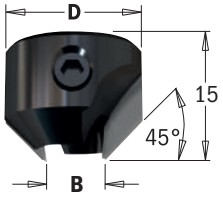

316

HW Z2 RH LH

B mm	D mm				ORDER NO. Right-hand rotation	ORDER NO. Left-hand rotation
4	16			10	**316.040.11**	**316.040.12**
5	16			10	**316.050.11**	**316.050.12**
6	16			10	**316.060.11**	**316.060.12**
7	16			10	**316.070.11**	**316.070.12**
8	18			10	**316.080.11**	**316.080.12**
9	18			10	**316.090.11**	**316.090.12**
10	20			10	**316.100.11**	**316.100.12**
12	20			10	**316.120.11**	**316.120.12**

316 ASSEMBLY ILLUSTRATION



TECHNICAL DETAILS:
- Super-strength steel.
- 2 HW precision ground cutting edges [Z2].

APPLICATION:
used for drilling and chamfering in solid wood, wood composites, plastic and laminated materials.

Spare parts



990.002.00 | 991.062.00

90° Solid Carbide Countersink



521

HWM Z3 RH

D mm	I mm	L mm	S mm		ORDER NO. Right-hand rotation	
19,5	9	70	10x48	10	**521.002.21**	

TECHNICAL DETAILS:
- Super strength steel.
- 3 HWM precision ground cutting edges [Z3].
- Parallel shank with driving flat and length adjusting screw.

APPLICATION:
- For making 90° countersink blind holes accepting flat-head fasteners that sit flush with the surface.
- Suitable for wood, wood-based, non-ferrous materials and metal.

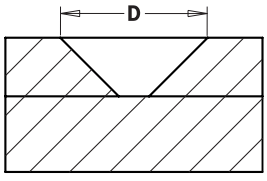

Spare parts



990.003.00

www.dahm.no

LINE	XTREME DIAMOND	XTREME FLAT	INDUSTRIAL with chipbreaker	INDUSTRIAL
PERFORMANCE	SUPERIOR ★★★★★	SUPERIOR ★★★★	EXCELLENT ★★★	VERY GOOD ★★★
BIT				
DESCRIPTION	Designed for heavy duty drilling in Large-Scale Industrial Manufacturing ensuring high impact resistance, greater durability and good chip evacuation thanks to the chipbreaker.	Designed for heavy duty drilling in Large-Scale Industrial Manufacturing ensuring high impact resistance and greater durability.	Designed for medium to light-duty drilling in medium to small-scale industrial manufacturing ensuring good chip evacuation thanks to the chipbreaker.	Designed for medium to light-duty drilling in medium to small-scale industrial manufacturing ensuring rigorous impact resistance and good durability.
USER	LARGE-SCALE INDUSTRIAL MANUFACTURING	LARGE-SCALE INDUSTRIAL MANUFACTURING	MEDIUM TO SMALL-SCALE INDUSTRIAL MANUFACTURING	MEDIUM TO SMALL-SCALE INDUSTRIAL MANUFACTURING
RECOMMENDED USE	INDUSTRIAL PRODUCTION	INDUSTRIAL PRODUCTION	INDUSTRIAL/REMODELER	INDUSTRIAL/REMODELER
MATERIALS	Ideal for chipboard, MDF, HDF, laminates and abrasive panels in which long service life is imperative.	Ideal for chipboard, MDF, HDF and laminates. Non-protruding center-point and spurs make this tool perfect for low-thickness panels.	Excellent for solid wood. Good for chipboard, MDF, HDF and laminates.	Excellent for solid wood. Good for chipboard, MDF, HDF and laminates.
SHARPENING & MAINTENANCE	NEGATIVELY GROUND SPURS: standard design HW head featuring precision balanced centre point. 2 HW precision ground cutting edges and 2 negatively ground spurs.	XTREME FLAT SHARPENING: flat edges with reinforced spurs allow perfect finishing and prolonged drilling at high-speed cutting feed.	NEGATIVELY GROUND SPURS: standard design HW head featuring precision balanced centre point. 2 HW precision ground cutting edges with chipbreaker and 2 negatively ground spurs.	NEGATIVELY GROUND SPURS: standard design HW head featuring precision balanced centre point. 2 HW precision ground cutting edges with chipbreaker and 2 negatively ground spurs.
DIAMOND/ CARBIDE	The special polycrystalline diamond formula increases tool life up to 20 times longer than HW hinge bits. Good number of resharpenings guaranteed. The best quality/price ratio	INDUSTRIAL CHROMIUM MICROGRAIN CARBIDE Special chromium enhanced carbide produces clean bores with no rough edges even in corners. Chromium Micrograin Carbide guarantees exceptional resistance to fatigue and abrasion for longer lifetime.	INDUSTRIAL GRADE CARBIDE Fine and medium grain carbide grade guarantee reliable prolonged use.	INDUSTRIAL GRADE CARBIDE Fine and medium grain carbide grade guarantee reliable prolonged use.
COATING	High-quality nickel-plated with anti-friction and anti-corrosion properties.	C.M.T. P.T.F.E. coating provides a non-stick surface preventing resin, glue or sludge residue accumulation on the bit body. Baked at 420°, this unique industrial material is specifically designed to fit woodworking tool requirements.	C.M.T. P.T.F.E. coating provides a non-stick surface preventing resin, glue or sludge residue accumulation on the bit body. Baked at 420°, this unique industrial material is specifically designed to fit woodworking tool requirements.	C.M.T. P.T.F.E. coating provides a non-stick surface preventing resin, glue or sludge residue accumulation on the bit body. Baked at 420°, this unique industrial material is specifically designed to fit woodworking tool requirements.
PRICE RANGE	HIGH	MEDIUM/HIGH	MEDIUM	MEDIUM

DP - Hinge Boring Bits



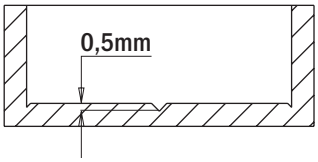

New construction with 0,5mm centre point

317-369

PCD DP | LONG LIFE | Z2 | V2 | RH | LH | 20X LONGER LIFE THAN CARBIDE

	D mm	L mm	S mm			ORDER NO. Right-hand rotation	ORDER NO. Left-hand rotation
	15	57,5	10x25		10	317.150.61	317.150.62
	35	57,5	10x25		10	317.350.61	317.350.62
	15	70	10x25		10	369.150.61	369.150.62
new	16	70	10x25		10	369.160.61	369.160.62
new	20	70	10x25		10	369.200.61	369.200.62
new	25	70	10x25		10	369.250.61	369.250.62
new	26	70	10x25		10	369.260.61	369.260.62
	35	70	10x25		10	369.350.61	369.350.62

TECHNICAL DETAILS:
- Super-strength steel
- DP head with precision balanced centre point
- 2 DP precision ground cutting edges [Z2].
- 2 DP negatively ground spurs [V2].
- Parallel shank with driving flat and length adjusting screw.

Spare parts: 990.003.00
Optional: 990.088.00

APPLICATION:
ideal for hinges. Use on boring machines equipped with adapters or chucks. Use for drilling accurate and clean-cut blind holes in wood composites, plastic and laminated materials. Boring performance 20 times longer than HW materials.

REMARK: *special dimensions available on request.*

Hinge Boring Bits



XTreme Sharpening Curved Spurs



New construction with 0,8mm centre point

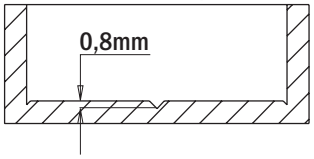

317 XTREME

HW Z2 V2 RH LH

D mm	L mm	S mm			ORDER NO. Right-hand rotation	ORDER NO. Left-hand rotation
15	57,5	10x26		10	**317.150.41**	**317.150.42**
18	57,5	10x26		10	**317.180.41**	**317.180.42**
20	57,5	10x26		10	**317.200.41**	**317.200.42**
25	57,5	10x26		10	**317.250.41**	**317.250.42**
26	57,5	10x26		10	**317.260.41**	**317.260.42**
35*	57,5	10x26		10	**317.350.41**	**317.350.42**

369 XTREME

HW Z2 V2 RH LH

D mm	L mm	S mm			ORDER NO. Right-hand rotation	ORDER NO. Left-hand rotation
15	70	10x26		10	**369.150.41**	**369.150.42**
18	70	10x26		10	**369.180.41**	**369.180.42**
20	70	10x26		10	**369.200.41**	**369.200.42**
25	70	10x26		10	**369.250.41**	**369.250.42**
26	70	10x26		10	**369.260.41**	**369.260.42**
35*	70	10x26		10	**369.350.41**	**369.350.42**

*with chipbreaker

Spare parts 990.003.00 Optional 990.088.00

TECHNICAL DETAILS:
- Super-strength steel.
- Cutter portion coated with orange or black P.T.F.E.
- HW head with precision balanced centre point.
- 2 HW precision ground cutting edges [Z2].
- 2 negatively ground spurs [V2].
- Parallel shank with driving flat and length adjusting screw.

APPLICATION:
ideal for hinges. Use on boring machines equipped with adapters or chucks.
Use for drilling accurate and cleancut
blind holes in solid wood, wood composites, plastic and laminated materials.

Hinge Boring Bits with Chipbreaker

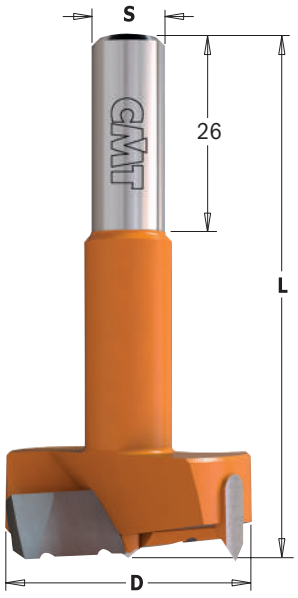

317C - 369C

HW Z2R V2 RH LH

D mm	L mm	S mm			ORDER NO. Right-hand rotation	ORDER NO. Left-hand rotation
35	57,5	10x26		10	**317.350.11C**	**317.350.12C**
40	57,5	10x26		10	**317.400.11C**	**317.400.12C**
45	57,5	10x26		10	**317.450.11C**	**317.450.12C**
35	70	10x26		10	**369.350.11C**	**369.350.12C**
40	70	10x26		10	**369.400.11C**	**369.400.12C**
45	70	10x26		10	**369.450.11C**	**369.450.12C**

Spare parts 990.003.00 Optional 990.088.00

TECHNICAL DETAILS:
- Super-strength steel.
- Cutter portion coated with orange or black P.T.F.E.
- HW head with precision balanced centre point.
- 2 HW precision ground cutting edges with chipbreaker [Z2R].
- 2 negatively ground spurs [V2].
- Parallel shank with driving flat and length adjusting screw.

APPLICATION:
ideal for hinges. Used on boring machines equipped with adapters or chucks.
For drilling accurate and clean-cut blind holes in solid wood.

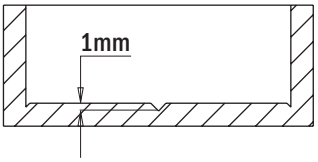

New construction with 1mm centre point

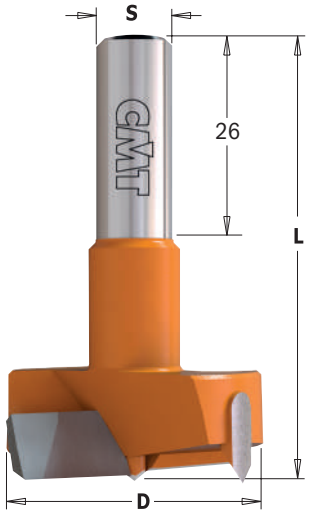

New construction with 1mm centre point

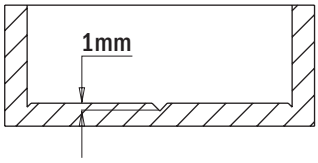

317

HW Z2 V2 RH LH

D mm	L mm	S mm			ORDER NO. Right-hand rotation	ORDER NO. Left-hand rotation
14	57,5	10x26		10	317.140.11	317.140.12
15	57,5	10x26		10	317.150.11	317.150.12
16	57,5	10x26		10	317.160.11	317.160.12
17	57,5	10x26		10	317.170.11	317.170.12
18	57,5	10x26		10	317.180.11	317.180.12
19	57,5	10x26		10	317.190.11	317.190.12
20	57,5	10x26		10	317.200.11	317.200.12
22	57,5	10x26		10	317.220.11	317.220.12
24	57,5	10x26		10	317.240.11	317.240.12
25	57,5	10x26		10	317.250.11	317.250.12
26	57,5	10x26		10	317.260.11	317.260.12
28	57,5	10x26		10	317.280.11	317.280.12
30	57,5	10x26		10	317.300.11	317.300.12
32	57,5	10x26		10	317.320.11	317.320.12
34	57,5	10x26		10	317.340.11	317.340.12
35	57,5	10x26		10	317.350.11	317.350.12
38	57,5	10x26		10	317.380.11	317.380.12
40	57,5	10x26		10	317.400.11	317.400.12
42	57,5	10x26		10	317.420.11	317.420.12
45	57,5	10x26		10	317.450.11	317.450.12
50	57,5	10x26		10	317.500.11	317.500.12
55	57,5	10x26		10	317.550.11	317.550.12
60	57,5	10x26		10	317.600.11	317.600.12

TECHNICAL DETAILS:
- Super-strength steel.
- Cutter portion coated with orange or black P.T.F.E.
- HW head with precision balanced centre point.
- 2 HW precision ground cutting edges [Z2].
- 2 negatively ground spurs [V2].
- Parallel shank with driving flat and length adjusting screw.

APPLICATION:
ideal for hinges. Use on boring machines equipped with adapters or chucks.
Use for drilling accurate and clean-cut blind holes in solid wood, wood composites, plastic and laminated materials.

369

HW Z2 V2 RH LH

D mm	L mm	S mm			ORDER NO. Right-hand rotation	ORDER NO. Left-hand rotation
14	70	10x26		10	369.140.11	369.140.12
15	70	10x26		10	369.150.11	369.150.12
16	70	10x26		10	369.160.11	369.160.12
18	70	10x26		10	369.180.11	369.180.12
20	70	10x26		10	369.200.11	369.200.12
22	70	10x26		10	369.220.11	369.220.12
25	70	10x26		10	369.250.11	369.250.12
26	70	10x26		10	369.260.11	369.260.12
30	70	10x26		10	369.300.11	369.300.12
35	70	10x26		10	369.350.11	369.350.12
40	70	10x26		10	369.400.11	369.400.12
45	70	10x26		10	369.450.11	369.450.12
50	70	10x26		10	369.500.11	369.500.12
55	70	10x26		10	369.550.11	369.550.12
60	70	10x26		10	369.600.11	369.600.12

370

HW Z2 V2 RH LH

D mm	L mm	S mm			ORDER NO. Right-hand rotation	ORDER NO. Left-hand rotation
18	77	10x30		10	370.180.11	370.180.12
20	77	10x30		10	370.200.11	370.200.12
25	77	10x30		10	370.250.11	370.250.12
30	77	10x30		10	370.300.11	370.300.12
35	77	10x30		10	370.350.11	370.350.12

Spare parts: 990.003.00 — Optional: 990.088.00

Dowel Drills with Threaded Shank with Countersink

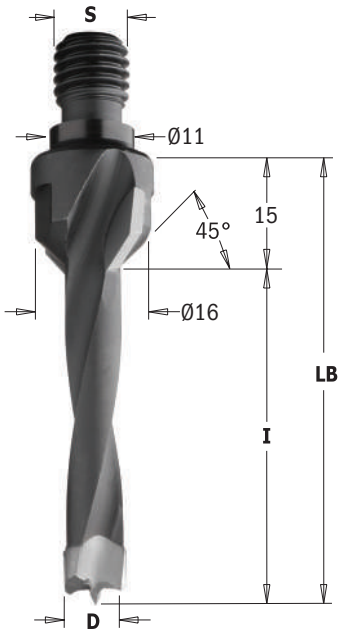

325-327-329-330

HW Z2 V2 RH LH

D mm	I mm	LB mm	S mm		ORDER NO. Right-hand rotation	ORDER NO. Left-hand rotation
5	20	35	M10/11x4	10	**325.050.11**	**325.050.12**
6	20	35	M10/11x4	10	**325.060.11**	**325.060.12**
8	20	35	M10/11x4	10	**325.080.11**	**325.080.12**
10	20	35	M10/11x4	10	**325.100.11**	**325.100.12**
12	20	35	M10/11x4	10	**325.120.11**	**325.120.12**
5	30	45	M10/11x4	10	**327.050.11**	**327.050.12**
6	30	45	M10/11x4	10	**327.060.11**	**327.060.12**
8	30	45	M10/11x4	10	**327.080.11**	**327.080.12**
10	30	45	M10/11x4	10	**327.100.11**	**327.100.12**
12	30	45	M10/11x4	10	**327.120.11**	**327.120.12**
5	40	55	M10/11x4	10	**329.050.11**	**329.050.12**
6	40	55	M10/11x4	10	**329.060.11**	**329.060.12**
8	40	55	M10/11x4	10	**329.080.11**	**329.080.12**
10	40	55	M10/11x4	10	**329.100.11**	**329.100.12**
12	40	55	M10/11x4	10	**329.120.11**	**329.120.12**
5	50	65	M10/11x4	10	**330.050.11**	**330.050.12**
6	50	65	M10/11x4	10	**330.060.11**	**330.060.12**
8	50	65	M10/11x4	10	**330.080.11**	**330.080.12**
10	50	65	M10/11x4	10	**330.100.11**	**330.100.12**
12	50	65	M10/11x4	10	**330.120.11**	**330.120.12**

TECHNICAL DETAILS:
- Super-strength steel.
- HW head with precision balanced centre point.
- 2 precision ground cutting edges [Z2].
- 2 spiral flutes.
- 2 ground spurs [V2].

APPLICATION:
used on boring machines equipped with chucks. Used to drill blind holes in solid wood, wood composites, plastic and laminated materials.

Dowel Drills with Threaded Shank without Countersink



338-339-340

HW Z2 V2 RH LH

D mm	I mm	LB mm	S mm		ORDER NO. Right-hand rotation	ORDER NO. Left-hand rotation
5	30	45	M10/11x4	10	**338.050.11**	**338.050.12**
6	30	45	M10/11x4	10	**338.060.11**	**338.060.12**
8	30	45	M10/11x4	10	**338.080.11**	**338.080.12**
10	30	45	M10/11x4	10	**338.100.11**	**338.100.12**
12	30	45	M10/11x4	10	**338.120.11**	**338.120.12**
5	40	55	M10/11x4	10	**339.050.11**	**339.050.12**
6	40	55	M10/11x4	10	**339.060.11**	**339.060.12**
8	40	55	M10/11x4	10	**339.080.11**	**339.080.12**
10	40	55	M10/11x4	10	**339.100.11**	**339.100.12**
12	40	55	M10/11x4	10	**339.120.11**	**339.120.12**
5	50	65	M10/11x4	10	**340.050.11**	**340.050.12**
6	50	65	M10/11x4	10	**340.060.11**	**340.060.12**
8	50	65	M10/11x4	10	**340.080.11**	**340.080.12**
10	50	65	M10/11x4	10	**340.100.11**	**340.100.12**
12	50	65	M10/11x4	10	**340.120.11**	**340.120.12**

TECHNICAL DETAILS:
- Super-strength steel.
- HW head with precision balanced centre point.
- 2 precision ground cutting edges [Z2].
- 2 ground spurs [V2].
- 4 spiral flutes.

APPLICATION:
used on boring machines equipped with chucks. Used to drill blind holes in solid wood, wood composites, plastic and laminated materials.



344

HW Z2 V2 RH LH

D mm	I mm	LB mm	S mm		ORDER NO. Right-hand rotation	ORDER NO. Left-hand rotation
5	43	63	M8	10	**344.050.11**	**344.050.12**
6	43	63	M8	10	**344.060.11**	**344.060.12**
8	43	63	M8	10	**344.080.11**	**344.080.12**
10	43	63	M8	10	**344.100.11**	**344.100.12**
12	43	63	M8	10	**344.120.11**	**344.120.12**

FOR USE ON THE FOLLOWING MACHINES:
NOTTMEYER® (older models)

346

HW Z2 V2 RH LH

D mm	I mm	LB mm	S mm		ORDER NO. Right-hand rotation	ORDER NO. Left-hand rotation
5	43	63	M10	10	**346.050.11**	**346.050.12**
6	43	63	M10	10	**346.060.11**	**346.060.12**
8	43	63	M10	10	**346.080.11**	**346.080.12**
10	43	63	M10	10	**346.100.11**	**346.100.12**
12	43	63	M10	10	**346.120.11**	**346.120.12**

FOR USE ON THE FOLLOWING MACHINES:
AYEN®, HOLZMA®, KNOEVENAGEL®, MAYER®, TORWEGGE®.

TECHNICAL DETAILS:
- Super-strength steel.
- HW head with precision balanced centre point.
- 2 precision ground cutting edges [Z2].
- 2 ground spurs [V2].
- 4 spiral flutes.

APPLICATION:
used on boring machines equipped with chucks.
Used to drill blind holes in solid wood, wood composites, plastic and laminated materials.

Dowel Drills with Threaded Shank



352-353

HW Z2 V2 RH LH

D mm	I mm	LB mm	S mm		ORDER NO. Right-hand rotation	ORDER NO. Left-hand rotation
5	30	45	M8/9	10	**352.050.11**	**352.050.12**
6	30	45	M8/9	10	**352.060.11**	**352.060.12**
8	30	45	M8/9	10	**352.080.11**	**352.080.12**
10	30	45	M8/9	10	**352.100.11**	**352.100.12**
12	30	45	M8/9	10	**352.120.11**	**352.120.12**
5	40	55	M8/9	10	**353.050.11**	**353.050.12**
6	40	55	M8/9	10	**353.060.11**	**353.060.12**
8	40	55	M8/9	10	**353.080.11**	**353.080.12**
10	40	55	M8/9	10	**353.100.11**	**353.100.12**
12	40	55	M8/9	10	**353.120.11**	**353.120.12**

FOR USE ON THE FOLLOWING MACHINES:
MASTERWOOD® (Zangheri & Boschetti)
MORBIDELLI®, NOTTMEYER® (new design)

TECHNICAL DETAILS:
- Super-strength steel.
- HW head with precision balanced centre point.
- 2 precision ground cutting edges [Z2].
- 2 ground spurs [V2].
- 4 spiral flutes.

APPLICATION:
used on boring machines equipped with chucks.
Used to drill blind holes in solid wood, wood composites, plastic and laminated materials.

®Brand names mentioned in CMT products are the property of their respective owners (see back cover)
www.dahm.no

Dowel Drills with Threaded Shank with Countersink

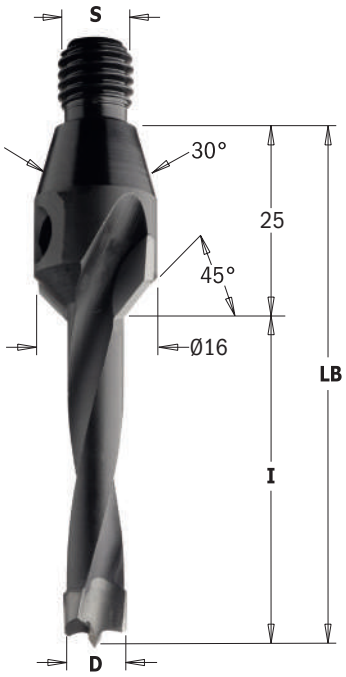

332-334-336-337

HW Z2 V2 RH LH

D mm	I mm	LB mm	S mm		ORDER NO. Right-hand rotation	ORDER NO. Left-hand rotation
□ 5	20	45	M10/30°	10	**332.050.11**	**332.050.12**
□ 6	20	45	M10/30°	10	**332.060.11**	**332.060.12**
□ 8	20	45	M10/30°	10	**332.080.11**	**332.080.12**
□ 10	20	45	M10/30°	10	**332.100.11**	**332.100.12**
□ 12	20	45	M10/30°	10	**332.120.11**	**332.120.12**
□ 5	30	55	M10/30°	10	**334.050.11**	**334.050.12**
□ 6	30	55	M10/30°	10	**334.060.11**	**334.060.12**
□ 8	30	55	M10/30°	10	**334.080.11**	**334.080.12**
□ 10	30	55	M10/30°	10	**334.100.11**	**334.100.12**
□ 12	30	55	M10/30°	10	**334.120.11**	**334.120.12**
□ 5	40	65	M10/30°	10	**336.050.11**	**336.050.12**
□ 6	40	65	M10/30°	10	**336.060.11**	**336.060.12**
□ 8	40	65	M10/30°	10	**336.080.11**	**336.080.12**
□ 10	40	65	M10/30°	10	**336.100.11**	**336.100.12**
□ 12	40	65	M10/30°	10	**336.120.11**	**336.120.12**
□ 5	50	75	M10/30°	10	**337.050.11**	**337.050.12**
□ 6	50	75	M10/30°	10	**337.060.11**	**337.060.12**
□ 8	50	75	M10/30°	10	**337.080.11**	**337.080.12**
□ 10	50	75	M10/30°	10	**337.100.11**	**337.100.12**
□ 12	50	75	M10/30°	10	**337.120.11**	**337.120.12**

□ **On request**

TECHNICAL DETAILS:
- Super-strength steel.
- HW head with precision balanced centre point.
- 2 precision ground cutting edge [Z2].
- 2 ground spurts [V2].
- 2 spiral flutes.

APPLICATION:
used on boring machines equipped with chucks. Used to drill blind holes in solid wood, wood composites, plastic and laminated materials.

Dowel Drills with Threaded Shank without Countersink



341-342-343

HW Z2 V2 RH LH

D mm	I mm	LB mm	S mm		ORDER NO. Right-hand rotation	ORDER NO. Left-hand rotation
□ 5	30	55	M10/30°	10	**341.050.11**	**341.050.12**
□ 6	30	55	M10/30°	10	**341.060.11**	**341.060.12**
□ 8	30	55	M10/30°	10	**341.080.11**	**341.080.12**
□ 10	30	55	M10/30°	10	**341.100.11**	**341.100.12**
□ 12	30	55	M10/30°	10	**341.120.11**	**341.120.12**
□ 5	40	65	M10/30°	10	**342.050.11**	**342.050.12**
□ 6	40	65	M10/30°	10	**342.060.11**	**342.060.12**
□ 8	40	65	M10/30°	10	**342.080.11**	**342.080.12**
□ 10	40	65	M10/30°	10	**342.100.11**	**342.100.12**
□ 12	40	65	M10/30°	10	**342.120.11**	**342.120.12**
□ 5	50	75	M10/30°	10	**343.050.11**	**343.050.12**
□ 6	50	75	M10/30°	10	**343.060.11**	**343.060.12**
□ 8	50	75	M10/30°	10	**343.080.11**	**343.080.12**
□ 10	50	75	M10/30°	10	**343.100.11**	**343.100.12**
□ 12	50	75	M10/30°	20	**343.120.11**	**343.120.12**

□ **On request**

TECHNICAL DETAILS:
- Super-strength steel.
- HW head with precision balanced centre point.
- 2 precision ground cutting edges [Z2].
- 2 ground spurs [V2].
- 4 spiral flutes.

APPLICATION:
used on boring machines equipped with chucks. Used to drill blind holes in solid wood, wood composites, plastic and laminated materials.



Bits for Hand Power Tools

PRODUCTS	PAGE
Adapters & Extension	344-345
Interchangeable Boring Bits	345
Boring Bits	346~349
Chisel & Bit Sets	349
Plug Cutters & Sets	350-351
Forstner Bits	352
Rosette Cutters	353
Auger & Brad Point Bits	354
Bits for MAFELL® & FESTOOL® Machines	355
Brad Point Bits & Sets	356-357
Drill Bits for ANUBA® Hinges	357
Countersinks & Drills	358~361



®Brand names mentioned in CMT products are the property of their respective owners (see back cover)



509-532-533 ...with parallel shank for interchangeable bits

RH LH

S mm	LB mm				ORDER NO. Right-hand rotation	ORDER NO. Left-hand rotation
8x30	35			10	**532.080.01**	
9,5x30	35			10	**532.095.01**	
10x50	60			1	**533.100.01**	**533.100.02**
12x30	35			10	**532.120.01**	
13x50	100			1	**509.130.01**	**509.130.02**
16x50	100			1	**509.160.01**	**509.160.02**

For use with the following parts: 501 HW

TECHNICAL DETAILS:
- Super strength steel
- Precision grinding on all contact surfaces.

APPLICATION:
for use on boring machines equiped with adapters and/or chucks.



511 ...with parallel shank for quick change drills

RH LH

S mm	LB mm		ORDER NO. Right-hand rotation	ORDER NO. Left-hand rotation
10x20 (with driving flat and screw)	27	10	**511.270.01**	**511.270.02**
10x35 (with driving flat and screw)	40	10	**511.400.01**	**511.400.02**

For use with the following parts: 501 HW

Spare parts
990.003.00

TECHNICAL DETAILS:
- Super strength steel
- Precision grinding on all contact surfaces.

APPLICATION:
for use on boring machines equipped with adapters and/or chucks.



506

RH LH

S mm	LB mm				ORDER NO. Right-hand rotation	ORDER NO. Left-hand rotation
M10/11x4	15			1	**506.150.01**	**506.150.02**
M10/11x4	25			1	**506.250.01**	**506.250.02**
M10/11x4	35			1	**506.350.01**	**506.350.02**

For use with the following parts: 501 HW

TECHNICAL DETAILS:
- Super strength steel.
- Precision grinding on all contact surfaces.

APPLICATION:
for use on boring machines equipped with adapters and/or chucks.



503

RH LH

S mm	LB mm				ORDER NO. Right-hand rotation	ORDER NO. Left-hand rotation
M10/30°	25			1	**503.250.01**	**503.250.02**
M10/30°	35			1	**503.350.01**	**503.350.02**
M10/30°	45			1	**503.450.01**	**503.450.02**

For use with the following parts: 501 HW

TECHNICAL DETAILS:
- Super strength steel
- Precision grinding on all contact surfaces.

APPLICATION:
for use on boring machines equipped with adapters and/or chucks.



534

RH

S mm				ORDER NO. Right-hand rotation	
MK2/Ø20x14F.x1"			1	**534.020.01**	
MK2/M30x1,5			1	**534.030.01**	

For use with the following parts: 501 HW

TECHNICAL DETAILS:
- Super strength steel.

APPLICATION:
for use on CNC machining centers or hand-held routers equipped with adapters and/or chucks.

Extension for drills with hexagonal shank

new



507

S	L mm	L inches	B mm		ORDER NO.
Hexagonal 1/4"	330	13	8	25	**507.080.33**
Hexagonal 11/32"	330	13	9,5	25	**507.095.33**
Hexagonal 11/32"	330	13	10	25	**507.100.33**

TECHNICAL DETAILS:
- High strength resistant steel
- Precision grinding on all contact surfaces.

Interchangeable Boring Bits with Threaded Shank



501

HW Z2+2 RH LH

D mm	L mm	S mm			ORDER NO. Right-hand rotation	ORDER NO. Left-hand rotation
20	30	M12x1		1	**501.200.11**	**501.200.12**
22	30	M12x1		1	**501.220.11**	**501.220.12**
24	30	M12x1		1	**501.240.11**	**501.240.12**
25	30	M12x1		1	**501.250.11**	**501.250.12**
26	30	M12x1		1	**501.260.11**	**501.260.12**
30	30	M12x1		1	**501.300.11**	**501.300.12**
32	30	M12x1		1	**501.320.11**	**501.320.12**
34	30	M12x1		1	**501.340.11**	**501.340.12**
35	30	M12x1		1	**501.350.11**	**501.350.12**
36	30	M12x1		1	**501.360.11**	**501.360.12**
38	30	M12x1		1	**501.380.11**	**501.380.12**
40	30	M12x1		1	**501.400.11**	**501.400.12**
45	30	M12x1		1	**501.450.11**	**501.450.12**
50	30	M12x1		1	**501.500.11**	**501.500.12**
55	30	M12x1		1	**501.550.11**	**501.550.12**
60	30	M12x1		1	**501.600.11**	**501.600.12**



512

HW Z2 V2 RH

D mm	L mm	S mm			ORDER NO. Right-hand rotation	
14	90	10x60		10	**512.140.11**	
15	90	10x60		10	**512.150.11**	
16	90	10x60		10	**512.160.11**	
17	90	10x60		10	**512.170.11**	
18	90	10x60		10	**512.180.11**	
19	90	10x60		10	**512.190.11**	
20	90	10x60		10	**512.200.11**	
21	90	10x60		10	**512.210.11**	
22	90	10x60		10	**512.220.11**	
23	90	10x60		10	**512.230.11**	
24	90	10x60		10	**512.240.11**	
25	90	10x60		10	**512.250.11**	
26	90	10x60		10	**512.260.11**	
27	90	10x60		10	**512.270.11**	
28	90	10x60		10	**512.280.11**	
29	90	10x60		10	**512.290.11**	
30	90	10x60		10	**512.300.11**	
31	90	10x60		10	**512.310.11**	
32	90	10x60		10	**512.320.11**	
33	90	10x60		10	**512.330.11**	
34	90	10x60		10	**512.340.11**	
35	90	10x60		10	**512.350.11**	
38	90	10x60		10	**512.380.11**	
40	90	10x60		10	**512.400.11**	
42	90	10x60		10	**512.420.11**	
45	90	10x50		10	**512.450.11**	
48	90	10x50		10	**512.480.11**	
50	90	10x50		10	**512.500.11**	
55	90	10x50		5	**512.550.11**	
58	90	10x50		5	**512.580.11**	
60	90	10x50		5	**512.600.11**	

TECHNICAL DETAILS:
- Super strength steel
- HW precision balanced centre point
- 2 HW precision ground cutting edges [Z2]
- 2 HW negatively ground spurs [V2]
- Parallel shank.

APPLICATION:
for drilling blind holes in solid wood, wood derivatives and laminate materials. **Ideal for hinges.**

5-Piece Boring Bit Set for Hinges



512.001.01

HW Z2 V2 RH

The perfect set for hinge work and other related applications.
Machined from special high speed steel and featuring tungsten carbide tipped cutting edges.

TECHNICAL DETAILS:
- Super strength steel
- HW precision balanced centre point
- 2 HW precision ground cutting edges [Z2]
- 2 HW negatively ground spurs [V2].

APPLICATION:
for drilling blind holes in solid wood, wood derivatives and laminated materials.
Ideal for hinges.

DESCRIPTION	S mm	L mm	BIT DIAMETER mm		ORDER NO. Right-hand rotation
5-Piece Boring Bit Set for Hinges	10	90	15-20-25-30-35	5	**512.001.01**

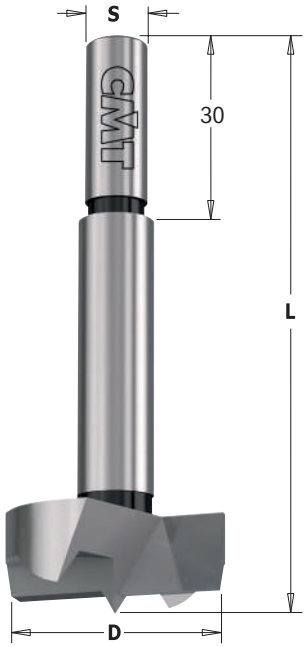

512

SP Z2 V2 RH

D mm	L mm	S mm			ORDER NO. Right-hand rotation	
8	90	8x30		10	**512.081.31**	
10	90	8x30		10	**512.101.31**	
12	90	8x30		10	**512.121.31**	
14	90	8x30		10	**512.141.31**	
15	90	8x30		10	**512.151.31**	
16	90	8x30		10	**512.161.31**	
18	90	8x30		10	**512.181.31**	
20	90	8x30		10	**512.201.31**	
22	90	8x30		10	**512.221.31**	
24	90	8x30		10	**512.241.31**	
25	90	8x30		10	**512.251.31**	
26	90	8x30		10	**512.261.31**	
28	90	8x30		10	**512.281.31**	
30	90	8x30		10	**512.301.31**	
32	90	10x30		10	**512.321.31**	
34	90	10x30		10	**512.341.31**	
35	90	10x30		10	**512.351.31**	
38	90	10x30		10	**512.381.31**	
40	90	10x30		10	**512.401.31**	
45	90	10x30		10	**512.451.31**	
50	90	10x30		10	**512.501.31**	

TECHNICAL DETAILS:
- Long-lasting cutting performance
- SP steel
- Precision balanced centre point
- 2 ground spurs [V2]
- 2 precision ground cutting edges [Z2]

APPLICATION:
used for drilling blind holes in solid wood, wood derivatives and laminates. **Ideal for hinges.**

5-Piece Boring Bit Set for Hinges



512.001.00

SP Z2 V2 RH

The perfect hinge work set for the most popular brand applications. Machined from special high speed steel its really does a great job for those traditional hinge jobs.

TECHNICAL DETAILS:
- Long-lasting cutting performance
- SP steel
- Precision balanced centre point
- 2 ground spurs [V2]
- 2 precision ground cutting edges [Z2].

APPLICATION:
for drilling blind holes in solid wood, wood derivatives and laminates.
Ideal for hinges.

DESCRIPTION	S mm	L mm	BIT DIAMETER mm		ORDER NO. Right-hand rotation
5-Piece Boring Bit Set for Hinges	10	90	15-20-25-30-35	5	**512.001.00**



HW Z2 V2 RH

513

D mm	L mm	S mm			ORDER NO. Right-hand rotation	
15	120	13		1	**513.150.11**	
16	120	13		1	**513.160.11**	
18	120	13		1	**513.180.11**	
20	120	13		1	**513.200.11**	
22	125	13		1	**513.220.11**	
25	125	13		1	**513.250.11**	
26	125	13		1	**513.260.11**	
28	130	13		1	**513.280.11**	
30	130	13		1	**513.300.11**	
35	130	13		1	**513.350.11**	
40	130	13		1	**513.400.11**	
45	130	13		1	**513.450.11**	
50	130	13		1	**513.500.11**	
55	140	13		1	**513.550.11**	
60	140	13		1	**513.600.11**	

514

D mm	L mm	S mm			ORDER NO. Right-hand rotation	
15	120	16		1	**514.150.11**	
16	120	16		1	**514.160.11**	
18	120	16		1	**514.180.11**	
20	120	16		1	**514.200.11**	
22	125	16		1	**514.220.11**	
25	125	16		1	**514.250.11**	
26	125	16		1	**514.260.11**	
28	130	16		1	**514.280.11**	
30	130	16		1	**514.300.11**	
32	130	16		1	**514.320.11**	
35	130	16		1	**514.350.11**	
40	130	16		1	**514.400.11**	
45	130	16		1	**514.450.11**	
50	130	16		1	**514.500.11**	
55	140	16		1	**514.550.11**	
60	140	16		1	**514.600.11**	

TECHNICAL DETAILS:
- Super strength steel
- HW precision balanced centre point
- 2 HW precision ground cutting edges [Z2]
- 2 HW negatively ground spurs [V2].

APPLICATION:
for drilling blind holes in solid wood, wood derivatives and laminates. **Ideal for hinges.**

Boring Bits with Parallel Shank



392

HW Z2 V2 RH

D mm	L mm	S mm			ORDER NO. Right-hand rotation	
15	60	8		10	**392.150.11**	
20	60	8		10	**392.200.11**	
25	60	8		10	**392.250.11**	
26	60	8		10	**392.260.11**	
30	60	8		10	**392.300.11**	
35	60	8		10	**392.350.11**	
35	60	12,7		10	**392.351.11**	
40	60	8		10	**392.400.11**	

TECHNICAL DETAILS:
- Super strength steel
- HW precision balanced centre point
- 2 HW precision ground cutting edges [Z2]
- 2 HW negatively ground spurs [V2].

APPLICATION:
for drilling blind holes in solid wood, wood derivatives and laminates. **Ideal for hinges.**

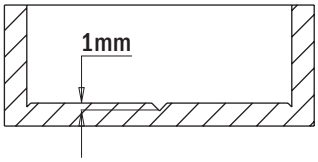

New construction with 1mm centre point

Mortise Chisel & Bit Sets



543

HSS Z1 RH

D mm	D inches	S mm	S inches		ORDER NO. Right-hand rotation	
6,35	1/4	19	3/4	1	**543.064.51**	
8	5/16	19	3/4	1	**543.079.51**	
9,5	3/8	19	3/4	1	**543.095.51**	
12,7	1/2	19	3/4	1	**543.127.51**	
15,8	5/8	19	3/4	1	**543.158.51**	
19	3/4	19	3/4	1	**543.190.51**	

It's tough to beat the old faithful mortise and tenon joint for strength and accuracy, even with all the other joinery options in the world of woodworking.
It isn't the easiest joint to make, but it surely helps to have the best quality tools in your shop.
That's why we've added a new selection of chisel and bit sets in all the popular sizes 6,35mm (1/4") to 19mm (3/4") diameter.

These sets are for use on any standard drill press mortising attachment of mortising machines.





Sample of Chisel Mortiser

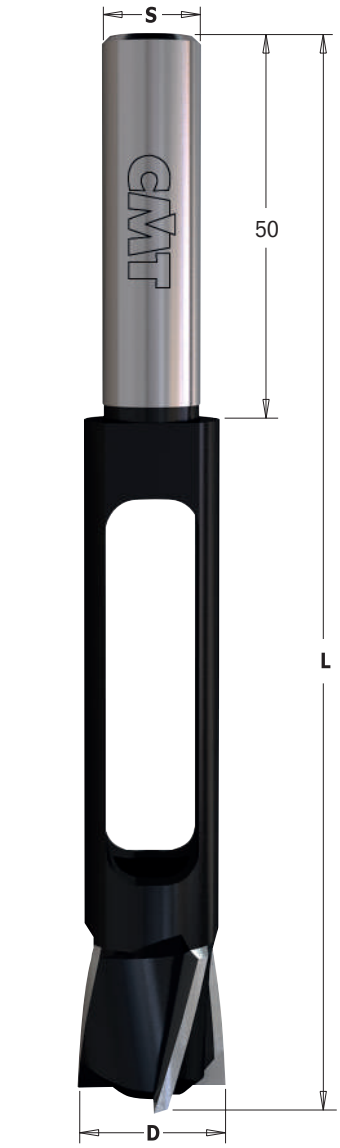

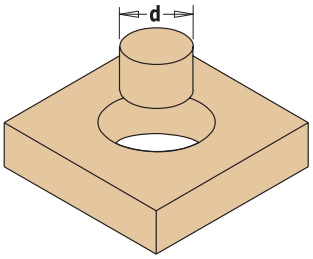

529

SP RH

d mm	D mm	L mm	S mm	Z		ORDER NO. Right-hand rotation
8	18	140	13	4	5	**529.080.31**
10	20	140	13	4	5	**529.100.31**
12	24	140	13	4	5	**529.120.31**
14	26	140	13	4	5	**529.140.31**
15	27	140	13	4	5	**529.150.31**
16	28	140	13	4	5	**529.160.31**
18	30	140	13	4	5	**529.180.31**
20	32	140	13	4	5	**529.200.31**
22	34	140	13	5	5	**529.220.31**
25	37	140	13	5	5	**529.250.31**
30	42	140	13	5	5	**529.300.31**
32	44	140	13	5	5	**529.320.31**
35	47	160	16	6	2	**529.350.31**
40	52	160	16	6	2	**529.400.31**
45	57	160	16	6	2	**529.450.31**
50	62	160	16	6	2	**529.500.31**

d inches	D inches	L inches	S inches	Z		ORDER NO. Right-hand rotation
3/8	49/64	5-1/2	1/2	4	5	**529.095.31**
1/2	61/64	5-1/2	1/2	4	5	**529.127.31**
5/8	1-7/64	5-1/2	1/2	4	5	**529.158.31**
3/4	1-7/32	5-1/2	1/2	4	5	**529.191.31**
7/8	1-11/32	5-1/2	1/2	4	5	**529.222.31**
1	1-15/32	5-1/2	1/2	5	5	**529.254.31**
1-1/4	1-19/32	5-1/2	1/2	5	5	**529.317.31**
1-3/8	1-27/32	6-5/16	5/8	6	2	**529.349.31**
1-1/2	1-31/32	6-5/16	5/8	6	2	**529.381.31**
1-5/8	2-3/32	6-5/16	5/8	6	2	**529.413.31**
1-3/4	2-7/32	6-5/16	5/8	6	2	**529.445.31**
2	2-15/32	6-5/16	5/8	6	2	**529.508.31**

Use our D=16mm bushing to increase the 13mm shank
(article no. **799.130.00** on page 426)

D mm	D inches	Max RPM Softwood	Max RPM Hardwood
< Ø16	5/8	1000	500
< Ø40	1-37/64	500	300
> Ø40	1-37/64	200	150

TECHNICAL DETAILS:
- SP steel
- Long lasting cutting performance
- 4 cutting edges.

APPLICATION:
for drilling plugs in natural soft or medium-density woods.



500.001/02/03

SP RH

We offer a wide range of boring bits and plug cutters in the most popular diameters. If you need to drill plugs in soft to medium-density hardwood, you've got three different sets to choose from.





500.001.08 Boring Bit & Plug Cutter Set

Set contains	D mm	L mm	S mm	ORDER NO. Right-hand rotation
Boring Bit with Parallel Shank	8	90	10	**512.081.31**
Boring Bit with Parallel Shank	10	90	10	**512.101.31**
Boring Bit with Parallel Shank	12	90	10	**512.121.31**
Boring Bit with Parallel Shank	15	90	10	**512.151.31**
Plug Cutter	8	140	13	**529.080.31**
Plug Cutter	10	140	13	**529.100.31**
Plug Cutter	12	140	13	**529.120.31**
Plug Cutter	15	140	13	**529.150.31**

500.002.08 Boring Bit & Plug Cutter Set

Set contains	D mm	L mm	S mm	ORDER NO. Right-hand rotation
Boring Bit with Parallel Shank	16	90	10	**512.161.31**
Boring Bit with Parallel Shank	20	90	10	**512.201.31**
Boring Bit with Parallel Shank	25	90	10	**512.251.31**
Boring Bit with Parallel Shank	30	90	10	**512.301.31**
Plug Cutter	16	140	13	**529.160.31**
Plug Cutter	20	140	13	**529.200.31**
Plug Cutter	25	140	13	**529.250.31**
Plug Cutter	30	140	13	**529.300.31**

500.003.08 Boring Bit & Plug Cutter Set

Set contains	D mm	L mm	S mm	ORDER NO. Right-hand rotation
Boring Bit with Parallel Shank	15	90	10	**512.151.31**
Boring Bit with Parallel Shank	20	90	10	**512.201.31**
Boring Bit with Parallel Shank	25	90	10	**512.251.31**
Boring Bit with Parallel Shank	30	90	10	**512.301.31**
Plug Cutter	15	140	13	**529.150.31**
Plug Cutter	20	140	13	**529.200.31**
Plug Cutter	25	140	13	**529.250.31**
Plug Cutter	30	140	13	**529.300.31**

Forstner Bits

CMT ORANGE TOOLS®

SP Z2 V2 RH



toothed rim >=Ø25mm



standard rim <Ø25mm

537

D mm	L mm	S mm		ORDER NO. Right-hand rotation
10	90	8	6	**537.100.31**
12	90	8	6	**537.120.31**
14	90	8	6	**537.140.31**
15	90	8	6	**537.150.31**
16	90	8	6	**537.160.31**
18	90	8	6	**537.180.31**
20	90	8	6	**537.200.31**
22	90	8	6	**537.220.31**
24	90	8	6	**537.240.31**
25	90	8	6	**537.250.31**
26	90	8	6	**537.260.31**
28	90	8	6	**537.280.31**
30	90	8	6	**537.300.31**
32	90	10	6	**537.320.31**
35	90	10	6	**537.350.31**
38	90	10	6	**537.380.31**
40	90	10	6	**537.400.31**
45	90	10	6	**537.450.31**
50	90	10	6	**537.500.31**
55	90	10	6	**537.550.31**
68	157	12,7	6	**537.680.31**
new 70	157	12,7	6	**537.700.31**
new 75	157	12,7	2	**537.750.31**
new 80	157	12,7	2	**537.800.31**
new 85	157	12,7	2	**537.850.31**
new 90	157	12,7	2	**537.900.31**
new 95	157	12,7	2	**537.950.31**
new 100	157	12,7	2	**537.990.31**

D inches	L inches	S inches		ORDER NO. Right-hand rotation
1/4	3-35/64	3/8	6	**537.064.31**
3/8	3-35/64	3/8	6	**537.095.31**
1/2	3-35/64	3/8	6	**537.127.31**
5/8	3-35/64	3/8	6	**537.158.31**
3/4	3-35/64	3/8	6	**537.190.31**
7/8	3-35/64	3/8	6	**537.222.31**
1	3-35/64	3/8	6	**537.254.31**
1-1/8	3-35/64	3/8	6	**537.285.31**
1-1/4	3-35/64	3/8	6	**537.317.31**
1-3/8	3-35/64	3/8	6	**537.349.31**
1-1/2	3-35/64	3/8	6	**537.381.31**
1-5/8	3-35/64	3/8	6	**537.413.31**
1-3/4	3-35/64	3/8	6	**537.445.31**
1-7/8	3-35/64	3/8	6	**537.476.31**
2	3-35/64	3/8	6	**537.508.31**
2-1/8	3-35/64	3/8	6	**537.540.31**
new 2-1/4	3-35/64	3/8	6	**537.571.31**
new 2-1/2	3-35/64	3/8	6	**537.635.31**
new 3	3-35/64	3/8	2	**537.762.31**
new 3-1/2	3-35/64	3/8	2	**537.889.31**
new 4	3-35/64	3/8	2	**537.991.31**
new 4-1/2	3-35/64	3/8	2	**537.993.31**

STANDARD RIM AND TOOTHED RIM:
Standard rims provide better guidance but tend to overheat. To overcome heat the larger diameters (>=Ø25mm) are designed with toothed rims.

TECHNICAL DETAILS:
- Long-lasting cutting performance
- Super strength SP steel
- Precision balanced centre point
- 2 ground spurs [V2]
- 2 precision ground cutting edges [Z2].

APPLICATION:
for drilling precise flat bottom holes of any size in softwood. Create oval and arched openings at any angle. Create niches for the installation of brackets/straps, frames/grids.

Forstner Bit Sets

We offer a wide range of Forstner bits in the most popular diameters to execute the cleanest holes for brackets/straps in softwood. Drill ovals and arched openings at any angle for the installation of hinge parts.
Available in 4, 5, 7, 12 and 16 bit sets.

537.000.04
537.000.05
537.000.07
537.000.12



537.000.16

SP Z2 V2 RH



DESCRIPTION	SHANK mm	SHANK inches	BIT DIAMETER		ORDER NO. Right-hand rotation
5 pcs. Router Bit Set in clamshell	Ø8-10		Ø15-20-25-30-35mm	6	**537.000.05**
12 pcs. Router Bit Set in clamshell	Ø8-10		Ø10-12-14-15-16-18-20-22-25-26-30-35mm	6	**537.000.12**
4 pcs. Router Bit Set in clamshell		Ø3/8	Ø1/4" - 1/2" - 3/4" - 1"	6	**537.000.04**
7 pcs. Router Bit Set in clamshell		Ø3/8	Ø1/4" - 3/8" - 1/2" - 5/8" - 3/4" - 7/8" - 1"	6	**537.000.07**
16 pcs. Router Bit Set in plastic box		Ø3/8	Ø1/4" - 3/8" - 1/2" - 5/8" - 3/4" - 7/8" - 1" - 1-1/8" - 1-1/4"-1-3/8"-1-1/2"-1-5/8"-1-3/4"-1-7/8"-2"-2-1/8"	8	**537.000.16**

www.dahm.no



531

HW Z2 RH

D mm	L mm	S mm	Max RPM		ORDER NO. Right-hand rotation
54	73,5	9,5	1500	10	**531.541**
54	71,3	9,5	1500	10	**531.542**
54	67,3	9,5	1500	10	**531.543**
54	72,3	9,5	1500	10	**531.544**
70	76,5	9,5	1000	5	**531.701**
70	74	9,5	1000	5	**531.702**

Technical details:
- Super strength steel
- 2 HW precision ground cutting edges [Z2]
- Parallel hexagonal shank
- Right-hand rotation (RH).



Application:
for use on drill presses and low speed power tools (see table above for max RPM). We recommend securely clamping your workpiece throughout drilling operations.

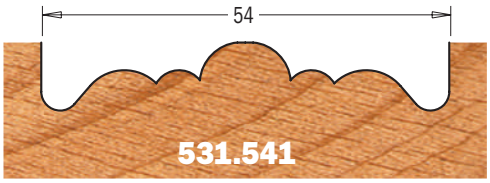







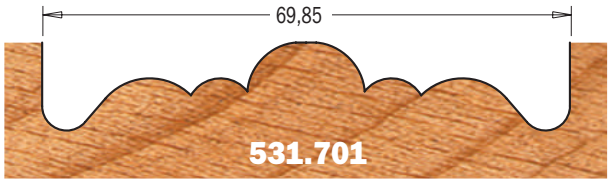



Drawings are 1:1 scale



531.541
531.701



531.542
531.702

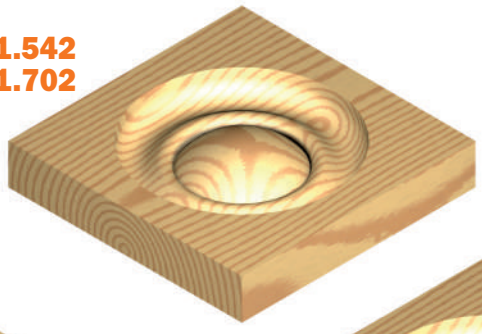





Auger Bits

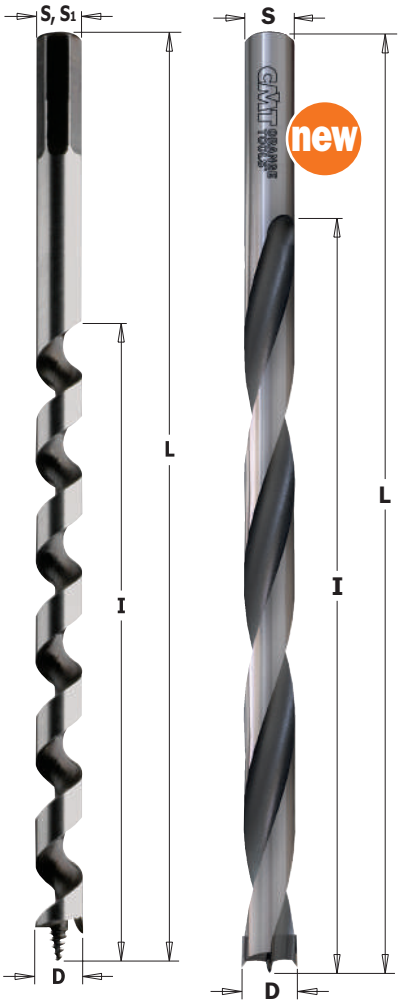

542-535

HSS Z1 V1 RH

D mm	I mm	L mm	S	S1 mm	RPM max		ORDER NO. Right-hand rotation
6	155	230	Hexagonal	6	800 ~ 1400	1	**542.060.51**
8	155	230	Hexagonal	6,35	800 ~ 1400	1	**542.080.51**
10	155	230	Hexagonal	9	600 ~ 1200	1	**542.100.51**
12	155	230	Hexagonal	12	600 ~ 1100	1	**542.120.51**
14	155	230	Hexagonal	12	600 ~ 1000	1	**542.140.51**
16	155	230	Hexagonal	12	500 ~ 900	1	**542.160.51**
18	155	230	Hexagonal	12	500 ~ 800	1	**542.180.51**
20	155	230	Hexagonal	12	400 ~ 700	1	**542.200.51**
8	360	460	Hexagonal	6,55	800 ~ 1000	1	**535.080.51**
10	360	460	Hexagonal	9	600 ~ 1000	1	**535.100.51**
12	360	460	Hexagonal	12	600 ~ 1000	1	**535.120.51**
14	360	460	Hexagonal	12	500 ~ 900	1	**535.140.51**
16	360	460	Hexagonal	12	500 ~ 900	1	**535.160.51**
18	360	460	Hexagonal	12	450 ~ 800	1	**535.180.51**
20	360	460	Hexagonal	12	400 ~ 700	1	**535.200.51**

TECHNICAL DETAILS:
- Long-lasting cutting performance
- Super strength HSS steel
- Precision balanced centre point
- 1 precision ground cutting edge [Z1]
- 1 spiral flute - 1 spur [V1].

APPLICATION:
for deep boring on soft and medium-density wood. Ideal for the preparation and installation of floating shelves.

542

HW LONG LIFE Z2 RH

	D mm	I mm	L mm	S mm		ORDER NO. Right-hand rotation	
new	12	180	240	13	1	**542.120.11**	
new	14	180	240	13	1	**542.140.11**	

TECHNICAL DETAILS:
- Long-lasting cutting performance
- Super strength steel
- HW head with precision balanced centre point
- 2 precision ground cutting edges [Z2]
- 2 spiral flutes.

APPLICATION:
for deep boring on soft and medium-density wood. Ideal for the preparation and installation of floating shelves.

Brad Point Bits



540

HW Z2 V2 RH

D mm	L mm	S mm			ORDER NO. Right-hand rotation	
5	90	8x30		1	**540.050.11**	
6	90	8x30		1	**540.060.11**	
8	90	8x30		1	**540.080.11**	
10	90	8x30		1	**540.100.11**	
12	90	8x30		1	**540.120.11**	

NEGATIVELY GROUND SPURS

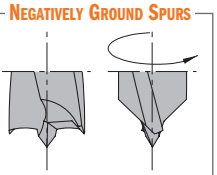

TECHNICAL DETAILS:
- Super strength steel
- HW head with precision balanced centre point
- 2 precision ground cutting edges [Z2]
- 2 spiral flutes.

APPLICATION:
for drilling blind holes in solid wood, wood derivatives and laminates. For use on hand-held power drills and drill presses.

541 Stop Collars

D mm		ORDER NO.	Spare parts	
5	10	**541.050.00**	990.002.00	991.062.00
6	10	**541.060.00**	990.002.00	991.062.00
8	10	**541.080.00**	990.002.00	991.062.00
10	10	**541.100.00**	990.002.00	991.062.00
12	10	**541.120.00**	990.002.00	991.062.00

Stop collars with precision clamping nut and key for quick and easy assembly.

Dowel Drills for MAFELL® & Hand-Held Routers

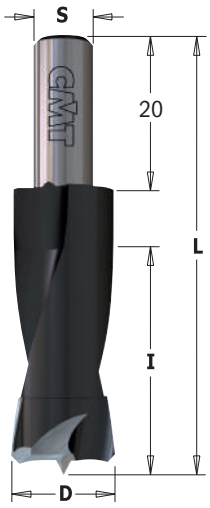

312

HW Z2 RH

D mm	I mm	L mm	S mm		ORDER NO. Right-hand rotation	
4	30	58	8	10	**312.040.11**	
5	30	58	8	10	**312.050.11**	
6	30	58	8	10	**312.060.11**	
8	30	58	8	10	**312.080.11**	
10	30	58	8	10	**312.100.11**	
12	30	58	8	10	**312.120.11**	
14	30	58	8	10	**312.140.11**	
16	30	58	8	10	**312.160.11**	

These drill bits are made with high-strength steel ito facilitate high speed rotation.
Perfect for creating blind holes in solid wood, wood derivatives and laminates.
For use on hand-held routers and MAFELL® machines - model DD40

Spare parts 990.003.00 — *Optional* 990.088.00

SHARPENING WITH CHAMFER

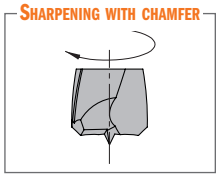

TECHNICAL DETAILS:
- Super strength steel
- Black P.T.F.E. coating
- HW precision balanced centre point
- 2 HW precision ground cutting edges [Z2]
- No lateral spurs
- 2 spiral flutes
- Parallel shank with driving flat and length adjusting screw.

Router Bits for DOMINO® Joining Machines by FESTOOL®



380

HW HWM Z2 RH

D mm	I mm	L mm	S mm	FESTOOL®		ORDER NO. Right-hand rotation
• 4	11	38	M6x0,75	DF500	10	**380.040.11**
5	20	49	M6x0,75	DF500	10	**380.050.11**
6	28	49	M6x0,75	DF500	10	**380.060.11**
8	28	49	M6x0,75	DF500	10	**380.080.11**
10	28	49	M6x0,75	DF500	10	**380.100.11**
8	50	90	M8x1	DF700	10	**380.081.11**
10	70	90	M8x1	DF700	10	**380.101.11**
12	70	90	M8x1	DF700	10	**380.121.11**
14	70	90	M8x1	DF700	10	**380.141.11**

• **HWM**

TECHNICAL DETAILS:
- Premium quality super-strength steel
- Black P.T.F.E. coating
- HWM head
- No lateral spurs
- 2 cutting edges [Z2]
- 2 spiral flutes.

APPLICATION:
for use on "DOMINO® machines to rout slots for hinges.





®Brand names mentioned in CMT products are the property of their respective owners (see back cover)
www.dahm.no

Brad Point Bits



517

SP HSS Z2 RH

D mm	I mm	L mm	S mm		ORDER NO. Right-hand rotation SP	ORDER NO. Right-hand rotation HSS
3	33	61	3,0	1	**517.030.31**	**517.030.51**
4	43	75	4	1	**517.040.31**	**517.040.51**
new 4,5	47	80	4,5	1		**517.045.51**
5	52	86	5	1	**517.050.31**	**517.050.51**
6	57	93	6	1	**517.060.31**	**517.060.51**
7	69	109	7	1	**517.070.31**	**517.070.51**
8	75	117	8	1	**517.080.31**	**517.080.51**
9	80	120	9	1	**517.090.31**	**517.090.51**
10	80	120	10	1	**517.100.31**	**517.100.51**
11	89	142	8	1	**517.110.31**	**517.110.51**
12	96	151	8	1	**517.120.31**	**517.120.51**
13	96	151	8	1	**517.130.31**	**517.130.51**
14	96	151	10	1	**517.140.31**	**517.140.51**
15	100	160	10	1	**517.150.31**	**517.150.51**
16	100	160	10	1	**517.160.31**	**517.160.51**
18	130	180	10	1	**517.180.31**	
20	135	200	10	1	**517.200.31**	

SP

Technical details:
- Super strength SP steel
- Precision balanced center point
- 2 precision ground SP cutting edges [Z2]
- 2 flutes.

Application:
for drilling holes in natural wood.

HSS

Technical details:
- Super strength HSS steel
- Long lasting cutting performance
- Precision balanced center point
- 2 precision ground cutting edges [Z2]
- 4 spiral flutes.

Application:
used for drilling holes in soft and hardwood.
Long-lasting cutting performance.

Brad Point Bit Sets





517

HSS SP Z2 RH

5-Piece Brad Point Bit Set
An economical collection of the five most popular sized brad points - 4, 5, 6, 8 and 10mm. Safely packaged in a reusable plastic case for easy storage and access.

8-Piece Brad Point Bit Set
A complete collection of the most popular brad points in the most requested sizes - 3, 4, 5, 6, 7, 8, 9 and 10mm. Safely packaged in a reusable plastic case for easy storage and access.

Description	Z	Bit Diameter		ORDER NO. Right-hand rotation
5-Pcs. HSS Brad Point Set	4 flutes	Ø4-5-6-8-10mm	50	**517.001.01**
5-Pcs. SP Brad Point Set	2 flutes	Ø4-5-6-8-10mm	50	**517.001.00**
8-Pcs. HSS Brad Point Set	4 flutes	Ø3-4-5-6-7-8-9-10mm	30	**517.002.01**
8-Pcs. SP Brad Point Set	2 flutes	Ø3-4-5-6-7-8-9-10mm	30	**517.002.00**

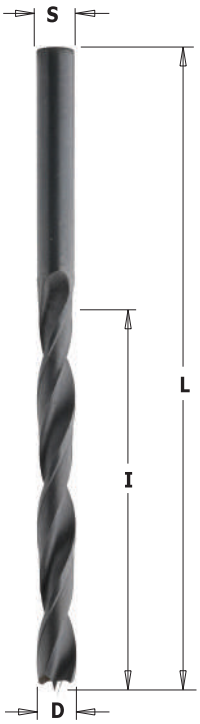

516

HSS Z2 RH LH

D mm	I mm	L mm	S mm		ORDER NO. Right-hand rotation	ORDER NO. Left-hand rotation
2	24	49	2	10	516.020.51	516.020.52
2,5	30	57	2,5	10	516.025.51	516.025.52
3	33	61	3	10	516.030.51	516.030.52
3,5	39	70	3,5	10	516.035.51	516.035.52
4	43	75	4	10	516.040.51	516.040.52
4,5	47	80	4,5	10	516.045.51	516.045.52
5	52	86	5	10	516.050.51	516.050.52
5,5	57	93	5,5	10	516.055.51	516.055.52
6	57	93	6	10	516.060.51	516.060.52
7	69	109	7	10	516.070.51	516.070.52
8	75	117	8	10	516.080.51	516.080.52
9	81	125	9	10	516.090.51	516.090.52
10	87	133	10	10	516.100.51	516.100.52

TECHNICAL DETAILS:
- Super strength HSS steel
- Long lasting cutting performance
- Precision balanced centre point
- 2 precision ground cutting edges [Z2]
- 2 spiral flutes
- Common shank and cutting diameter (S=D).

APPLICATION:
for drilling blind holes in soft and medium-density wood.

Drill Bits for ANUBA® Hinges



515

HSS Z2 RH

ANUBA® nr.	d mm	D-S mm	l_1 mm	I mm	LB mm	L mm		ORDER NO. Right-hand rotation
9,5	3,8	5,2	18	56	74	132	1	515.095.51
11	4,8	5,7	17	60	76	145	1	515.110.51
13	5,8	6,7	18	68	83	155	1	515.130.51
14,5	6,3	7,2	19	75	89	165	1	515.145.51
16	6,7	7,7	25	85	100	165	1	515.160.51
18	7,7	8,7	25	85	102	165	1	515.180.51
20	8,8	9,8	25	90	104	165	1	515.200.51

Parallel Shank with Driving Flat

ANUBA® nr.	d mm	D mm	I mm	LB mm	S mm	L mm		ORDER NO. Right-hand rotation
13	5,2	6,5	15	50	10x35	85	1	515.131.51
14	5,5	7	15	55	10x35	90	1	515.141.51
16	6	7,7	15	60	10x35	95	1	515.161.51

TECHNICAL DETAILS:
- Super strength HSS steel
- 2 HSS precision ground cutting edges [Z2]
- 2 spiral flutes.

APPLICATION:
for drilling holes in medium density wood.
For the installation of ANUBA® hinges.







®Brand names mentioned in CMT products are the property of their respective owners (see back cover)

www.dahm.no

Countersinks with Threaded Shank



350

HW Z2 RH LH

B mm	S mm				ORDER NO. Right-hand rotation	ORDER NO. Left-hand rotation
3	M10/Ø11x4			10	**350.030.11**	**350.030.12**
4	M10/Ø11x4			10	**350.040.11**	**350.040.12**
5	M10/Ø11x4			10	**350.050.11**	**350.050.12**

TECHNICAL DETAILS:
- Super strength steel
- 2 HW precision ground cutting edges [Z2]
- Fastening screw for quick and easy drill bit change.

Spare parts
990.001.00

APPLICATION:
for use with spiral bits featuring a parallel shank of equal dimension to countersink shank diameter.



351

B mm	S mm				ORDER NO. Right-hand rotation	ORDER NO. Left-hand rotation
3	M10/30°			10	**351.030.11**	**351.030.12**
4	M10/30°			10	**351.040.11**	**351.040.12**
5	M10/30°			10	**351.050.11**	**351.050.12**

TECHNICAL DETAILS:
- Super strength steel
- 2 HW precision ground cutting edges [Z2]
- Fastening screw for quick and easy drill bit change.

Spare parts
990.001.00

APPLICATION:
for use with spiral bits featuring a parallel shank of equal dimension to countersink shank diameter.

Adjustable Countersink



521.001

HW Z2 RH

d mm	D mm		ORDER NO. Right-hand rotation
3 ~ 7	11 ~ 15	10	**521.001.11**

Spare parts
990.061.00 991.067.00

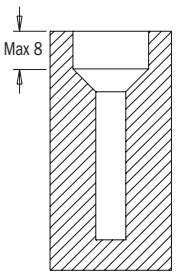

TWIST DRILLS	OVERALL DIAMETER
Ø3	Ø11
Ø4	Ø12
Ø5	Ø13
Ø6	Ø14
Ø7	Ø15

TECHNICAL DETAILS:
- Super strength steel
- 2 HW precision ground cutting edges [Z2]
- Fastening screw for quick and easy drill bit change.

APPLICATION:
for use with spiral bits featuring a parallel shank of equal dimension to countersink shank diameter.
Twist drill bit NOT included

Drill Bits with 45° Countersink Set



521A

HW Z2 RH

d mm	D mm	D₂ mm	A	S mm		ORDER NO. Right-hand rotation	Spare parts		
3	12	10	45°	8	10	**521.312.11A**	521.312.11	517.030.51P	541.101.00
4	12	10	45°	8	10	**521.412.11A**	521.412.11	517.040.51P	541.101.00
new 4,5	16	14	45°	10	10	**521.4516.11A**	521.4516.11	517.045.51P	541.141.00
5	16	14	45°	10	10	**521.516.11A**	521.516.11	517.050.51P	541.141.00
6	16	14	45°	10	10	**521.616.11A**	521.616.11	517.060.51P	541.141.00

Spare parts: **990.014.00** Screw
991.060.00 Hex key

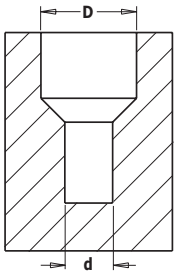

TECHNICAL DETAILS:
- Super strength steel
- Countersink: 2 HW precision ground cutting edges [Z2].

APPLICATION:
for drilling countersink and blind holes in solid wood, wood derivatives and laminates.
For use with hand-held power drills or drill presses.

Stop collars with precision clamping nut for quick and easy assembly.
The DELRIN® protection sleeve lets you work without marring the workpiece.

Drill Bits with 90° Countersink Set



515A

HW Z2 V2 RH

d mm	D mm	D₂ mm	S mm		ORDER NO. Right-hand rotation	Spare parts		
4	12	10	10	10	**515.412.11A**	515.412.11	517.040.51P	541.101.00
4	14	12	10	10	**515.414.11A**	515.414.11	517.040.51P	541.121.00
new 4	15	14	10	10	**515.415.11A**	515.415.11	517.040.51P	541.141.00
5	15	14	10	10	**515.515.11A**	515.515.11	517.050.51P	541.141.00
6	14	12	10	10	**515.614.11A**	515.614.11	517.060.51P	541.121.00
6	15	14	10	10	**515.615.11A**	515.615.11	517.060.51P	541.141.00

Spare parts: **990.014.00** Screw
991.060.00 Hex key

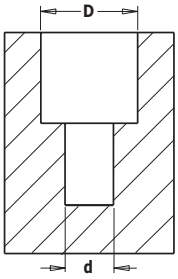

TECHNICAL DETAILS:
- Super strength steel
- Countersink: 2 HW precision ground cutting edges [Z2]
- Countersink: 2 HW negatively ground spurs [V2].

APPLICATION:
for drilling countersink and blind holes in solid wood, wood derivatives and laminates.
For use with hand-held power drills or drill presses.

Stop collars with precision clamping nut for quick and easy assembly.
The DELRIN® protection sleeve lets you work without marring the workpiece.

Stop Collars with DELRIN® Sleeve

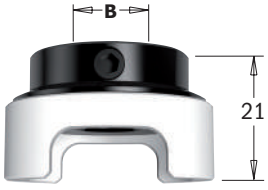

541

B mm		ORDER NO.	Spare parts	
10	1	**541.101.00**	990.014.00	991.060.00
12	1	**541.121.00**	990.014.00	991.060.00
14	1	**541.141.00**	990.014.00	991.060.00

Stop collars with precision clamping nut for quick and easy assembly.
The DELRIN® protection sleeve lets you work without leaving marks on the workpiece.

®Brand names mentioned in CMT products are the property of their respective owners (see back cover)

www.dahm.no

45° Countersink with Parallel Shank

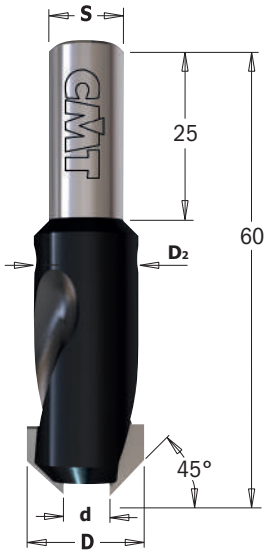

521

HW Z2 RH LH

d mm	D mm	D₂ mm	A	S mm		ORDER NO. Right-hand rotation	ORDER NO. Left-hand rotation	Spare parts
3	12	10	45°	8	10	**521.312.11**	**521.312.12**	990.014.00
4	12	10	45°	8	10	**521.412.11**	**521.412.12**	990.014.00
new 4,5	16	14	45°	10	10	**521.4516.11**		990.014.00
5	16	14	45°	10	10	**521.516.11**	**521.516.12**	990.014.00
6	16	14	45°	10	10	**521.616.11**	**521.616.12**	990.014.00

Spare parts: **991.060.00** 2mm hex key

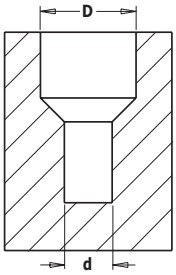

Technical details:
- Super strength steel
- 2 HW precision ground cutting edges [Z2].

Application:
for use with spiral bits featuring a parallel shank of equal dimension to countersink shank diameter.

90° Countersink with Parallel Shank

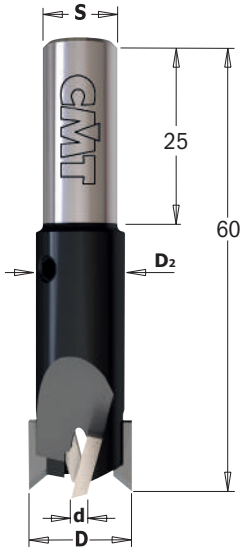

515

HW Z2 V2 RH

d mm	D mm	D₂ mm	A	S mm		ORDER NO. Right-hand rotation		Spare parts
4	12	10	90°	10	10	**515.412.11**		990.014.00
4	14	12	90°	10	10	**515.414.11**		990.014.00
new 4	15	14	90°	10	10	**515.415.11**		990.014.00
5	15	14	90°	10	10	**515.515.11**		990.014.00
6	14	12	90°	10	10	**515.614.11**		990.014.00
6	15	14	90°	10	10	**515.615.11**		990.014.00

Spare parts: **991.060.00** 2mm hex key

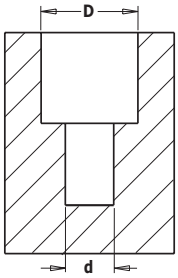

Technical details:
- Super strength steel
- 2 HW precision ground cutting edges [Z2]
- 2 HW negatively ground spurs [V2].

Application:
for use with spiral bits featuring a parallel shank of equal dimension to countersink shank diameter.

90° Solid Carbide Countersink with Parallel Shank



521

HWM Z3 RH

D mm	I mm	L mm	S mm		ORDER NO. Right-hand rotation	
19,5	9	70	10x48	10	**521.002.11**	

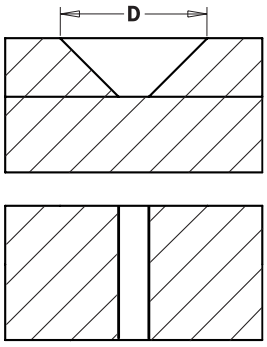

For drilling use bits serie **516** or **517**

TECHNICAL DETAILS:
- For making 90° countersink blind holes accepting flat-head fasteners that sit flush with the surface.
- 3 wear-resistant precision ground cutting edges providing a smooth finish on hardened materials.
- Solid carbide tool that is harder than cobalt steel, providing a longer tool life at higher speeds.
- Parallel shank to accommodate most drill chucks.
- Suitable for wood, wood-based, non-ferrous materials and metal.

Drill Bit with Countersink for Screw Joints

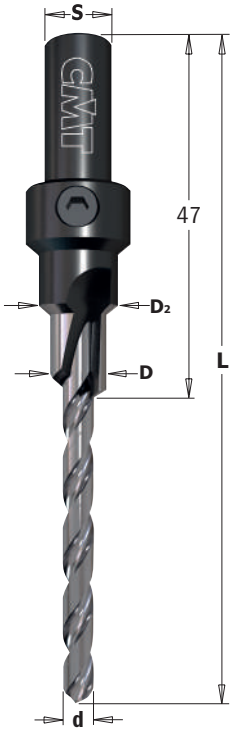

515

SP Z1 RH

d mm	D mm	D₂ mm	L mm	S mm		ORDER NO. Right-hand rotation	
4,2	7,6	10,6	87	9	1	**515.042.31**	
5	7,6	10,6	93,7	9	1	**515.050.31**	

TECHNICAL DETAILS:
- Super strength SP steel
- Long lasting cutting performance
- 1 SP precision ground cutting edge [Z1]
- 1 spiral flute.

APPLICATION:
for drilling blind holes in soft and hardwood.

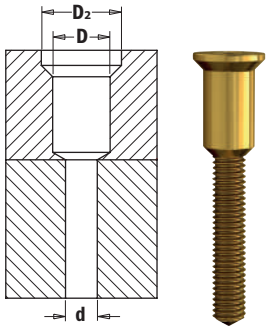

CMT FASTX4 THE HOLE SAW REVOLUTION

An innovative new system that offers great advantages to all professionals!

X1 FAST LOCK

ALL IN ONE CLICK!

A unique patented Fast Lock System which enables quick changes between cylinder sizes and types in seconds! The only system that allows hole saw cylinder and pilot drill parts to be changed without tool assistance.



X2 FAST DRILL

FAST DRILLING IN ALL CONDITIONS!

Our hole saws have unique body geometry and specially sharpened teeth which provide fast, precise cutting, even at extreme angles.

- pre-drill at the desired angle
- push the hole saw forward back in position and complete the hole.



X3 FAST BORE ENLARGEMENT

BORE ENLARGEMENT MADE EASY!

CMT has a flash solution for bore enlargement. Our innovative pilot drill bit can fit two hole saws at once, allowing you to broaden a hole in mere seconds.



X4 FAST PLUG REMOVAL

PLUG REMOVAL IN ONE QUICK CLICK!

No more screwdrivers or fastening tools! Remove the plug effortlessly simply by reversing the pilot drill bit.





Hole Saws



PRODUCTS		PAGE
Bi-Metal Plus 8% Cobalt	FASTX4	366-367
Tungsten Carbide-Tipped	FASTX4	368-369
Tungsten Carbide-Tipped Long	FASTX4	370
Diamond Dry	FASTX4	371
Diamond Dry		372
Diamond Dry for Angle Grinder		373
Diamond Dry Special Bits for Angle Grinder		374-375
Diamond Dry Wheels for Angle Grinder		375



Watch the video on YouTube

FASTX4 SYSTEM: THE HOLE SAW REVOLUTION!

The innovative patented **FASTX4** system makes the hole saw arbor obsolete. These hole saws have been specifically designed to ensure maximum productivity, lifetime and performance in all materials. CMT offers a professional range for electricians, carpenters, builders, kitchen fitters and all related heating, ventilation and plumbing trades.

SERIES 550 TUNGSTEN CARBIDE-TIPPED
SERIES 553 TUNGSTEN CARBIDE-TIPPED LONG



HW — **LONG LASTING CONSTRUCTION GRADE CARBIDE.**
Specially formulated construction grade carbide used for cutting teeth provide 10 times longer cutting life.

Tungsten carbide-tipped multi-purpose hole saws are designed for use in a wide variety of materials such as soft and hardwoods, chipboard, plywood, MDF, plastic, gypsum/plasterboard, soft tiles (surface hardness ≤6 Mohs), solid brick, brick with cavities, aerated concrete block, lightweight aggregate block, breeze block and soft density lime-sandstone building block (max 30 N/mm² hardness).

SERIES 551 BI-METAL PLUS 8% COBALT



BIM 8% Co — **BI-METAL PLUS 8% COBALT**
Premium bi-metal with 8% Cobalt provides Xtreme results in performance and up to 50% longer lifetime than the competition.

Special tooth geometry with regular pitch provides smoother cuts and better chip clearance preventing clogging and heat build-up. Teeth are alternate & side set to minimize binding and friction requiring less feed pressure. Ideal for mild steel (up to 1000 N/ mm2 strength), stainless steel, non-ferrous metal, aluminium, cast iron, copper and galvanized sheet metal.

SERIES 552 DIAMOND DRY



GRIT — **DIAMOND GRIT PREMIUM GRADE**
Diamond grit featuring strong cubo-octahedral inclusion-free heat-resistant crystals guarantees fast clean cutting and 10 times longer lifetime.

The diamond dry continuous edge hole saw was specially developed for drilling very hard materials such as tile (ceramic, gres, etc.), hard stone (granite, marble, etc.) and artifical stone (OKITE®, SILESTONE®, etc.), applications far too daunting for the conventional hole saw. These hole saws guarantee excellent performance and superior lifetime even in the most challenging materials.

EYE-CATCHING PACKAGING



03.01.0297 *(empty box)*



03.01.0296 *(empty box)*



Teeth are protected with heat shrink wrap

®Brand names mentioned in CMT products are the property of their respective owners (see back cover)

www.dahm.no

FASTX4 Hole Saw Application Chart

CMT ORANGE TOOLS®

The number of holes is approximate. Feed speed, coolant, material type/quality/thickness and proper use of the tool will directly influence performance values and life span.

Material	Series 550 553	Series 551	Series 552	Tips
Soft and hardwood	>500 holes	<30 holes		
Plywood, counter-tops	>500 holes	<30 holes		
MDF, chipboard, veneer	>500 holes	<30 holes		
Laminate, TRESPA®, HPL	>500 holes	<10 holes		
Gypsum and plasterboard	>500 holes	<50 holes		
Fibercement board, ETERNIT®	>50 holes	<10 holes		
Sandwich materials		50~75 holes		
Plastic	>100 holes	<20 holes		
Fiberglass	50~100 holes			
Acrylic glass	>100 holes			
Roofing & soft tile	>50 holes			Not suitable for ceramic tiles
Solid brick, masonry	>50 holes			
Perforated brick	>50 holes			
Lime brick	>50 holes			
Porous and lightweight concrete	>500 holes	<20 holes		
Metal and thin sheet metal		10~40 holes		Use coolant oil
Non-ferrous metal		50~75 holes		Use coolant oil
Aluminium		50~75 holes		Use coolant oil
Stainless steel		30~50 holes		Use coolant oil. Low speed.
Cast iron		5~10 holes		Use coolant oil
Copper, galvanized sheet metal, brass		50~75 holes		Use coolant oil
Tile (porcelain, gres, quarry)			10~50 holes	Reapply lubricating wax on diameters ranging from Ø5mm to Ø16mm
Hard stone (granite, marble), OKITE®			10~50 holes	Reapply lubricating wax on diameters ranging from Ø5mm to Ø16mm

Examples of applications based on diameter and user (may vary from country to country)

Diameter in mm	19	22	25	30	35	40	44	48	51	54	57	60	64	68	70	76	83	86	92	102	105	127	152	
Application																								**User**
Fitted light	●	●	●	●	●	●	●	●	●	●	●	●	●	●	●	●	●	●	●		●			Electrician
Cable feedthrough box				●	●							●						●						
Switch boxes													●											
Plug sockets														●										
Junction boxes															●	●								
Distributor boxes																	●	●						
Air conditioning pipes																				●	●			Heating fitter
Sanitary and heating pipes	●		●	●	●																			Plumber and heating fitter
Sanitary, drain and water pipes (insulated)						●	●	●																

®Brand names mentioned in CMT products are the property of their respective owners (see back cover)

www.dahm.no

551



MATERIALS

- metals (up to 1000 N/mm2 strength)
- mild steel,
- stainless steel
- non-ferrous metals, aluminum
- sandwich materials
- cast iron
- copper, galvanized sheet metal, brass
- Stainless

BIM 8% Co

Bi-Metal Plus 8% Cobalt
Premium bi-metal with 8% cobalt provides outstanding performance and extends lifetime up to 50% longer than the competition.

2X LONGER LIFE

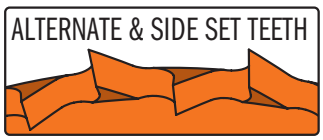

Tooth design
Special tooth geometry with regular pitch provides a smoother cut and better chip clearance preventing clogging and heat build-up. Teeth are alternate & side set to minimize binding and friction requiring less feed pressure.





Stainless steel and cast iron



Galvanized sheet metal, aluminium and copper

SPEED KILLS!

Operating at higher speeds than those indicated will shorten hole saw life and produce very inefficient cutting.

FEED PRESSURE:

Always consider materials in use and project type. Apply sufficient feed pressure to aid proper chip removal. Reduce the pressure when hole saw becomes hot or if teeth start to clog. Insufficient feed pressure will lead to premature tooth dulling. Too much pressure will totally destroy teeth.

COOLING LUBRICANT:

When drilling metals, lubrication serves several purposes :
- it cools the saw and workpiece
- it reduces heat and abrasion which shortens cutting life
- it helps remove swarf from the cutting surface
- it extends hole saw life by 500%.

Never use hammer mechanism with these holesaws!

NEVER USE HAMMER MECHANISM

D mm	D inches	Metal RPM	Stainless Steel RPM	Cast Iron RPM	Aluminium RPM	S		Order No.
16	5/8	550	270	370	800	Hexagonal	10	551-016 ■
19	3/4	470	230	310	670	Hexagonal	10	551-019 ■
20	13/16	440	220	290	640	Hexagonal	10	551-020 ■
22	7/8	400	200	270	580	Hexagonal	10	551-022 ■
25	1	350	170	230	510	Hexagonal	10	551-025 ■
27	1-1/16	330	160	220	470	Hexagonal	10	551-027 ■
29	1-1/8	310	150	200	440	Hexagonal	10	551-029 ■
30	1-3/16	300	140	190	430	Hexagonal	10	551-030 ■
32	1-1/4	280	140	180	400	Hexagonal	10	551-032 ■
35	1-3/8	250	120	170	370	Hexagonal	10	551-035 ■
38	1-1/2	230	110	150	340	Hexagonal	10	551-038 ■
40	1-9/16	220	110	150	320	Hexagonal	10	551-040 ■
43	1-11/16	210	100	140	300	Hexagonal	10	551-043 ■
44	1-3/4	200	100	130	290	Hexagonal	10	551-044 ■
48	1-7/8	180	90	120	270	Hexagonal	10	551-048 ■
51	2	170	85	110	250	Hexagonal	10	551-051 ■
52	2-1/16	160	80	110	240	Hexagonal	10	551-052 ■
54	2-1/8	160	80	110	240	Hexagonal	10	551-054 ■
57	2-1/4	160	75	100	220	Hexagonal	10	551-057 ■
64	2-1/2	140	70	90	205	Hexagonal	10	551-064 ■
65	2-9/16	140	70	90	205	Hexagonal	10	551-065 ■
70	2-3/4	130	60	80	185	Hexagonal	10	551-070 ■
73	2-7/8	120	60	80	180	Hexagonal	10	551-073 ■
76	3	120	55	75	170	Hexagonal	10	551-076 ■
79	3-1/8	110	55	70	165	Hexagonal	10	551-079 ■
83	3-1/4	105	50	70	155	Hexagonal	10	551-083 ■
86	3-3/8	105	50	65	150	Hexagonal	10	551-086 ■
89	3-1/2	100	50	65	145	Hexagonal	10	551-089 ■
92	3-5/8	95	45	60	140	Hexagonal	10	551-092 ■
102	4	85	45	55	130	Hexagonal	5	551-102 ■
105	4-1/8	80	40	55	120	Hexagonal	5	551-105 ■
108	4-1/4	80	40	55	120	Hexagonal	5	551-108 ■
114	4-1/2	80	40	55	120	Hexagonal	5	551-114 ■
127	5	70	35	45	90	Hexagonal	[2]	551-127 ■
133	5-1/4	65	35	45	90	Hexagonal	2	551-133 ■
140	5-1/2	65	30	40	85	Hexagonal	2	551-140 ■
152	6	55	25	35	75	Hexagonal	2	551-152 ■
168	6-5/8	55	25	35	75	Hexagonal	2	551-168 ■
Cooling		Cutting oil	Cutting oil	Dry	Turpentine			

■ *Until stock last*





551-HS1

For Bi-Metal PLUS hole saws **Ø16-30mm** (5/8" - 1-3/16").
Hexagonal shank for **10mm** (25/64") chuck, HSS centering tip, total length 160mm (6-5/16").

Pack Qty. 10 pc





551-HS2

For Bi-Metal PLUS hole saws **Ø32mm** (1-1/4") and above.
Hexagonal shank for **13mm** (1/2") chuck, HSS centering tip, total length 160mm (6-5/16").

CMT ORANGE TOOLS®

550



HW **Long Lasting Construction Grade Carbide.**
Cutting teeth made from specially formulated construction grade carbide which provides longer cutting life.

Secured Tooth Technology
Thanks to advanced technology, cutting teeth are securely anchored which means they stand up to hard materials and resist breakage.

10X LONGER LIFE **5X** FASTER



Effortless plug removal thanks to integrated slots providing leverage.

MATERIALS

- soft, hardwood and plywood
- chipboard, MDF, veneer, laminate and counter-tops (pre-drill the laminate/melamine by using left-hand rotation for clean finishing)
- gypsum, plasterboard, fibercement board, ETERNIT®
- plastic (TRESPA®, PVC, nylon, polyester)
- fiberglass and acrylic glass
- soft tile (surface hardness ≤6 Mohs), solid brick and brick with cavities, aerated concrete block, lightweight aggregate block and breeze block, soft density lime-sandstone building block (max 30 N/mm2 hardness); for hardness >30 N/mm2 use diamond dry hole saws.



Soft tile (surface hardness ≤6 Mohs)



Wood & MDF



TRESPA® & Plastic



Plasterboard



Soft brick



Lime bricks

For optimum cutting lifetime, always follow speed recommendations!
Speed affects hole quality. For best results, use the centering tip to pre-bore.
Never use hammer mechanism with these hole saws.

NEVER USE HAMMER MECHANISM

®Brand names mentioned in CMT products are the property of their respective owners (see back cover)

www.dahm.no

FASTX4 Multi-Purpose Hole Saws

CMT ORANGE TOOLS®

D mm	D inches	Z	Wood & Mdf RPM	Pvc & Fiberglass RPM	Masonry, brick RPM	Soft Tile RPM	S		Order No.
19	3/4	1	1.600	1.000	1.000	640	Hexagonal	10	**550-019** ■
20	13/16	1	1.600	1.000	1.000	640	Hexagonal	10	**550-020** ■
30	1-3/16	1	1.070	910	910	430	Hexagonal	10	**550-030** ■
38	1-1/2	2	840	720	720	340	Hexagonal	10	**550-038** ■
40	1-9/16	2	800	680	680	320	Hexagonal	10	**550-040** ■
48	1-7/8	2	680	580	580	270	Hexagonal	10	**550-048** ■
52	2-1/16	3	620	530	530	250	Hexagonal	10	**550-052** ■
56	2-3/16	3	570	490	490	230	Hexagonal	10	**550-056** ■
185	7-1/4	7	200	150	150	120	Hexagonal	2	**550-185** ■
210	8-1/4	7	200	150	150	120	Hexagonal	1	**550-210** ■
225	8-7/8	9	160	120	120	95	Hexagonal	1	**550-225** ■
260	10-1/4	9	150	110	110	80	Hexagonal	1	**550-260** ■
270	10-5/8	9	140	100	100	70	Hexagonal	1	**550-270** ■

■ *Until stock last*

Hole Saws Accessories

Pack Qty. 10 pc

550-HS1 **For Ø20-30mm (25/32" - 1-3/16")**
Hexagonal shank for **10mm** (25/64") chuck, HSS centering tip, total length 180mm (7-5/64").





550-HW1 **For Ø20-30mm (25/32" - 1-3/16")**
Hexagonal shank for **10mm** (25/64") chuck, HW centering tip, total length 180mm (7-5/64").





550-HS2 **For Ø32mm (1-1/4") and above**
Hexagonal shank for **13mm** (1/2") chuck, HSS centering tip, total length 180mm (7-5/64").







550-HW2 **For Ø32mm (1-1/4") and above**
Hexagonal shank for **13mm** (1/2") chuck, HW centering tip, total length 180mm (7-5/64").







550-DB1 Adapter for easy bore enlargement and plug removal. For use with hole saws with different hexagonal shank sizes. Hexagonal shank **13mm** (1/2").





**Bore: achievable when hole saws in use have a 9mm minimum size difference between largest and smallest diameter.*

550-HS2XL For **Ø32mm (1-1/4") and above.**
Long heavy duty, hexagonal shank for 13mm (1/2") chucks, HSS centering tip, total length 320mm (12-19/32").





550-HW2XL **Ø32mm (1-1/4") and above.**
Long heavy duty, hexagonal shank for 13mm (1/2") chucks, HW centering tip, total length 320mm (12-19/32").





551-HS2XL **Ø32mm (1-1/4") and above.**
Long heavy duty, hexagonal shank for 13mm (1/2") chucks, HSS centering tip, total length 320mm (12-19/32").





550-EX1 / 550-EX2 **Extension for Pilot Bits.**
Long heavy duty, hexagonal shank for 13mm (1/2") chucks. Not compatible with XL accessories.



S	L mm	L inches	B mm		Order No.
Hexagonal	300	11-13/16	10	10	**550-EX1**
Hexagonal	300	11-13/16	13	10	**550-EX2**

550-SDS1 / 550-SDS2 **SDS Adapter for Pilot Bits.**
SDS shank. Not compatible with **XL** and **EX** accessories.

S	L mm	L inches	B mm		Order No.
SDS	95	3-3/4	10	10	**550-SDS1**
SDS	95	3-3/4	13	10	**550-SDS2**



FASTX4 Multi-Purpose Long Hole Saws

CMT ORANGE TOOLS®

553



HW **Long Lasting Construction Grade Carbide.** Specially formulated construction grade carbide means longer lifetime for cutting teeth.

Secured Tooth Technology Thanks to advanced technology, cutting teeth are securely anchored which means they stand up to hard materials. Thanks to advanced technology, cutting teeth are better anchored which means they stand up to hard materials and resist breakage.

10X LONGER LIFE **5X FASTER**







553-CP2 **Heavy Duty centering pin Ø10mm (25/64").**
Hexagonal shank for 13mm (1/2") chucks, total length 330mm (13"). Not compatible with **EX** and **SDS** accessories.



D mm	D inches	Z	Wood & Mdf RPM	Pvc & Fiberglass RPM	Masonry, brick RPM	Tile RPM	S		Order No.
32	1-1/4	1	800	600	600	400	Hexagonal	10	553-032 ■
45	1-3/4	2	600	450	450	350	Hexagonal	10	553-045 ■
51	2	2	600	450	450	350	Hexagonal	10	553-051 ■
60	2-3/8	2	500	350	350	300	Hexagonal	10	553-060 ■
65	2-9/16	3	500	350	350	300	Hexagonal	10	553-065 ■
68	2-11/16	3	500	350	350	300	Hexagonal	10	553-068 ■
70	2-3/4	3	500	350	350	300	Hexagonal	10	553-070 ■
76	3	3	500	350	350	300	Hexagonal	10	553-076 ■
80	3-5/32	3	300	250	250	200	Hexagonal	10	553-080 ■
83	3-1/4	3	300	250	250	200	Hexagonal	10	553-083 ■
86	3-3/8	3	300	250	250	200	Hexagonal	10	553-086 ■
92	3-5/8	3	300	250	250	200	Hexagonal	10	553-092 ■
102	4	4	300	250	250	200	Hexagonal	5	553-102 ■
105	4-1/8	4	300	250	250	200	Hexagonal	5	553-105 ■
111	4-3/8	4	200	150	150	120	Hexagonal	5	553-111 ■
114	4-1/2	4	200	150	150	120	Hexagonal	5	553-114 ■
121	4-3/4	4	200	150	150	120	Hexagonal	5	553-121 ■
127	5	5	200	150	150	120	Hexagonal	5	553-127 ■
130	5-1/8	5	200	150	150	120	Hexagonal	5	553-130 ■
133	5-1/4	5	200	150	150	120	Hexagonal	5	553-133 ■
140	5-1/2	5	200	150	150	120	Hexagonal	1	553-140 ■
152	6	5	200	150	150	120	Hexagonal	1	553-152 ■
160	6-5/16	6	200	150	150	120	Hexagonal	1	553-160 ■
177	7	6	200	150	150	120	Hexagonal	1	553-177 ■
190	7-1/2	6	200	150	150	120	Hexagonal	1	553-190 ■
210	8-1/4	7	200	150	150	120	Hexagonal	1	553-210 ■

■ *Until stock last*

542.100.51 HSS Auger bit **Ø10mm** (25/64") to pre-drill deep holes in wood and wood-based. Hexagonal shank, total length 200mm (7-7/8").



553-HW10 Tungsten Carbide tipped bit **Ø10mm** (25/64") for pre-drilling deep holes in masonry. Hexagonal shank, total length 200mm (7-7/8").



Pack Qty. 10 pc





www.dahm.no

552



Diamond dry hole saw with continuous edge have been specially developed for professionals that need to drill in extremely hard materials where it is increasingly difficult to drill with conventional hole saws. These hole saws guarantee excellent performance and superior lifetime!

MATERIALS

- tile (ceramic, gres, etc.)
- hard stone (granite, marble, etc.)
- artificial stone (OKITE®, SILESTONE®, etc.)

GRIT **Diamond Grit Premium Grade**
Diamond grit featuring strong cubo-octahedral inclusion-free heat-resistant crystals guarantees fast clean cutting and 10 times longer lifetime.

D mm	D inches	Tiles (Ceramic & Gres) Hard Stone, Artifical Stone	S		Order No.
20	13/16	RPM 1500 ~ 4000	Hexagonal	10	**552-020** ■
55	2-3/16	RPM 1500 ~ 4000	Hexagonal	10	**552-055** ■
73	2-7/8	RPM 1500 ~ 4000	Hexagonal	10	**552-073** ■
76	3	RPM 1500 ~ 4000	Hexagonal	10	**552-076** ■
111	4-3/8	RPM 1500 ~ 4000	Hexagonal	5	**552-111** ■

■ *Until stock last*



← Filled with cooling wax **552-WAX**

552-DD1

For diamond dry hole saws ≤ **Ø30mm** (1-3/16").
Hexagonal shank for **10mm** (25/64") chuck, 8mm diamond centering tip, total length 143mm (5-5/8").

Pack Qty. 10 pc



← Filled with cooling wax **552-WAX**

552-DD2

For diamond dry hole saws ≥ **Ø32mm** (1-1/4").
Hexagonal shank for **13mm** (1/2") chuck, 10mm diamond centering tip, total length 143mm (5-5/8").



552-WAX Cooling & lubricating wax

Pack qty. **10 pcs.**

Tips for use: While drilling, the wax will melt away (eliminated along with drilling waste). This facilitates cooling and lubrication. Replenish wax after every use (when still warm) to extend lifetime. **Jar 20ml. (0.68oz)**



Diamond dry step-by-step





Never use the hammer mechanism with these hole saws.
We recommend the use of a high speed drill (minimum 14V).
For best results, use the centering tip to pre-bore.
Use of the centering tip reduces the risk of slipping.

®Brand names mentioned in CMT products are the property of their respective owners (see back cover)

www.dahm.no







RPM 2200 ~ 4000

552-0

D mm	D inches	I mm	L mm	Tiles (Ceramic & Gres) Hard Stone, Artifical Stone	S		ORDER NO.
5	13/64	30	68	RPM 2200 ~ 4000	Hexagonal	10	552-005
6	1/4	30	68	RPM 2200 ~ 4000	Hexagonal	10	552-006
8	5/16	40	80	RPM 2200 ~ 4000	Hexagonal	10	552-008
10	3/8	40	80	RPM 2200 ~ 4000	Hexagonal	10	552-010
12	15/32	40	80	RPM 2200 ~ 4000	Hexagonal	10	552-012
14	9/16	40	80	RPM 2200 ~ 4000	Hexagonal	10	552-014
16	5/8	40	80	RPM 2200 ~ 4000	Hexagonal	10	552-016







Filled with cooling wax
552-WAX



552-WAX Cooling & Lubricating Wax

Pack qty. 10 pcs.

Tips for use: While drilling, the wax will melt away (eliminated along with drilling waste). This facilitates cooling and lubrication. Replenish wax after every use (when still warm) to extend lifetime. **Jar 20ml. (0.68oz)**



552-001-05

5 PIECE HOLE SAW SET

- **552-005** Ø5mm
- **552-006** Ø6mm
- **552-008** Ø8mm
- **552-010** Ø10mm
- **552-012** Ø12mm

Pack qty. **10 pcs.**

552-GUIDE

Drill Guide with Suction Cups - 7 holes
Ø4 - 5 - 6 - 7 - 8 - 10 - 12mm
Ø5/32" - 3/16" - 1/4 "- 9/32" - 5/16" - 3/8" - 1/2"

Pack qty. **10 pcs.**





552 Recommendations for use























552-5

	D mm	D inches	I mm	L mm	Tiles (Ceramic & Gres) Hard Stone, Artifical Stone	S		ORDER NO.
new	5	13/64	35	60	MAX RPM 14000	M14	10	552-505
	6	1/4	35	60	MAX RPM 14000	M14	10	552-506
	8	5/16	35	60	MAX RPM 14000	M14	10	552-508
	10	3/8	35	60	MAX RPM 14000	M14	10	552-510
	12	1/2	35	60	MAX RPM 14000	M14	10	552-512
new	14	9/16	35	60	MAX RPM 14000	M14	10	552-514
new	16	5/8	35	60	MAX RPM 14000	M14	5	552-516
new	18	45/64	35	60	MAX RPM 14000	M14	5	552-518
	20	13/16	35	60	MAX RPM 14000	M14	5	552-520
	25	1	40	60	MAX RPM 14000	M14	5	552-525
	28	1-1/8	40	60	MAX RPM 14000	M14	5	552-528
	35	1-3/8	40	60	MAX RPM 14000	M14	5	552-535
	43	1-3/4	40	60	MAX RPM 14000	M14	5	552-543
new	51	2	40	60	MAX RPM 14000	M14	5	552-551
new	55	2-3/16	40	60	MAX RPM 14000	M14	5	552-555
	68	2-11/16	40	60	MAX RPM 14000	M14	5	552-568





Filled with cooling wax
552-WAX
(MAX Ø16mm)

≥ Ø18mm



552-EX14

Hexagonal adapter for electric drills (M14)

Pack qty. **10 pcs.**



552-501-06

6 PIECE HOLE SAW SET

- **552-506** Ø6mm
- **552-508** Ø8mm
- **552-510** Ø10mm
- **552-512** Ø12mm
- **552-GUIDE**
- **552-EX14**

Pack qty. **10 pcs.**

Join us on YouTube

YouTube

Turn on drill to start tool rotation. Begin drilling at a 30° angle – this is the angle measured between the hole saw and the working surface. Cutting at an angle will prevent tool from slipping and facilitate precision centering. To improve stability during operation, use the working surface as leverage by resting the drill against it.





Continue the cut vertically, accompanying the tool in an orbital motion. This will favor better cooling and chip evacuation. (If you are using a guide, begin the cut vertically, then lift the guide and continue cutting in an orbital motion).

Remember, the hole saw is not a drill bit. Attempting to bore holes perpendicular to the work surface on a frequent basis will drastically reduce tool lifespan. Using water as a cooling agent may help extend the life of the hole saw. Never use the hammer mechanism!





Diamond Dry Special Bits for Angle Grinder

new

CMT ORANGE TOOLS®



552-506M



552-520M







552-M

D mm	D inches	I mm	L mm	S		ORDER NO.
6	1/4	35	65	M14	5	552-506M
20	13/16	50	65	M14	5	552-520M

MATERIALS

- tile (ceramic, gres, etc.)
- hard stone (granite, marble, etc.)
- artificial stone (OKITE®, SILESTONE®, etc.)



DO NOT USE FOR DRILLING

Application: for Milling, Enlarging, Shaping, Countersinking on Existing Holes

Tips: it can also be used to create lateral semicircular recesses (for cables, pipes, etc.)

Diamond Dry Special Bits for Angle Grinder

new









552-508M

D mm	D inches	I mm	L mm	S		ORDER NO.
8	5/16	100	130	M14	5	552-508M

MATERIALS

- tile (ceramic, gres, etc.)
- hard stone (granite, marble, etc.)
- artificial stone (OKITE®, SILESTONE®, etc.)



DO NOT USE FOR DRILLING

Application: for Raking out Mortar Joint and for Milling, Enlarging and Shaping Existing Holes

Tips: suitable for raking out mortar joints and removing bricks.

®Brand names mentioned in CMT products are the property of their respective owners (see back cover)

www.dahm.no

Diamond Dry Special Bits for Angle Grinder

new

CMT ORANGE TOOLS®





552-CS

M14

d mm	d inches	D mm	D inches	I mm	A	S		ORDER NO.
5	13/64	35	1-3/8	30	65°	M14	5	552-535CS
30	1-3/16	70	2-3/4	50	45°	M14	5	552-570CS


MAX RPM 14000

19mm 3/4”

MATERIALS

- tile (ceramic, gres, etc.)
- hard stone (granite, marble, etc.)
- artificial stone (OKITE®, SILESTONE®, etc.)


DO NOT USE FOR DRILLING

Application: for Countersinking on Existing Holes

Diamond Dry Wheels for Angle Grinder

new

552-115 CURVED

D mm	D inches	B mm	B inches	Grit		ORDER NO.
115	4-1/2	22,2	7/8	medium-fine	5	552-115-01
115	4-1/2	22,2	7/8	coarse	5	552-115-02


CURVED

MATERIALS

- tile (ceramic, gres, etc.)
- hard stone (granite, marble, etc.)
- artificial stone (OKITE®, SILESTONE®, etc.)


MAX RPM 14000

Application: for Smoothing, Trimming, Chamfering

552-115 FLAT

D mm	D inches	S	Grit		ORDER NO.
115	4-1/2	M14	medium-fine	5	552-115-03
115	4-1/2	M14	coarse	5	552-115-04

M14

19mm 3/4”



FLAT

®Brand names mentioned in CMT products are the property of their respective owners (see back cover)

www.dahm.no







Power Tools, Jigs & Accessories

PRODUCTS	PAGE
Routers & Trimmer	378~380
Oscillating Multi-Tools	381
Router Tables	382-383
Small Stock Holder & Tabletop Accessories	384
Pocket-Pro Joinery System	385
Professional Straight Edge Clamps	386
Adjustable Precision Router Dado Jig	387
Universal Dovetail Jig	388-389
Eclipse & Circle Cutting Jig	390
Kitchen Worktop Jig	391
Universal Hinges Boring Systems	392~394
Bench Block Set	394
Inlay & Template Guide Kit	395
Universal Boring Template and Jig	396-397
3D Router Carver System	398~400
Organizer	400
Tool Cleanear & Lubricant	401
Flexible Templates for Routing	402
Contour Duplicator Gauge	403
Adjustable Corner Frame Clamps	403
Digital Height Gauge	404
Digital Moisture Meter	404
Digital Angle Gauge & Finder	405
Torque Screwdriver & Wrench	406
Edge Banding Jigs	407
Bowl & Tray System	408
Diamond Whetstones	409
Glooves	410
CMT Professional Tool Bag	410
Carpenter Pencil & Ink Pen	410
Deep Hole Mechanical Marker	411

CMT8E

QUICK BRUSH REPLACEMENT
Change worn brushes quickly and easily.



SAFETY SWITCH SHUTTER
Locks to prevent accidental power on.

SIDE AIR VENTS
reduces dust intake into the motor casing when mounted upside-down in a router table.



ELECTRONIC SPEED CONTROL & SOFT START
From 8.000 - 20.000 RPM.

FULLY ENCLOSED GUARDING
provides maximum protection around cutting zone.

MULTI-FUNCTION FENCE
provides excellent control for hand-held use and circle cutting.

QUICK FIT PINS
for fast setup and removal from fence.

Description	Order no.
1KW Professional Router	**CMT8E**

Technical specifications

- Power..... 1000W
- Input..... 220/240V (50/60Hz)
- No load speed ..... 8.000-20.000 RPM
- Plunge range..... 0-59mm
- Base plate hole Ø77mm
- Collet diameter range..... Ø6~12,7mm
- Tool weight..... 3,8 Kg

Contents

- Extended baseplate with adjustable fence
- Fine micrometric adjustment knob.
- Dust extraction outlet
- Easy adjustment
- Wrench for easy cutter change
- Ø8mm (**796.680.00**) and Ø12mm (**796.720.00**) collets
- 1 year warranty
- Instruction manual

Worldwide Technical Assistance

TABLETOP HEIGHT ADJUSTMENT
A height winder handle permits hassle free height adjustment.



Optional

Clamping nuts and collets for CMT8E and CMT7E

Diameter	Order no.
D = 6mm	**796.660.00**
D = 6,35mm	**796.664.00**
D = 8mm	**796.680.00**
D = 10mm	**796.700.00**
D = 12mm	**796.720.00**
D = 12,7mm	**796.727.00**



Optional



Description	Order no.
Prebored plastic router plate for CMT7E and CMT8E	**CMT300-SB**
Guide bush Ø30mm	**899.007.00**

2400W Professional Router - Updated version

CMT ORANGE TOOLS®

CMT7E

NO VOLTAGE RELEASE (NVR) SAFETY SYSTEM
prevents the motor from automatically restarting after a power interruption.

new

ELECTRONIC SPEED CONTROL & SOFT START
From 8.000 - 21.000 RPM

QUICK BRUSH REPLACEMENT
change worn brushes quickly and easily.



REMOVABLE PLUNGE SPRING
for easy bit adjustment when table mounted.



Check out **CMT7E** on YouTube



QUICK SWITCH FROM FREE PLUNGE TO WINDER HANDLE ADJUSTMENT
Simply press or release button.



ON/OFF POWER SWITCH
Locks to prevent accidental power on.

SIDE AIR VENTS
reduces dust intake into the motor casing when mounted upside-down in a router table.

SAFETY GUARDS
provides maximum protection around cutting zone.

3 TURRET STOPS
with direct reading scales (mm) for precise preset cut depths.



MULTI-FUNCTION FENCE
provides excellent control for hand-held use and circle cutting.

QUICK FIT KNOBS
for fast setup and removal from fence.

Technical specifications

- Power 2400W
- Input 220/240V (50/60Hz)
- No load speed ..... 8.000-21.000 RPM
- Plunge range 0-68mm
- Base plate hole Ø79mm
- Collet diameter range ..... Ø6~12,7mm
- Tool weight ..... 6,5 Kg

Contents

- CMT7E Precision Router
- Multi-Function Fence (extended baseplate)
- Table Height Winder
- Collet Spanner
- Ø8 & Ø12mm collets
- 4 Screws (1/4 UNC)
- NVR Bypass Key
- 1 Year Warranty
- Instructions manual (10 languages)



DUAL MODE

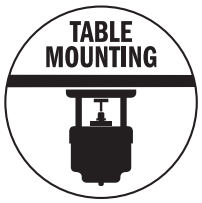

Description	Order no.
2.4KW Professional Router	**CMT7E**

TABLETOP HEIGHT ADJUSTMENT
A height winder handle permits hassle free height adjustment.



Optional

Clamping nuts and collets for CMT8E and CMT7E

Diameter	Order no.
D = 6mm	**796.660.00**
D = 6,35mm	**796.664.00**
D = 8mm	**796.680.00**
D = 10mm	**796.700.00**
D = 12mm	**796.720.00**
D = 12,7mm	**796.727.00**



Optional



Description	Order no.
Prebored plastic router plate for CMT7E and CMT8E	**CMT300-SB**
Guide bush Ø30mm	**899.007.00**

CMT10

Watch the video on YouTube



DESCRIPTION		ORDER NO.
550W Professional Trimmer	8	**CMT10**

TECHNICAL SPECIFICATIONS:

- Power..... 550 Watt
- Input..... 220/230V (50/60Hz)
- No load speed ..... 32.000 RPM
- Plunge stroke 0-24mm
- Base plate hole Ø34mm
- Collet diameter..... Ø6-8mm
- Tool weight..... 1,6 Kg

Standard Equipment

- Extended baseplate with adjustable fence
- Trimmer guide
- Guide bush
- 2 wrenches for easy cutter replacement (12 and 17mm)
- Ø6mm, Ø6,35mm and Ø8mm collet
- 1 year warranty
- Instruction manual

Worldwide Technical Assistance

Standard Equipment



Aluminium-embossed scale for accurate setting of the desired routing depth.



Trimmer guide with DELRIN® roller prevents marring.



Fine depth adjustment.



CMT10-54
Ø10mm guide bush

Spare parts



CMT10-16A
Dust guard & base plate



CMT10-17
Clamping nut



CMT10-18 Collet Ø6mm
CMT10-18A Collet Ø6,35mm
CMT10-18B Collet Ø8mm



CMT10-30
Pair of carbon brushes

®Brand names mentioned in CMT products are the property of their respective owners (see back cover)

www.dahm.no

CMT11

FAST LOCK



SPEED CONTROL 1~6

MULTI MATERIALS & APPLICATIONS:



- GRINDING
- SAWING
- JOINT OPENING
- PLASTIC CUTTING
- CARPET REMOVAL
- PLUNGE CUTTING
- WOOD CUTTING
- CUTTING LAMINATE SHEETS
- TUBE LENGTH TRIMMING
- NAIL CUTTING



FAST LOCK



Included



HANDLE



VACUUM HOSE

Description		Order No.
300W Oscillating Multi-Tools	5	CMT11

Standard Equipment

- 1 x Oscillating Multi-tool
- 1 x handle
- 1 x vacuum hose
- 1 x manual
- 1 x plastic carry case

Worldwide Technical Assistance

Technical specifications:

- Power.....300 Watt
- Input.....220/230V (50/60Hz)
- No load speed .....11.000~21.000 RPM
- aw (vibration).....19,7m/s2 - K=1,5m/s2
- Tool weight.....1,5 Kg










Professional Router Table

Our quality bits have been designed for you, the professional craftsman, to allow you to confidently work at your best. CMT now offers even more possibilities with our professional router table: the perfect place to combine your skills and CMT quality. The professional router table system has a strong and sturdy MDF laminate work surface measuring 80x60x2,5cm for easy mobility when working. This free standing table sits at a comfortable height of 90cm on solid high gauge steel legs and weighs 26,5 Kg. The plate is already pre-bored for CMT routers **CMT7E** but is adaptable to all brands and models of routers on the market. Plate can also fit any router bit up to 98mm in diameter. Choose from our wide range of bits, including multi profile and molding bits or even kitchen bit set. Work easily and safely on this table!

999.110.00

CE Compliant
CMT7E+PRO

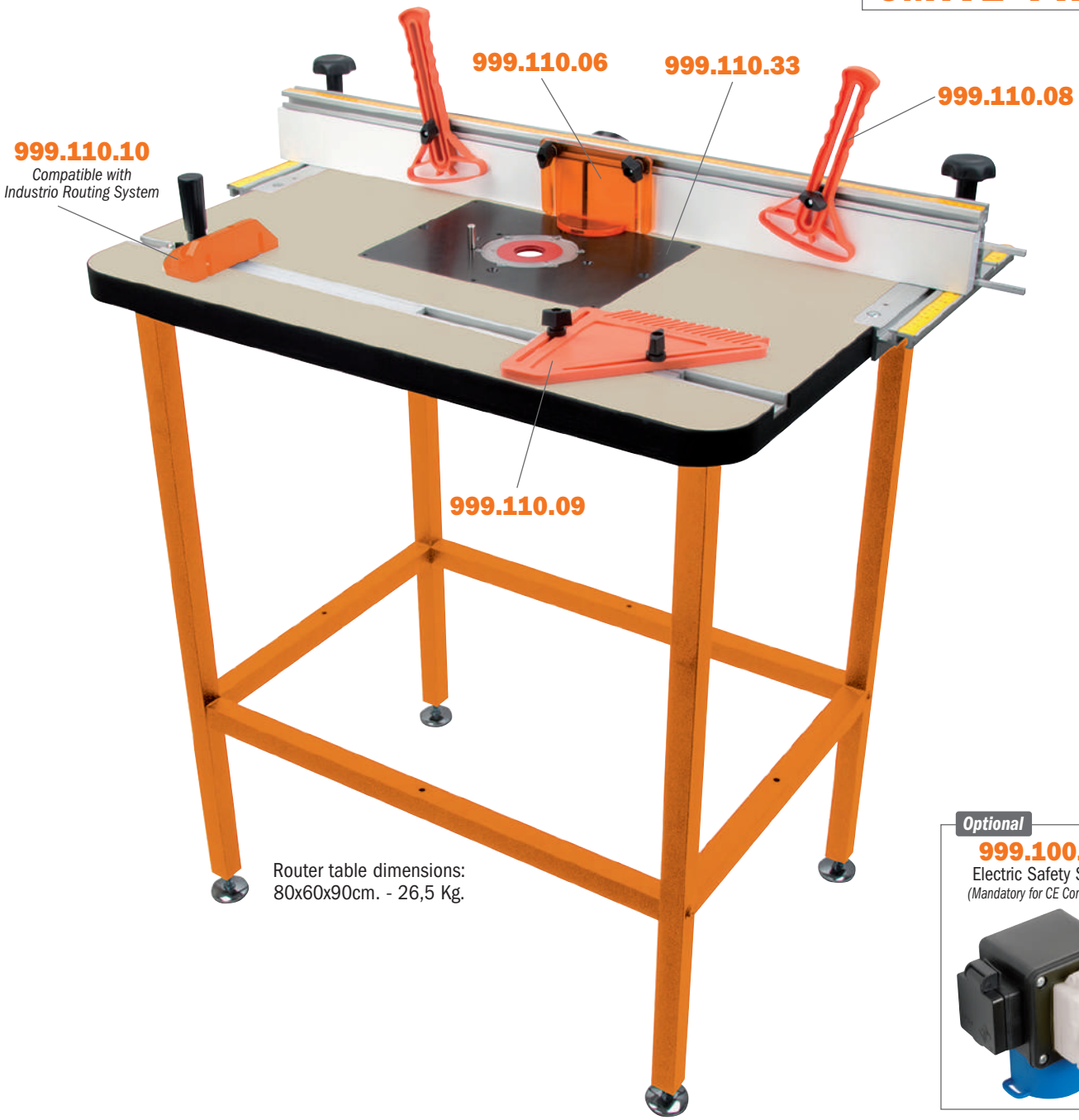

Router table dimensions:
80x60x90cm. - 26,5 Kg.

Optional
999.100.11
Electric Safety Switch
(Mandatory for CE Compliance)

Description	Order No.
Professional Router Table System	**999.110.00**
999.110.00 + CMT7E + 999.100.11 ***(CE Compliant: Only when purchase together)***	**CMT7E+PRO**
Spare parts:	
CMT7E Prebored Plate (306x229x8mm) with 2 reduction rings Ø32-66mm	**999.110.33**
LEXAN® Safety Shield	**999.110.06**
Standing Spring Press	**999.110.08**
Moulded ABS Featherboard	**999.110.09**
Mitre Gauge	**999.110.10**
Optional:	
Universal Plate (unbored for non-CMT routers) with 2 reduction rings Ø32-66mm (306x229x8mm)	**999.110.03**
CMT8E Prebored Plate with 2 reduction rings Ø32-66mm (306x229x8mm)	**999.110.34**
Electric Safety Switch (Mandatory for CE Compliance)	**999.100.11**
4 Screws for CMT7E assembly on Professional Router Table System	**990.467.00**

®Brand names mentioned in CMT products are the property of their respective owners (see back cover)

www.dahm.no

Industrio Routing System

CMT has further improved the Industrio Routing System into an impressive instrument featuring new accessories such as a phenolic worktop, integrated aluminum scales and an improved fence.

CE Compliant
CMT7E+IND

999.500.01

Check out
Industrio Routing System on
YouTube

999.501.18
CMT7E Prebored Plate & Aluminium Rings Ø103-69.5mmm.



999.501.07
Moulded ABS featherboard. Setup on table and in fence slots.

999.501.08
Mitre Gauge

999.502.10
Central section of the fence is removable and shapeable.



999.501.06
Dual and post-guard makes freehand work safer.





999.502.34
Router Centering Device (8-12mm) for the drilling of housing bores with non-CMT routers.



Router table dimensions: 79x59x93cm. - 55 Kg.

Optional
999.100.11
Electric Safety Switch
(Mandatory for CE Compliance)

999.500.01 includes: *(also sold separately)*

- **999.501.09 Phenolic Worktop**
Boasting a phenolic worktop is 20 mm thick and is far sturdier and more resistant to wear and warping than regular melamine surfaces. Features aluminum scales on both ends for quick and easy fence setup. Fast and easy bit change, CMT's useful bent wrench 991.006.00 (optional) allows you to replace the bits from above quickly and easily. CMT7E Prebored plate: 298x374x12 mm (11-3/4" x 14-3/4" x 15/32"). Weight: 15 Kg.
Includes: 999.501.18

- **999.501.10 Adjustable Aluminum Guide Fence**
To be used as a traditional fixed or pivoting fence. Quick adjusting clamps on both ends make adjustments a breeze. Features a sub-fence made of high-density white plastic, with a central section both removable and shapeable, guaranteeing an ultra-smooth feeding surface. Weight: 8.5 Kg.
Includes: 999.501.06, 999.502.10, 999.502.34

- **999.501.03 Orange Sturdy Melamine Cabinet**
Made of 20mm thick melamine, this cabinet is easy to assemble. Weight: 32.5 Kg.

- **999.501.07 Moulded ABS Featherboard**

- **999.501.08 Mitre Gauge**

Optional

Bent wrenches for bit replacement.

17mm **991.005.00**
21mm **991.002.00**
22,2mm **991.004.00**
23,8mm **991.003.00**
24mm **991.006.00***
28,6mm **991.001.00**

*For CMT7E and CMT8E routers



Description	Order No.
Industrio Routing System (with prebored plate for CMT7E)	999.500.01
999.500.01 + CMT7E + 999.100.11 + Additional 999.501.07 *(CE Compliant: Only when purchase together)*	CMT7E+IND
Optional:	
Universal Plate (unbored for non-CMT routers) with Ø103-69,5mm aluminium rings	999.501.26
CMT8E Prebored Plate with Ø103-69,5mm aluminium rings	999.501.27
Aluminium Reduction Rings (pair) Ø103-69,5mm	999.501.05N
Electric Safety Switch (Mandatory for CE Compliance)	999.100.11
4 Screws for CMT7E assembly on Industrio Routing System	990.467.00

Small Stock Holder

CMT ORANGE TOOLS®

PTC-1

By far, handling small stock on your router table is probably one of the most difficult challenges any professional woodworker has to face! Keeping all ten fingers attached to your hands is definitely a priority.
This is why the CMT Small Stock Holder is an absolute necessity in the workshop! It safely ensures proper stabilization of smaller work pieces throughout the routing process. The handle grips fitted with comfy silicone inserts keep fingers and hands a safe distance from the blade while the anti-slip lining on both the center and right side base prevents slippage and ensures your workpiece stays put!
Fully adjustable and easy to control, the CMT Small Stock Holder can manage small stock up to **216mm. (8-1/2")** in width.
The perfect little jig for detail-oriented jobs!



Description	Order No.
Small Stock Holder	**PTC-1**



1. Lie the Small Stock Holder flat on the work surface. Slide the Hold Down Pins [F] to the top of the slotted holes. Insert the small stock piece between the Adjustable Centre [C] and Left-Side Bases [B]. The end of your small stock piece should lie flat and snugly up against the Left-Side Base. The end must also extend outwards in front of the Small Stock Holder a minimum distance of half the diameter of the router bit in use.



2. Press the Quick Release Button [E]. Slide the Adjustable Centre Base [C] over until it fits snugly against the small stock piece. Release the Quick Release Button. In the image, a "sacrificial piece" is being used to prevent "tear-out". Loosen Hold Down Pins [F] with the Hex Key Wrench provided. Slide Hold Down Pins down until resting firmly against the small stock piece. Tighten pins with Hex Wrench. Rotate Centre Base Knob [H] to further secure your small stock piece.



3. Adjust the height of your router bit. When you're ready, power on your router. Take hold of the Small Stock Holder Handles [A], slowly feed your small stock piece into the router opposite to the router bit rotation and always in contact with the router bit bearing guide. When finished routing, press the Quick Release Button [E] and slide the Adjustable Centre Base [C] over so you can remove the small stock piece.



4. Need to rout stock thicker than the Small Stock Holder? Follow setup instructions carefully. Create an "outrigger"- cut a piece of stock, which will act as a stabilizer, the same thickness as the piece you are working on. Attach the "outrigger" securely to the Right-Side Base [D] using pan-head screws (not included) that will fit through the slotted holes. In this way, your work piece and the Small Stock Holder will remain stable during the routing process.

Tabletop Accessories

new

999



999.110.42
Push block



999.110.41
Push stick

Description	Order No.
Push stick	**999.110.41**
Push block	**999.110.42**





www.dahm.no

PPJ-002

For fast, easy and accurate cabinet & furniture construction. Designed by CMT and professional cabinetmakers, this new system allows you to make rock-solid pocket hole joints in stock 12,7mm (1/2") to 41,3mm (1-5/8") thick with unprecedented speed and accuracy.

The heart of the Pocket-Pro System is our unique moulded jig, which features hardened drill bushings and an interlocking two-piece design. Sliding the jig up or down enables you to adjust the stock thickness in preset 1,6mm (1/16") increments without test joints or measurements! If you have used other pocket hole jigs you will be familiar with many joint applications, but you will benefit from many Pocket-Pro System advantages.

For example:
- some jigs require adding or removing various parts of the jig to join different stock thicknesses. With the Pocket-Pro System you simply have to adjust the interlocking jig up or down for the full range of joints 12,7mm (1/2") to 41,3mm (1-5/8") thick;
- other jigs require frequent repositioning of the depth stop collar for different joint styles. CMT's Pocket-Pro Joinery System allows you to make most of the adjustments leaving the stop collar in the same position of the drill bit;
- plus, with CMT's Pocket-Pro System you can quickly adjust the location of the pocket in relation to the end of your workpiece to create a stronger joint by using longer screws, or to leave more "meat" in the joint.

Check out the Pocket-Pro Joinery System today.
Easy enough for beginners and accurate enough for professional workers, it is the world's most versatile pocket hole jig.



541.095.00 + 515.001.51

999.505.10



999.505.05





990.101X30



999.505.08

Description Optional	Order No.
500 fine screws L=31,7mm (1-1/4")	**990.101X500**
500 coarse screws L=31,7mm (1-1/4")	**990.102X500**
500 fine screws L=38,1mm (1-1/2")	**990.103X500**
500 coarse screws L=38,1mm (1-1/2")	**990.104X500**
Face clamp swivel pad	**999.505.06**
L=76mm (3") square drive screwdriver bit	**999.505.07**
Phenolic insert plate (for Pocket-Pro)	**999.505.04**

Description	Order No.
Pocket-Pro Joinery System set	**PPJ-002**
Set contains:	
Pocket-Pro main parts	**999.505.10**
Toggle clamp	**999.505.05**
Ø9,5mm (3/8") step drill bit	**515.001.51**
Ø9,5mm (3/8") depth collar for step drill bit	**541.095.00**
L=152mm (6") Square drive screw driver bit	**999.505.08**
Masterpack 30 screw L=31,7mm (1-1/4")	**990.101X30**

Optional



999.505.04
Phenolic insert plate (for Pocket-Pro)



999.505.06
Face clamp with swivel pad

Watch the video on YouTube

ENJOY EASY POCKET HOLE JOINERY!

1. Set jig & bit depth

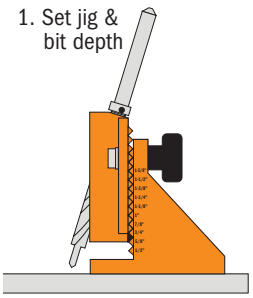

2. Clamp & drill stock

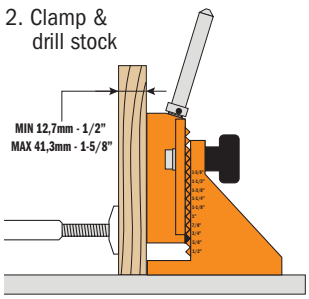

3. Assemble the joint!

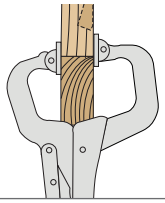

BUILD ALMOST ANYTHING!

Face Frames

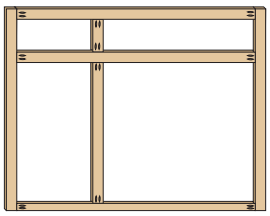

Cabinets and more!

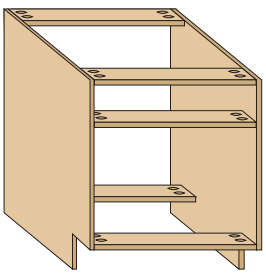

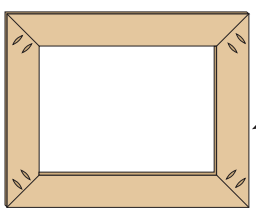

Picture Frames

Professional Straight Edge Clamps

CMT ORANGE TOOLS®

PGC

Used as a fence for your bandsaw, drill press or even as an auxiliary fence on your router table or table saw, CMT's professional straight edge clamps represent a two-in-one tool, allowing you to either use them as an edge guide, or to easily clamp your boards or any object for woodworking. Available in different sizes. Here are the main features:

- Made of extruded aluminium for easy carriage and enhanced durability.
- Light, yet more rigid than any other clamps on the market.
- Measuring scales, low-profile jaws, built-in T-tracks on the top allowing the use of accessories or jigs.
- Either single or back-to-back clamps.

Low-profile clamps allow for accurate cuts, dados and grooves. In addition they properly work as an auxiliary fence on your drill press or router table. Sturdy jaws hold your workpiece to the full length of the clamp without any side-to-side play. Back-to-back clamps with the suitable accessories also let you manage your woodworking operations with a lot of versatility. Adjustable scale and two T-tracks allow you to use many accessories.

Description	Order No.
Professional Straight Edge Clamp 610mm	**PGC-24**
Professional Straight Edge Clamp 915mm	**PGC-36**
Professional Straight Edge Clamp 1270mm	**PGC-50**





Back-to-Back Connectors for Straight Edge Clamps *(optional)*

Lay two more straight edge clamps on the back of the other pair of straight edge clamps and secure them by using your back-to-back connectors.
Fasten the bottom jaw pads to the table top and clamp wood with the top jaw pads. Thanks to the low profile jaws your work surface is never obstructed.
The back-to-back straight edge clamps can also be taken apart for making two separate clamps.

Description	Order No.
Back to Back Connectors for straight edge clamps (8-Pieces)	**PGC-B2B**

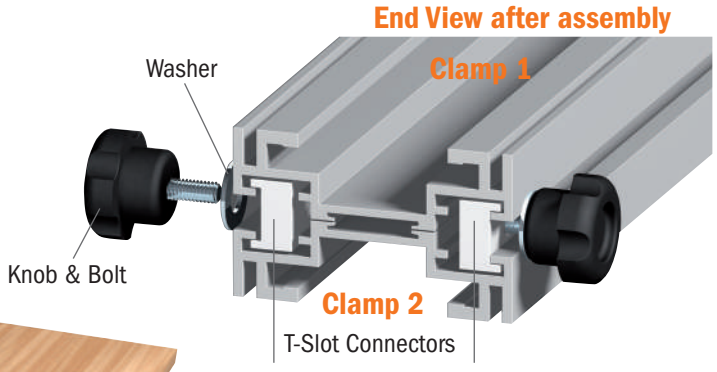





www.dahm.no

Adjustable Precision Router Dado Jig

CMT ORANGE TOOLS®

PGD-1

The perfect tool for crafting grooves, dadoes, and joints. Easy to use and fully adjustable. You can create dadoes of any size using the same router by simply increasing the number of passes you make. Sturdy construction built to last. Smooth rolling steel rollers are ideal for easy maneuverability and stress-free handling. Compatible with almost any router equipped with 1-3/16" (30mm) bushings or by using the Bushing Template Guides included. (bore baseplate sold separately). Guarantees clean precise dadoes.

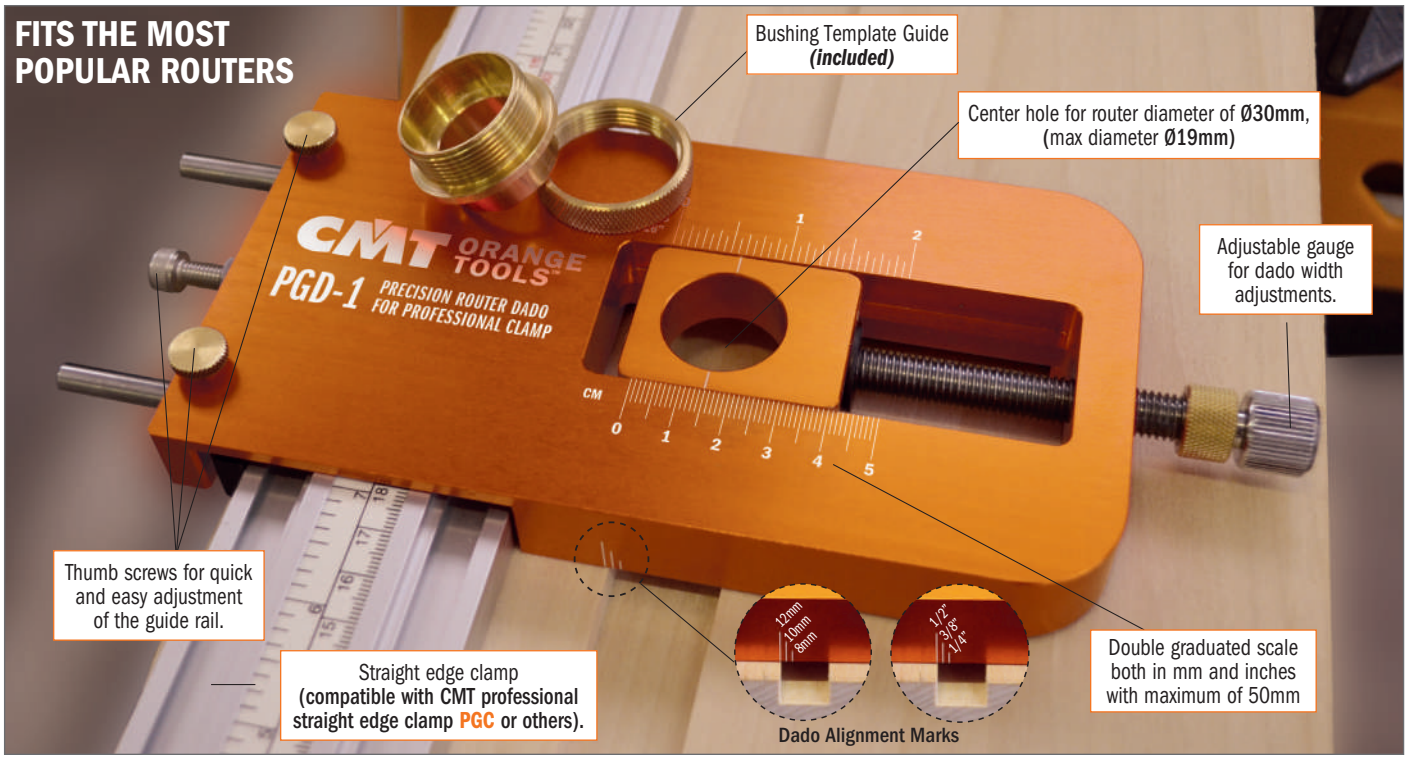



Prepare your router: Install the guide bushing rings into the bore baseplate and then attach it as the base for your router. Select and insert your router bit.
Prepare the Adjustable Guide Rail & Straight Edge Clamp: Position both the adjustable straight edge clamp and then the adjustable precision router dado jig onto your workpiece. Then using the adjustable thumb screws, secure it. Once assembled, ensure that the adjustable precision dado jig slides freely.



Insert your router into the center hole of the adjustable precision router dado jig.



Set your cutting depth by raising or lowering the bit until desired depth is reached. Determine the starting point of the cut you wish to make by using the Dado Alignment Marks on the long sides (width) of the Adjustable Precision Router Dado Jig which indicates the outside edge of the dado cut closest to the straight edge clamp (12-10-8mm front, 1/2", 3/8", 1/4" back).



Holding onto your router in position, power on and begin making the cut by pushing forward and back on the straight edge clamp using the precision router dado jig as a guide. Makes impeccable grooves and dadoes along the length of your workpiece.



For creating dadoes that exceed router width, using the adjustable gauge, simply select the desired width on the graduated scale.



Make as many passes necessary to obtain the desired dado width.

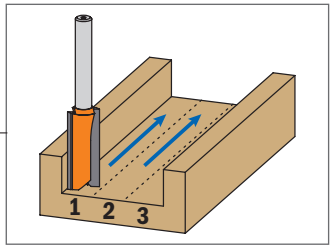

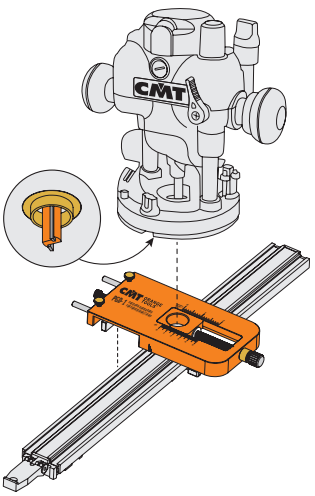



RECOMMENDED* *(not included)*
Universal Router Base
899.000.01 *or*
899.000.02 Prebored base for **CMT7E/CMT8E**
*Not required for routers with 30mm (1-3/16") bushing guide



RECOMMENDED *(not included)*
PGC Straight Edge Clamp with graduated scale (pag. 386)

Description		Order No.
Adjustable Precision Router Dado Jig	10	PGD-1

Universal Dovetail Jig

CMT ORANGE TOOLS®

CMT300

305mm max length
11~25mm joint thickness

Dovetail joints give a touch of craftsmanship to your work, but many woodworkers avoid these joints, because of their apparent complexity. CMT's new 305mm dovetail jig is the fast easy solution! Thanks to precise templates, permanent stops and easy adjustments, we have taken the "tinkering" out of dovetail joinery. Simply clamp your workpiece in with the edges against the factory-set stops, set your bit depth and then you are ready to rout. Rest assured, we haven't cut corners on quality either. This jig features a rugged steel body, templates, stops and clamping bars that together produce perfect long-lasting joints for all your woodworking needs. The jig accepts stock from 11mm to 25mm in thickness and is capable of crafting a variety of joints with the available templates. The jig comes with a template for 12.7mm half blind joints as well as a template guide. Optional templates are available for through dovetail and box joints.

Check out **CMT300** on YouTube



Standard equipment
- Standard Ø12,7mm silver blind template **CMT300-T128**
- Ø15,8x4mm template guide **899.005.00**



DESCRIPTION	ORDER NO.
Universal Dovetail Jig	**CMT300**

IMPORTANT TIP



HW DOVETAIL BITS (not included):

718.127.11	D=12,7mm	A=14°	S=6mm
818.128.11	D=12,7mm	A=14°	S=6,35mm
918.127.11	D=12,7mm	A=14°	S=8mm
818.628.11	D=12,7mm	A=14°	S=12,7mm



Will the template fit my router?

Standard template guide features two prebored holes with 50mm center-to-center distance and attaches via two screws. Many routers are compatible with this design. However, if yours is not, choose from the list of universal router bases here below:

Universal router bases	ORDER NO.
For Ø8 and Ø12mm shank	**CMT300-SB1**
For Ø6,35 and Ø12,7mm shank	**CMT300-SB2**
Prebored plastic router plate for CMT7E and CMT8E	**CMT300-SB**

Here's how it works:







Half Blind Template CMT300-T064



Template length mm	Dovetail size mm	Thickness mm	Colour	ORDER NO.
300	6,3	8 ~ 12	green	CMT300-T064

Supplied with Ø7,8x4mm precision guide — **899.003.00**

To be used with CMT dovetail router bits:

Ø6x8mm HW bit (Ø6mm shank) — **718.060.11**

Ø6,35x8,3mm HW bit (Ø6,35mm shank) — **818.064.11**



Box Joint Templates CMT300-T080 - CMT300-T127



Template length mm	Dovetail size mm	Thickness mm	Colour	ORDER NO.
300	8	8 ~ 20	blue	CMT300-T080

Supplied with Ø11,1x4mm precision guide — **899.004.00**

To be used with CMT straight router bits:

Ø8x25mm HW bit (Ø6,35mm shank) — **811.081.11**

Ø8x30mm HW bit (Ø8mm shank) — **912.080.11**



Template length mm	Dovetail size mm	Thickness mm	Colour	ORDER NO.
300	12,7	8 ~ 20	red	CMT300-T127

To be used with CMT straight router bits:

Ø12,7x30mm bit HW (Ø6,35mm shank) — **812.127.11**

Ø12,7x30mm bit HW (Ø8mm shank) — **912.127.11**

Ø12,7x25mm bit HW (Ø12,7mm shank) — **811.627.11**



Through Dovetail Templates CMT300-T129 - CMT300-T190



Template length mm	Dovetail size mm	Thickness mm	Colour	ORDER NO.
300	12,7	8 ~ 20	brown	CMT300-T129

Supplied with Ø11,1x4mm precision guide — **899.004.00**

To be used with CMT straight router bits:

Ø8x25mm HW bit (shank Ø6,35mm) — **811.081.11**

Ø8x30mm HW bit (shank Ø8mm) — **912.080.11**

To be used with CMT dovetail router bits:

Ø12,7x20mm HW bit (Ø6,35mm shank) — **818.129.11**

Ø12,7x20mm HW bit (Ø8mm shank) — **918.129.11**



Template length mm	Dovetail size mm	Thickness mm	Colour	ORDER NO.
300	19	15 ~ 22	violet	CMT300-T190

Supplied with Ø22x4mm precision guide — **899.006.00**

To be used with CMT straight router bits:

Ø12,7x30mm HW bit (Ø6,35mm shank) — **812.127.11**

Ø12,7x30mm HW bit (Ø8mm shank) — **912.127.11**

Ø12,7x25mm HW bit (Ø12,7mm shank) — **811.627.11**

To be used with CMT dovetail router bits:

Ø19x22mm HW bit (Ø6mm shank) — **718.190.11**

Ø19x22mm HW bit (Ø6,35mm shank) — **818.190.11**

Ø19x22mm HW bit (Ø8mm shank) — **918.190.11**

Ø19x22mm HW bit (Ø12mm shank) — **918.690.11**

Ø19x22mm HW bit (Ø12,7mm shank) — **818.690.11**



Precision guide for router:

DIAMETER	ORDER NO.
7,8 x 4mm	899.003.00
11,1 x 4mm	899.004.00
15,8 x 4mm	899.005.00
22 x 4mm	899.006.00
27 x 6mm	899.008.00
30 x 6mm	899.007.00



HERE ARE A FEW OF THE BEAUTIFUL DOVETAIL JOINTS YOU CAN PRODUCE USING CMT BITS

Half blind



CMT300 - T064
CMT300 - T128 (INCLUDED with CMT300)

Box joint

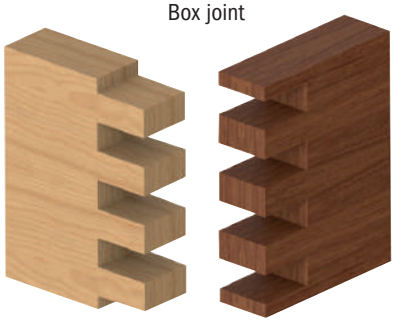

CMT300 - T080
CMT300 - T127

Through dovetail



CMT300 - T129
CMT300 - T190

Watch the video on YouTube

CMT3000



This product has been designed for cutting ellipses and circles with any type of router. You can make ellipses and circles for windows, doors and any other application. By using two slides into the T-slot you can cut ellipses, whereas if you use one slide, you can cut circles.



Slider in the T-slot of the cross frame

CMT3000 ellipse jig includes:

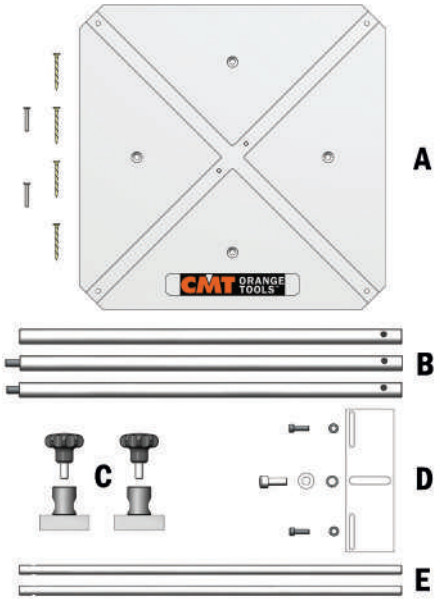

A) 1 x Cross frame in DERLIN® with T-slot
B) 3 x Threaded bars Ø16x400mm
C) 2 x Sliders
D) 1 x Connector Plate
E) 2 x Fence rod Ø10x400mm

Spanners set
Instruction manual

Ellipse and circle cutting jig:

- Precise and rapid creation of ellipses and circles.
- Simple setup and effective operating.
- Clamping system for any type of routers.
- Special plastic cross frame with excellent sliding performance.
- Precisely machined T-slots and steel sliders.
- Zinc-coated metal parts to prevent rust.
- Delivered in a carton box along with instruction manual.

Major axis (mm)	Minor axes (mm)	
	Max	Min.
3000	2890	2590
1800	1690	1390
1500*	1390	1090
1030	920	620
900	790	620
730	620	620
*Min/Max radius routing with standard equipment		550/1500
Package dimension (mm)		445x360x85
Weight		6

Optional





CMT3000-SB1
Ø170x15mm DELRIN® guide plate for **CMT3000** to be used with **CMT7E** & **CMT8E**

Description	Order No.
Ellipse & Circle Cutting Jig	CMT3000
Optional:	
400mm robust bar to extend the working radius	CMT3000-7
2 fence rods Ø8mmx400mm for small routers	CMT3000-8
Ø170x15mm DELRIN® guide plate for CMT3000 to be used with CMT7E & CMT8E	CMT3000-SB1

HERE ARE A FEW EXAMPLES YOU CAN CREATE USING CMT3000 ELLIPSE

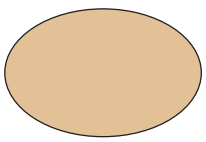

Elliptical & Round Table



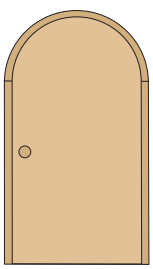

Round Arch

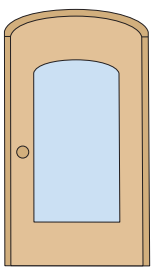

Elliptical Arch

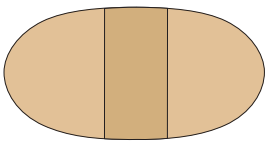

Extendable Ellipse & Round



Office Desk

®Brand names mentioned in CMT products are the property of their respective owners (see back cover)

www.dahm.no

CMT650

The Jig for Perfect joinery!

For use on worktops ranging from 420mm to 650mm in width.

Designed to cut kitchen worktops joints with any type of router.

Letter code system for different operations speeds up and simplifies jig work.

Dimensions: 880x300x 10mm.





JOINTS MADE IN 15 MINUTES! INCLUDING SETUP TIME

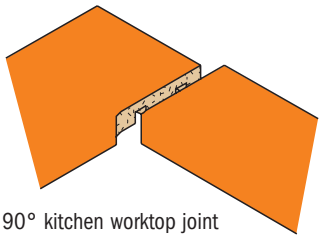

90° kitchen worktop joint

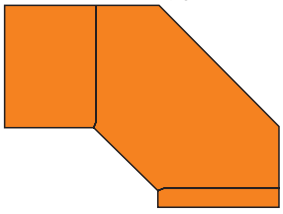

45° kitchen worktop joint

JIG INCLUDES:

1 Phenolic template
3 Zinc-coated steel guide bushes
1 Adjustable end stop
1 Instruction manual

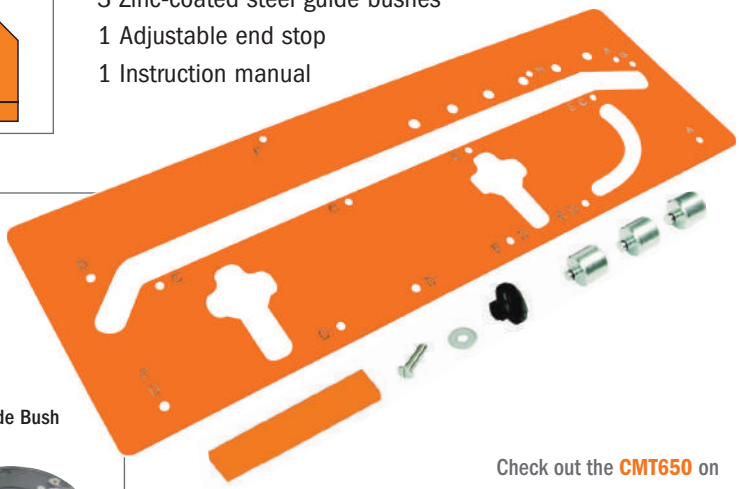

Optional

- Portable router
- Guide bush Ø30mm*
- HW straight bit Ø12mm
- Two clamps

*** COMBINATION ROUTERS/ACCESSORIES**

Router	Guide bush	Base Plate
CMT7E	899.007.00	CMT300-SB
CMT8E	899.007.00	CMT300-SB
NO-CMT	899.007.00	CMT300-SB1



Guide Bush

Prebored Plastic Base Plate



652



8/912



Bits for the jig:
We recommend the use of these Ø12mm straight bits:

ORDER NO.	DESCRIPTION	
912.120.11	Ø12x31,7	S=8mm
652.120.11	Ø12x28,3	S=8mm
912.621.11	Ø12x38,1	S=12mm
912.622.11	Ø12x50,8	S=12mm
812.620.11	Ø12x31,7	S=12,7mm
812.621.11	Ø12x38,1	S=12,7mm
652.121.11	Ø12x48,3	S=12mm
652.621.11	Ø12x48,3	S=12,7mm

Check out the CMT650 on YouTube

DESCRIPTION	ORDER NO.
Kitchen Worktop Jig	CMT650

CMT650 *is designed for Ø12mm straight bits.*

- Template made of stable and hardened material.
- For 90° and 45° joints
- Integrated templates for rounding over and chamfering edges.
- Extra guide bush for worktop width of 600mm.
- Two integrated templates for panel bolt recesses.
- Delivered with a clear and comprehensive instruction manual.

Universal Hinges Boring System

CMT ORANGE TOOLS®

The innovative **CMT333** Hinge Boring System with 3 spindle-heads allows you to bore holes for any hinge brand. The universal modular base supports the installation of many boring heads engineered by worldwide leading companies in the sector. Use the **CMT333** universal hinge boring system on all hand-held or standing drill press tools.

CMT333





COMPATIBLE WITH MANY HINGE TYPES

Check out the **CMT333** on YouTube

BORING HEAD NOT INCLUDED
Choose from one of these options:

- **CMT333-4211**
- **CMT333-4300**
- **CMT333-4595**
- **CMT333-4809**
- **CMT333-5255**
- **CMT333-325**







For use on standing drill presses and the CMT Industrio Routing Table.

CMT333



TECHNICAL FEATURES
- All parts rust-proof
- Ground aluminum
- Max 5000 RPM
- Six radial antifriction bearings

SAFETY TIPS:
We recommend **Mobil SHC100** for lubrication

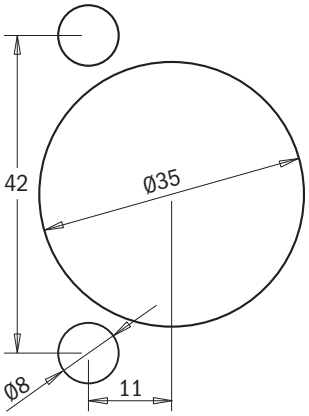

1 **CMT333-4211**
for GRASS® hinges 42/11

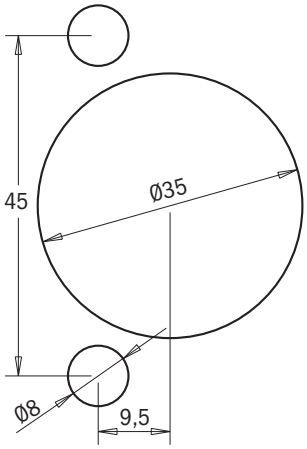

2 **CMT333-4595**
for BLUM® hinges 45/9,5



Example BLUM® hinge

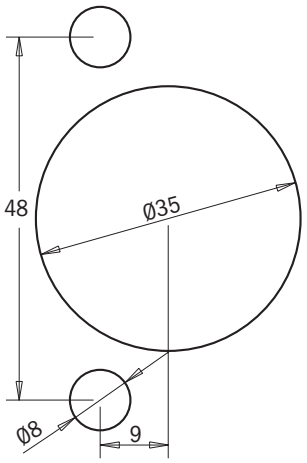

3 **CMT333-4809**
for MEPLA® hinges 48/9

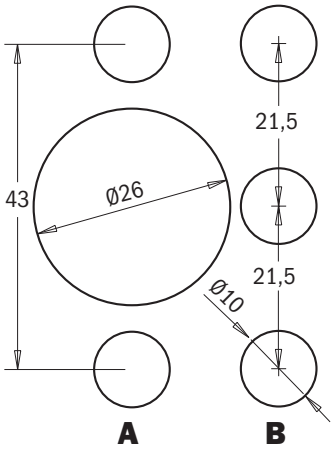

4 **CMT333-4300**
for window handles 43/00

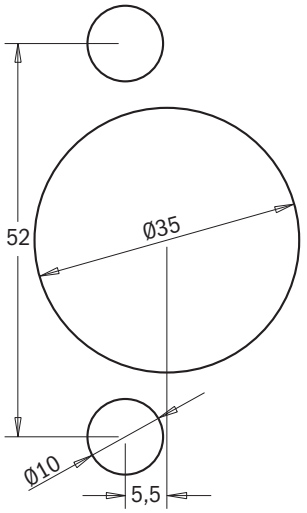

5 **CMT333-5255**
for HETTICH®, WÜRTH® hinges 52/5,5



MAXIMUM VERSATILITY

Support modular base	Boring heads	Drill bits	Boring bit	Make your set
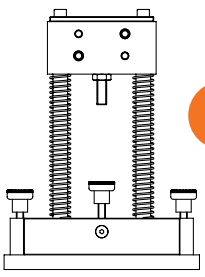		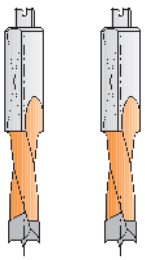	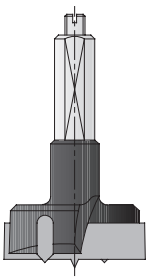	

ORDER NO.	ORDER NO.	S	ORDER NO. Left-hand rotation	ORDER NO. Right-hand rotation
CMT333	CMT333-4211	8mm	310.080.12 (2 pcs.)	317.350.11
CMT333	CMT333-4595	Hexagonal	310.080.12 (2 pcs.)	317.350.11
CMT333	CMT333-4809	8mm	310.080.12 (2 pcs.)	317.350.11
CMT333	CMT333-4300	Hexagonal	310.100.12 (2 pcs.)	317.260.11/310.100.11
CMT333	CMT333-5255	Hexagonal	310.100.12 (2 pcs.)	317.350.11
CMT333	CMT333-325	Hexagonal	(3 pcs. RH + 2 pcs. LH)	

Choose your hinge		
1	GRASS®	42/11
2	BLUM®	45/9,5
3	MEPLA®	48/9
4	Window handles	43/00
5	HETTICH®, WÜRTH®	52/5,5
6	SYSTEM 32	32

®Brand names mentioned in CMT products are the property of their respective owners (see back cover)

www.dahm.no

Boring Head System 32

The universal modular base **CMT333** supports the installation of the System 32 with 5 adapters.

CMT333-325



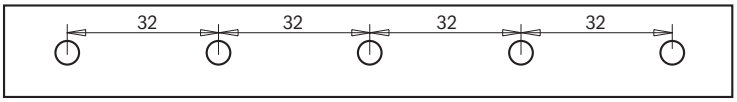

Description	Order No.
Boring head with 5 adapters for System 32	**CMT333-325**

BLUM® Hinge Boring Head

The innovative **CMT334** BLUM® Hinge Boring Head features three spindles which allow you to bore hinge holes cleanly and efficiently. For use on boring and point-to-point machines.

CMT334

Description	Order No.
Hinge Boring Head (bits not included)	**CMT334-4595**
Boring Bit Ø35mm x 38,5mm. Right-hand rotation	**393.350.11**
Dowel Drill Ø8mm x 38,5mm. Left-hand rotation	**393.080.12**





For use on boring and point-to-point machines

Standard

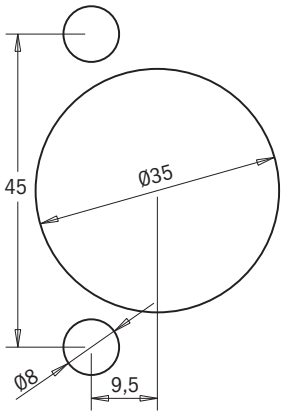

CMT334-4595
for BLUM® hinges 45/9.5

Bench Block Set

These blocks are great for holding your workpiece steady without resorting to the use of clamps. Their anti-slip surface grip adheres to both your bench top and the underside of your workpiece. By raising the workpiece off the main bench top, you automatically create extra clearance underneath so you can put your router bits and cutters convenientely to work!

Lenght: 75mm
Width: 50mm
Height: 25mm

BBS-001





Description	Order No.
Bench block set (4-Pcs.) 75x50x25	**BBS-001**

®Brand names mentioned in CMT products are the property of their respective owners (see back cover)

www.dahm.no

Inlay Kit

CMT ORANGE TOOLS

899

The components of this kit include a spiral cutter or a straight cutter (sold separately) with a diameter of 3mm and 3.2mm and a 6mm and 6.35mm attachment respectively. The interchangeable brass rings allow you to create the cavity of your choice on the workpiece. The instruction manual shows in detail all the steps of the process. This kit offers endless decorative possibilities (toys, puzzles and lettering). The spiral cutter is recommended for use on MDF while the straight cutter is best for natural wood.





Description		Order No.
Inlay kit with 3,2mm (1/8") HWM spiral bit	(Ø6,35mm shank)	**899.051.00**
Inlay kit with 3,2mm (1/8") HWM straight bit	(Ø6,35mm shank)	**899.052.00**
Solid brass template guide		**899.001.00**
Universal router base		**899.000.01**
Router base for CMT7E/CMT8E		**899.000.02**
3,2mm (1/8") HWM spiral bit	(Ø6,35mm shank)	**192.001.11**
3,2mm (1/8") HWM straight bit	(Ø6,35mm shank)	**812.032.11**
3mm HWM spiral bit	(Ø6mm shank)	**192.630.11**
3mm HWM straight bit	(Ø6mm shank)	**712.030.11**



Complete instructions for assembling and using CMT inlay kit are included.

Template Guide Kit

A practical 7 piece bushing kit that will extend the possibilities of your router. For template-controlled operations such as dovetailing, stair routing, hinge butt routing, lock face routing and more general template tasks.
These kits can be used with any router featuring a 30mm (1-3-/16") bore baseplate.
Fits the most popular routers. Some routers may require CMT's base **899.000.02**.

Description	Order No.
Template Guide Kit	**CMT-TGA**



CMT-TGA

Optional



Description	Order No.
Prebored base for CMT7E and CMT8E	**899.000.02**
Universal base	**899.000.01**

Set contains:

QTY.	1	1	1	1	1	1	1	2	1
Internal diameter	**15,87**mm	**16,66**mm	**13,49**mm	**10,31**mm	**8,73**mm	**7,14**mm	**6,35**mm	Lock Nut	Adapter
Outside diameter	**20,24**mm	**19,05**mm	**15,87**mm	**12,7**mm	**11,11**mm	**9,52**mm	**7,93**mm	Lock Nut	
Height	**14,28**mm	**14,28**mm	**14,28**mm	**7,93**mm	**3,96**mm	**7,93**mm	**3,96**mm		

Universal Boring Template

CMT ORANGE TOOLS®

CMT's Universal Boring Template has been designed for carrying out precise and productive manual dowelling of furniture elements by using 32mm Euro-System screws. For boring shelf supports with 3mm or 5mm diameter and for making and marking hinge holes. This **CMT900** template will help you prebore the most popular hinge types.

CMT900

For dowelling into surfaces and shelf supports and hinges



Check out the **CMT900** on YouTube



- **Laminated phenolic material**
- **Clear and comprehensible template marking**
- **Precise end stops**



BORING ADAPTERS *(not included):*

- Suitable for any type of drilling machine
- End stop for different boring depths
- DURALUMIN® body with pre-bored holes for better chip ejection
- Precise, flat seating for proper alignment

ORDER NO. **CMT400-1**
Boring adapter for **CMT656, CMT900 JIGS**
For bits with up to 30mm drilling depth:
306.030.21 - 306.050.11 - 306.080.11

QUICK AND EASY:

TECHNICAL DETAILS:	CMT900
Max. board width with clamping:	900mm
Max board width:	no limits
Board thickness:	no limits
For dowels:	Ø8mm
Hole distance:	32mm
Number of holes:	26
For shelf support:	Ø3mm, Ø5mm
For hinges:	Ø3mm for wooden screws
	Ø5mm for Euro screws



HW DOWEL BITS *(not included):*

DESCRIPTION			ORDER NO.
D=3x18mm	S=8x20mm	HWM	**306.030.21**
D=5x30mm	S=8x20mm	HW	**306.050.11**
D=8x30mm	S=8x20mm	HW	**306.080.11**

*Other sizes available in **306-307** series*



Boring into a surface for dowel joints using the template.

Boring Ø3mm and Ø5mm holes for shelf supports.

Preboring holes for hinges (base and panel).

CMT900 Boring Template Includes:

- Boring template from laminated pertinax
- End stop set
- End stop set for large elements
- Centering pin for hinges

DESCRIPTION	ORDER NO.
Universal Boring Template	CMT900

®Brand names mentioned in CMT products are the property of their respective owners (see back cover)

www.dahm.no

Universal Boring Jig

CMT ORANGE TOOLS®

Designed for manual dowelling of furniture elements, this jig with its 32mm perforations, guarantees high precision work and increases productivity. For use with special adapters **CMT400-1** and **CMT400-2**.

CMT656

For edge dowelling and jointing

- **Precise holes**
- **Detachable end stops**
- **Ergonomic manual tighteners**
- **Precise and flat DURALUMIN® profile**

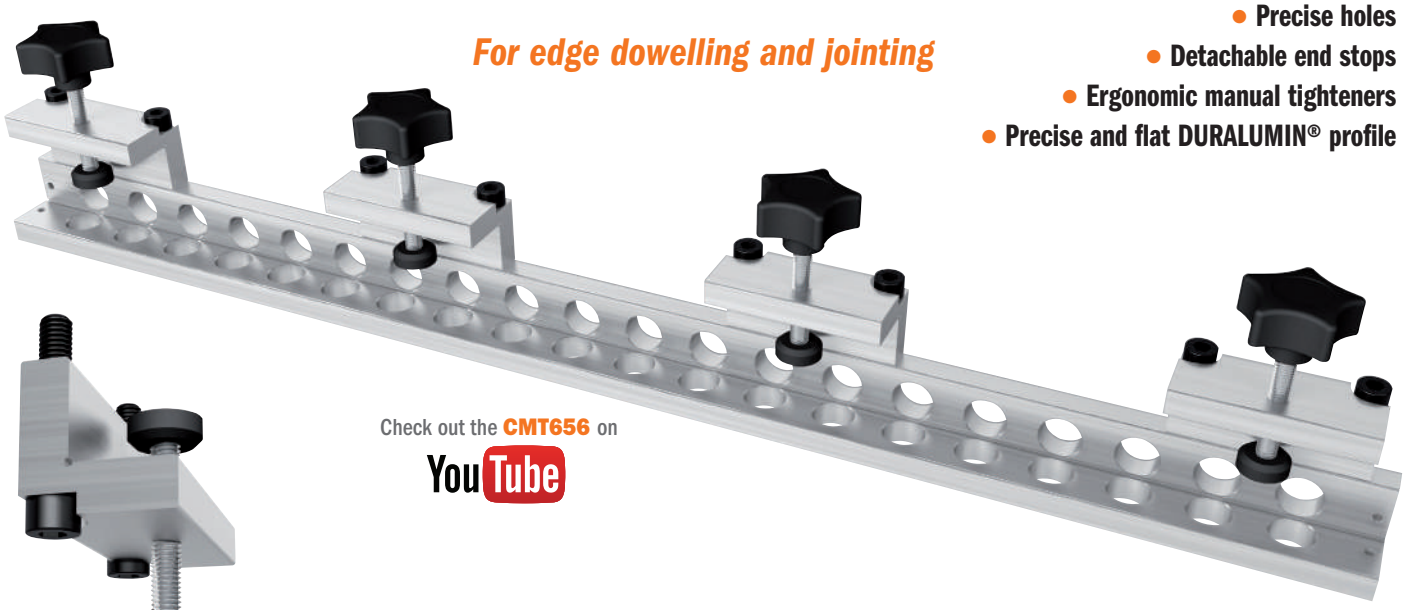

Check out the **CMT656** on YouTube

SPARE CLAMP *(optional)*
To speed up your work with elements of different width.
Order no. **CMT400-3**

UNIQUE SOLUTION



A unique solution for boring holes: allows the safe use of the jig as well as protection of the bit's cutting edges since it passes perfectly through the adapter.

3 EASY STEPS IN CREATING DOWEL JOINTS

1



Place the jig onto the board, fix the end stop and tighten the workpiece. Set the bore depth and clamp the boring adapter on your drilling machine. Bore vertical holes.

2



Fasten the jig on the other element, fix the end stop and set the bore depth. Bore horizontal holes.

3



Now insert the dowels with glue into the holes and join both elements.



As an alternative, use through hole bits and screw the elements together.



BORING ADAPTERS *(not included):*

- End stop for different boring depths
- Suitable for any type of drilling machine
- DURALUMIN® body with holes for better chip ejection
- Precise and flat seating for proper alignement.

ORDER NO. **CMT400-1**
Boring adapter for **CMT656, CMT900 JIGS**
to use with drills bit:
306.030.21 - 306.050.11 - 306.080.11 - 307.050.11

ORDER NO. **CMT400-2** (for screw joints)
Boring adapter for **CMT656, CMT900 JIGS**
to use with drill bit **307.050.11**



HW DOWEL BITS *(not included):*

DESCRIPTION			ORDER NO.
D=3x18mm	S=8x20mm	HWM	**306.030.21**
D=5x30mm	S=8x20mm	HW	**306.050.11**
D=8x30mm	S=8x20mm	HW	**306.080.11**
D=5x40mm	S=8x20mm	HW	**307.050.11** for screw joints
D=7x40mm	S=8x20mm	HW	**307.070.11** for screw joints

Other sizes available in 306-307 series

TECHNICAL DETAILS:	CMT656
Max board width (once clamped down)	656mm
For dowels:	Ø8mm
For through holes:	Ø7mm
Hole distance:	32mm
Number of Ø18mm holes:	2x20
Board thickness max:	40mm
Overlap (post-assembly):	0,8mm

DESCRIPTION	ORDER NO.
Universal Boring Jig (656mm in one tightening)	CMT656

®Brand names mentioned in CMT products are the property of their respective owners (see back cover)

www.dahm.no

CMT ORANGE TOOLS®

RCS

Exclusively from your CMT distributor

Turn your router into a remarkable carving tool. It's fast, easy, and a whole lot of fun!
Who says that intricate woodcarving requires an artist's touch? Thanks to the patented 3D Router Carver system, anyone with a plunge router can create any of the beautiful designs shown on these pages in just minutes. Decorate doors, drawers, cabinets, furniture or just about any flat wooden surface with one or more of these designs. How does it work? The secret is in the 3D Router Carver Bit and the way that bit interacts with the carving templates. The V-Groove router bit is enclosed in a 45° cone-shaped guide. You rout with the plunge mechanism of your router unlocked, allowing the bit to move up or down as the router moves forward. As the slot in the template get wider, the bit moves down, producing a wider, deeper V-groove. As the slot gets narrower, the bit moves up, and the groove gets narrower and shallower. It sounds simple, and it is! (that's why the system is patented worldwide). Please see the illustrations below for more details on the carving technique. You'll receive complete instructions with your 3D Carver templates. For an informative visual demonstration, check out the 3D Router Carver video on our web site.



What do you need to get started?

- The 3D Router Carver bit
- The Carver template of your choice
- The Holding frame to match your template
- Your plunge router

(Note: Be sure the opening at the base of your router is at least 47,6mm in diameter.
If it isn't, you'll need to make a sub-base to accept the large diameter of the 3D Carver bit.)

Check out
3D Router Carver System on
YouTube

3D Router Carver Bit & Sleeve

S mm	ORDER NO. Right-hand rotation	Spare parts						Optional
		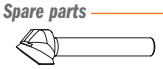	 44,5					 39
8	**RCS-BIT8**	RCS-CUT8	RCS-SLE8	RCS-SHIELD		RCS-NUT8	991.007.00	RCS-SLEEVE8
12,7	**RCS-BIT**	RCS-CUT		RCS-SHIELD	990.091.00		990.092.00	

Here's how it works:

1. Clamp or tack the holding frame to your workpiece

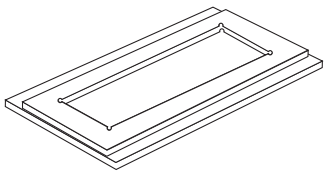

2. Drop the template into the center of the frame

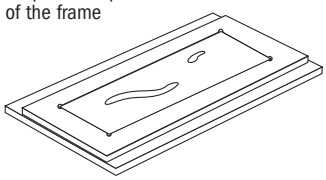

3. Plunge the bit into a wide part of the slot and rout with the router's plunge mechanism unlocked.

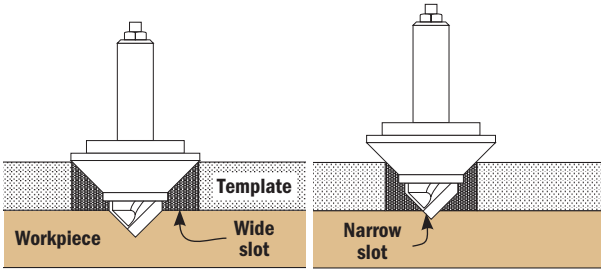

Allow the plunge mechanism to move up and down as you advance.
Wider template slots allow wider, deeper grooves.
Narrower slots produce shallower grooves.

4. With the frame still in place, flip the template & rout again. Some templates will be routed 2 to 4 times, depending on the complexity of the design.

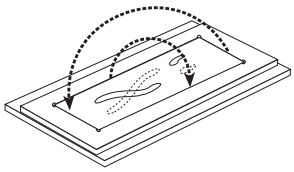

5. Remove the frame and you're finished!

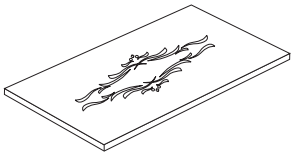



Cabinet door & Panel Carvings

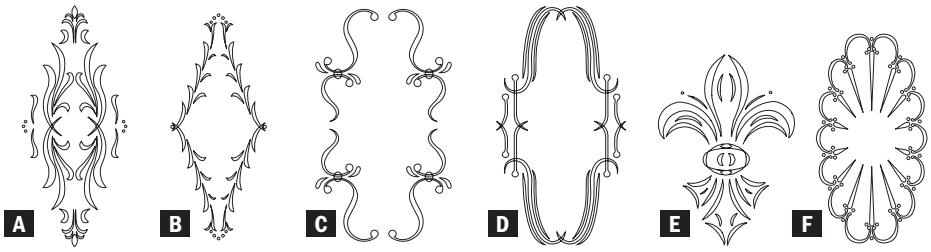

These designs are ideal for the doors or panels of cabinets, entertainment centers, fireplace surrounds or almost any flat surface. See the designs below for complementary patterns for drawers, rails and corners.
Approximate carving time is 5 minutes.

Description	Carving dimensions mm	No. of templates	ORDER NO.
Classical cabinet door - **A**	440 x 185	2	**RCS-302**
Florentine cabinet door - **B**	415 x 170	2	**RCS-304**
Cascade cabinet door - **C**	365 x 210	1	**RCS-305**
Roma cabinet door - **D**	375 x 200	1	**RCS-306**
Fleur-de-Lys door - **E**	250 x 180	4	**RCS-805**
Spanish fan template - **F**	380 x 200	2	**RCS-806**
Cabinet door holding frame			**RCS-003**





TIP: Many carvings, like the Florentine rail, are enhanced with the addition of a rosette.



Panel & Rail Carvings

RCS

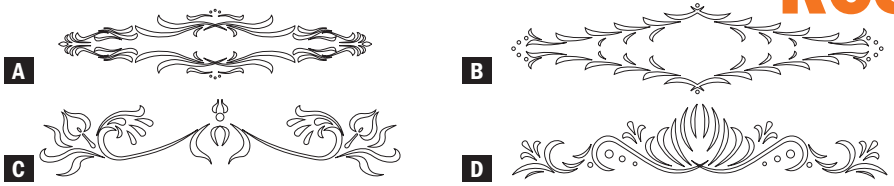

With a long, horizontal shape, these designs are perfect for door rails, headboards, cabinet face frames and valences. Approximate carving time is 4 minutes.

Description	Carving dimensions mm	No. of templates	Order No.
Classical Rail - **A**	550 x 120	2	**RCS-402**
Florentine Rail - **B**	550 x 130	2	**RCS-404**
Cascade Rail - **C**	530 x 110	3	**RCS-405**
Folklore Rail - **D**	550 x 110	3	**RCS-406**
Rail Holding Frame			**RCS-004**





Drawer & Furniture Carvings

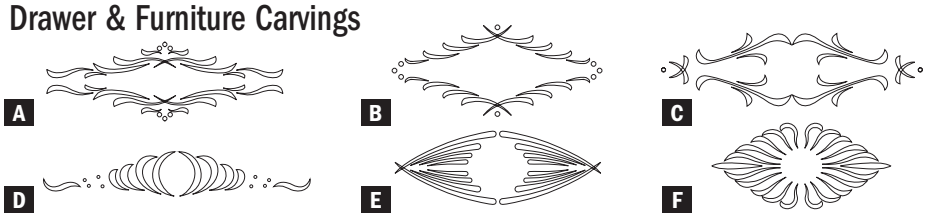

Originally intended for drawer fronts, these designs are great for lots of other projects: small doors, side panels of cabinets, furniture and more. For door and drawer combinations, match the style of the door designs above. Approximate carving time is 4 minutes.

Description	Carving dimensions mm	No. of templates	Order No.
Classical Drawer - **A**	210 x 70	2	**RCS-502**
Florentine Drawer - **B**	195 x 85	2	**RCS-504**
Cascade Drawer - **C**	250 x 65	1	**RCS-505**
Folklore Drawer - **D**	250 x 40	2	**RCS-506**
Roma Drawer - **E**	190 x 65	2	**RCS-507**
Blaze Drawer - **F**	250 x 110	2	**RCS-510**
Drawer Holding Frame			**RCS-005**



Corner & Small Decoration Carving Designs



Description	Carving dimensions mm	No. of templates	Order No.
Classical - **A**	155 x 40	3	**RCS-602**
Florentine - **B**	120 x 30	3	**RCS-604**
Cascade - **C**	190 x 40	3	**RCS-605**
Folklore - **D**	150 x 45	3	**RCS-606**
Corner Holding Frame			**RCS-006**



Rosette Carvings

You get two templates for the price of one with these designs! Each item includes templates for two sizes of rosette. Use with the rosette frame sold above, or use the large rosettes with the cabinet door frame or small rosettes with rail frame.

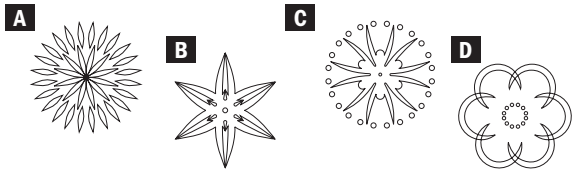

Description	Carving dimensions mm	No. of templates	Order No.
Rosette #1 & #5 - **A**	85 & 68	2 & 2	**RCS-701**
Rosette #2 & #6 - **B**	88 & 70	1 & 1	**RCS-702**
Rosette #3 & #7 - **C**	82 & 65	1 & 1	**RCS-703**
Rosette #4 & #8 - **D**	79 & 62	1 & 1	**RCS-704**
Rosette Holding Frame			**RCS-007**

CMT ORANGE TOOLS®

Southwestern Carving Designs

RCS



These popular Southwestern designs are actually several shapes in one. Both sizes can be routed as circular carvings, or use only portions of the template to suit your project.



Rout the complete spanish fan design or make partial rosettes

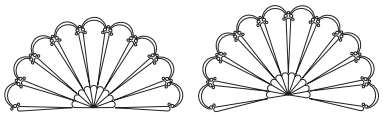

Description	Carving dimensions mm	No. of templates	Order no.
Large Spanish Fan	400	1	**RCS-801**
Small Spanish Fan	200	1	**RCS-802**
Rosette Holding Frame			**RCS-007**

Special designs for animal lovers!



Your imagination will be your guide on these neat designs. Furniture or decorations for the kids, paneling for the den or rec room, a gift for the sportsman.



Description	Carving dimensions mm	No. of templates	Order no.
Dolphin - **A**	200 x 290	4	**RCS-803**
Eagle - **B**	178 x 298	4	**RCS-804**
Deer - **C**	394 x 190	4	**RCS-901**
Horse - **D**	445 x 203	3	**RCS-902**
Longhorn - **E**	419 x 194	4	**RCS-904**
Teddy bear - **F**	394 x 203	3	**RCS-906**
Cabinet Door Holding Frame			**RCS-003**

Bit Organizer

03.51

100 bits at your fingertips
You always need your most used bits within reach! They also need to be safely organized. CMT offers a perfect solution for keeping them in order with a handy organizer. Conveniently holds up to 100 router or drill bits of any size with the use of a CMT interchangeable bushing to fit all shank diameters. See options listed below.







Description	Order no.
Bit Organizer 320x320x45mm (without bushings)	**03.51.0106**
Interchangeable Bushings for Ø6mm shank (20-Pcs.)	**03.51.0046A**
Interchangeable Bushings for Ø6,35mm shank (20-Pcs.)	**03.51.0047A**
Interchangeable Bushings for Ø8mm shank (20-Pcs.)	**03.51.0048A**
Interchangeable Bushings for Ø9,5mm shank (20-Pcs.)	**03.51.0057A**
Interchangeable Bushings for Ø10mm shank (20-Pcs.)	**03.51.0058A**
Interchangeable Bushings for Ø12mm shank (20-Pcs.)	**03.51.0059A**
Interchangeable Bushings for Ø12,7mm shank (20-Pcs.)	**03.51.0049A**

Formula 2050: Blade & Bit Cleaner

CMT ORANGE TOOLS®

998

An incredibly effective cleaner for all cutting tools!

Saw shops know how to get the most out of cutting tools. They also know that pitch and residue build-up greatly shorten the life of carbide and compromise performance. We asked various blade sharpeners to test our **Formula 2050** and they all rated it as an excellent product.
Why is it so effective? Because CMT's **Formula 2050** penetrates the microscopic cracks in the resin and attacks the bond between carbide/steel surface and the resin itself. **Formula 2050** keeps your tools in top-notch condition increasing lifespan between sharpening and replacement.





998.001.01



998.001.03

Prolonged use of this product may cause damage to special coating treatments applied to aluminum tool surfaces. Use with caution.

Description		Order no.
0,5 lt. spray bottle	8	998.001.01
5 lt. plastic jug	2	998.001.03

Contact our Sales Department for terms and conditions of delivery and minimum quantity orders.

- Removes pitch, resin and adhesive residue from all woodworking cutting tools (saw blades, router bits, drill bits, shaper cutters, planer blades, etc.)
- Do not rinse after cleaning. Formula 2020 provides protection from rust and corrosion. Keeps your table saw top rust-free, too!
- Can be applied by spray bottle or used in ultrasonic cleaners and dip tanks.

Formula 998: Lubricant for Wood, *Neutralizes Resin*

998

- Neutralizes resin, preventing it from being stuck on chips and sawdust.
- Cleans knobs, barbell handles, etc.
- Anti-corrosion action on woodworking machine table.
- Excellent against humidity.

Watch the video on YouTube

Description		Order no.
1 lt. spray bottle	12	998.002.01
5 lt. plastic jug	2	998.002.03

Contact our Sales Department for terms and conditions of delivery and minimum quantity orders.

998.002.01





998.002.03





Instruction: spray or use a brush to apply the product on machine parts. A uniform layer of product on surfaces helpsthe workpiece slide better, reduces attrition and prevents sticking.

Flexible Templates for Curved & Arched Routing

The CMT flexible template is easy to screw on any kind of wooden panels, MDF or chipboard for creating forms, arcs and curved elements easily and rapidly. In order to fix your template you can use countersunk screws, which are widely available on the market. The CMT template is made of a highly-resistant flexible plastic, which can be tied in knots without any risk of ruining or reducing flexibility.

Screw your template to the edge of the panel and follow its shape and rout the border on the guide ring. The template is suitable for manual feed on routers, router tables and spindle moulders. Rout easily, safely and accurately to make multiple forms such as arcs, curved elements and cut-out forms. Mark the edge of your form precisely and screw it onto a previously-placed panel from underneath.

If you rout with a guide ring mounted onto your spindle moulder, keep your hands a safe distance behind the template. Two different profiles in three lengths are available. Please notice that the smallest profile features a short radius, whereas the larger profile features a larger opening in case of flat and long curves.

- Special plastic without any plasticizer.
- Made in Germany.
- Lasts more than 10 years!

Check out the **Flexible Template** on YouTube



Description	L mm	Order No.
Flexible template for routing 18x18mm	1000	**TMP-1000**
Flexible template for routing 12x12mm	1200	**TMP-1200**
Flexible template for routing 18x18mm	2000	**TMP-2000**













12 Corner Radius Router Template Set from 3mm to 25mm

Our useful 3-piece corner radius template set includes 8mm thick acrylic templates that will allow you to make 12 different radii (4 per template) by using a flush trim or a pattern bit (sold separately). Included with the templates you will also find 4 alignment pins and 4 wood screws.
Use the pins to align the template onto your workpiece, then use the four wood screws provided to secure it. Remove the alignment pins and use the bit to cut the corner of your workpiece to the same radius as the template.

RADIUS	
mm	inches
3	1/8”
5	3/16”
6	1/4”
8	5/16”
10	3/8”
11	7/16”
12	1/2”
14	9/16”
16	5/8”
19	3/4”
22	7/8”
25	1”



Description	Order No.
12 Corner Radius Router Template	**TMP-R12**
Set contains:	
12 Different Radii (3 templates)	
4 Alignment Pins	
4 Wood Screw	

www.dahm.no

Contour Duplicator Gauge

new

CMT ORANGE TOOLS®

CDG-001

For precision tracing of shapes, even curved, in a variety of materials. Easy sliding calipers designed to mold and duplicate any form: pipes, columns, tubing, regular and irregular walls, baseboards, crown molding, door and window framework.
For use on applications such as tile, wood, wood derivatives, composite, porcelain, ceramic, vinyl, flooring for easy tracing, fitting and installation. No guesswork, no patch jobs, less waste!

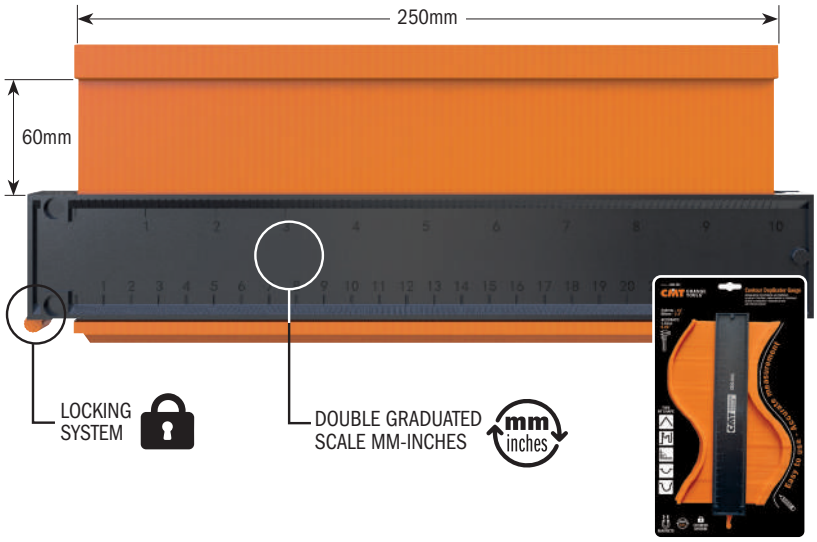

Description		Order No.
Contour Duplicator Gauge	5	CDG-001

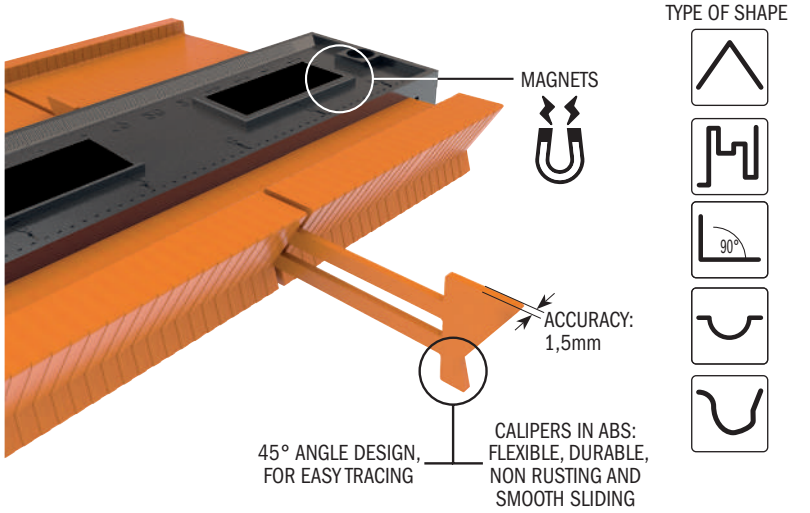

TYPE OF SHAPE

EASY TO USE - ACCURATE MEASUREMENT

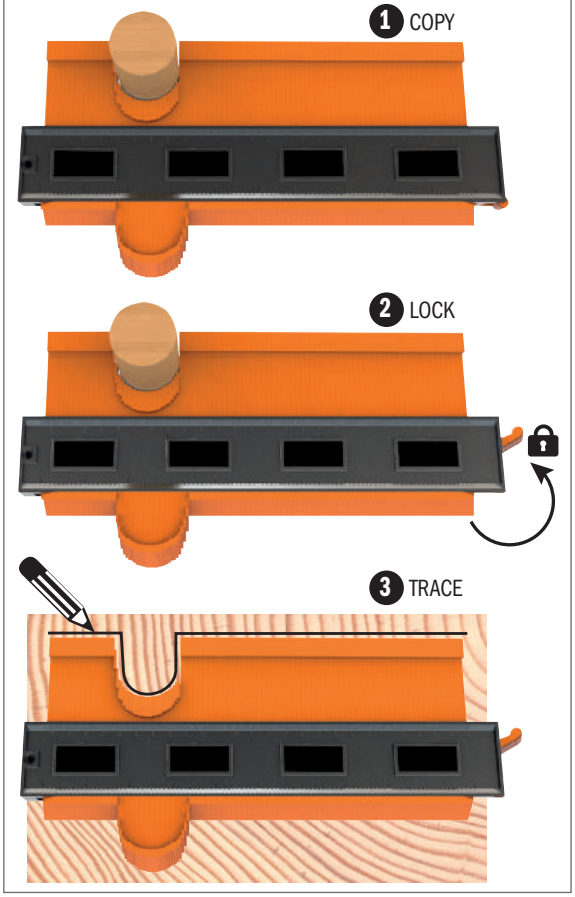

Adjustable Corner Frame Clamps

new

CFC-002

CMT Adjustable Corner Frame Clamps will easily create the perfect 90° angle or handy T-joints typical in shelving, cabinets and frame applications using boards of variable thicknesses from 6 to 25.4 mm. These clamps allow you to work independently, and above all, hands-free so you can glue, dry-fit, nail, screw, or square your joint securely and accurately – just like a professional. The special design allows you to immobilize the panels from the inside (hex key) and from the outside (knob) according to your project needs. Set up is easy as 1-2-3: position the clamp, twist the knob and presto! Equal pressure is instantly applied on each side of the corner and you have a perfectly squared 90° joint! Made of sturdy and durable plastic material, the clamp features a double graduated scale in mm/inches for a broad range of adjustments.









Description	Order No.
2 pcs. Adjustable Corner Frame Clamps 100x100x35	CFC-002

Digital Height Gauge

CMT ORANGE TOOLS®

DHG-001



- Precise measurements for router bits, saw blades, band saw blades, cutter heads, drill bits, holes depth.
- Measuring ruler with Metric/Imperial scale and locking screw.
- Horizontal & vertical measuring.
- Digital easy-to-read display.
- Self-standing with magnets, for setting cutting depth on router tables and low profiles for backfence adjustment.
- Instruction manual.





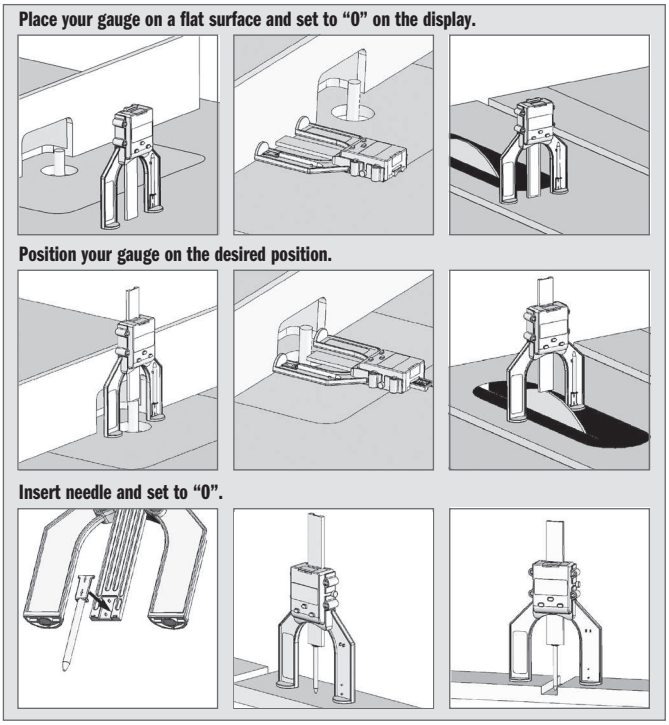

Technical Details:

- Measuring range: .....Scale: 0~80mm (0~3-1/8");
- Needle: .....0~50mm (0~2")
- Wide opening: .....60mm (2-23/64")
- Resolution: .....0.05mm (0.002")
- Accuracy: .....±0.1mm (±0.004")
- Battery: .....**Included**
- Battery Type: .....CR2032-3V; Lithium Button Cell

Description		Order No.
Digital Height Gauge	8	DHG-001

Digital Moisture Meter

DMM-001





Ideal for use in woodworking, building construction and agriculture industries. The **DMM-001** is also an invaluable tool in the restoration field. Ideal for locating moisture in carpets and sub-flooring.
Ultra-sensitive Digital Moisture Meter easily detects hidden leaks in wood, concrete, plaster and carpet.
Providing accurate moisture level readings make this tool great for new home inspections, locating roof leaks or even selecting dry lumber at the yard.
Display will show the moisture content in Percent Moisture Content directly.



Calibration holes







- Measures moisture content by detecting a material's electrical resistivity using two pins.
- Measurement output is displayed on a practical LCD screen.
- Instruction manual.

Technical Details:

- Moisture measuring range: .... 5~50% (in wood); 1.5~33% (in building material)
- Measuring accuracy:..... ±2%
- Backlight shut off:..... Approx. 15 seconds
- Auto power off: ..... After 3 minutes idle
- Battery: .....**Included**
- Battery Type: .....9V Battery Block (6F22 or 6LR6); Alkaline
- Low battery indicator: ..... <7V
- Working current: ..... <25mA
- Working temperature: ..... 32°F~122°F
- Working humidity: ..... <90%RH non-condensing
- Storage: ..... -4°F~140°F ≤85% (without battery)
- Dimensions: ..... 145 x 65 x 25mm (5-11/16" x 2-9/16" x 1")
- Weight: ..... About 3oz (without battery)

Description		Order No.
Digital Moisture Meter	5	DMM-001

Spare parts **DMM-001/1** Set 2 Pin for DMM-001

www.dahm.no

Digital Angle Gauge

CMT ORANGE TOOLS®

DAG-001





The digital angle gauge is a mini waterproof digital protractor that provides digital readings between ±90°x 4 with a resolution of 0,1° and features auto shut off after 5 minutes. It is small enough to be carried around in your pocket and the LED screen is easy to read.
It incorporates magnets in the base for adhesion to any ferrous surface to accurately measure mitre and bevel angles on mitre saws, saw benches, etc.

- Accurately sets saw blade bevel angle, works great for miter saws and table saws.
- Automatic LCD backlight
- Large display for easy digital reading
- Measurements in absolute or relative mode
- Angles displayed in degrees
- Automatic digit inversion for overhead measurements
- Set to ZERO
- Magnetic base
- Case included
- Instruction manual

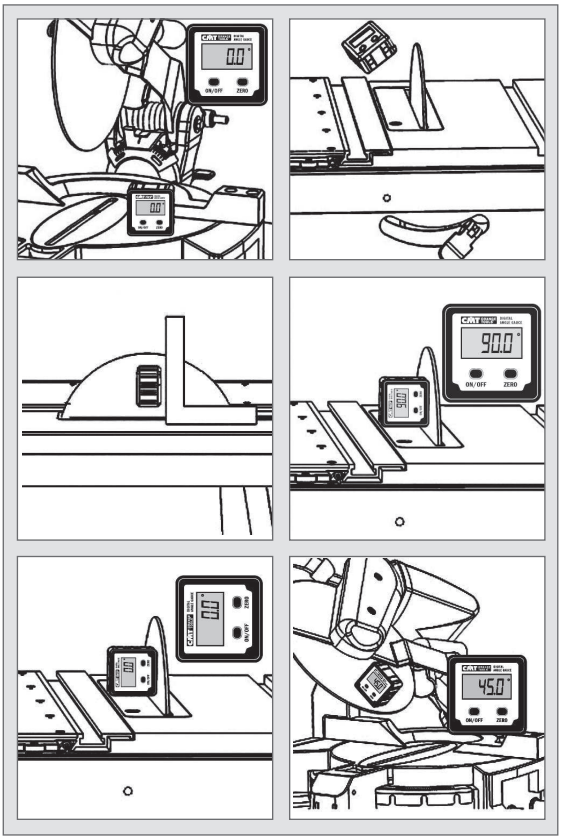

Watch the video on YouTube

TECHNICAL DETAILS:
- Range: .....±90°x 4
- Resolution: .....0.1°
- Battery: .....**Included**
- Battery Type: .....AAA-1.5V; Alkaline
- Dimensions: .....60 x 60 x 28mm (2-3/8" x 2-3/8" x 1-1/8")

DESCRIPTION	ORDER NO.
Digital Angle Gauge	**DAG-001**

Digital Angle Finder

DAF-001



This digital angle finder is a multi-functional tool for many measuring applications. Easy to operate, the base unit carries the electronics featuring clear detailed LCD display, a pair of levelling vials and a pivoting measuring arm. When the arm is extended, the angle created with the base is indicated clearly on digital read-out to the nearest 0.05°. The measuring range is 0 - 360°. The vials allow both vertical and horizontal variations to be accurately measured. Other features include a lock function to prevent the last measurement being lost, a low battery indicator and automatic shut off function. Robust yet lightweight, this tool is very versatile.

DESCRIPTION	ORDER NO.
Digital Angle Finder	**DAF-001**

Watch the video on YouTube



- Easy and simple to use.
- Calculates angles in seconds.
- Large detailed LCD display.
- Robust, lightweight aluminium construction.
- Instruction manual.

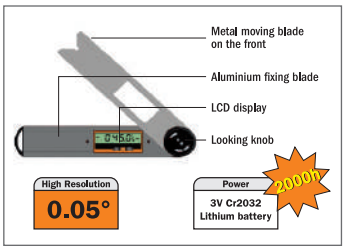

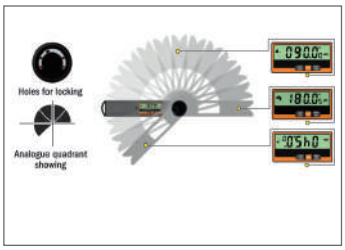

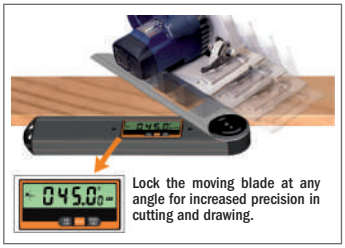

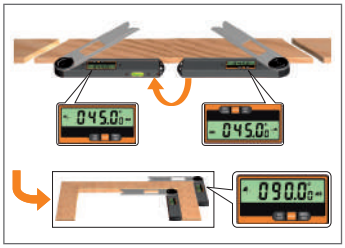

TECHNICAL DETAILS:
- Range:..... 0-360°
- Resolution: ..... 0.05°
- Battery: ..... **Included**
- Battery Type: ... CR2032-3V; Lithium Button Cell
- Dimensions: .... 260 x 50 x 25mm (10-1/4" x 2" x 1")

Adjustable Torque Screwdriver Set 1~6 Nm

new

CMT ORANGE TOOLS®

TW-006



The Adjustable Torque Screwdriver set includes 20 types of inserts and provides a sturdy protective case to store and keep tools safe. In addition to the instruction manual, inside you'll find the calibration certificate (unique for each instrument) according to DIN ISO 6789 & ASME B107.300-2010.



SET CONTAINS:

- Torque screwdriver
- 20 types of inserts:
  - 0-1-2-3 (n°4 pcs)
  - 8-9-15-20-25 (n°5 pcs)
  - 3-4-5-6 (n°4 pcs)
  - 1,5-2-3-4-5-6 (n°6 pcs)
  - \+ Square Adaptor 1/4" (6,35mm), n°1 pc
- Plastic case
- Instruction manual
- Calibration certificate

TECHNICAL DETAILS:

- Range..... 1~6 Nm
- Resolution..... 0.1 Nm
- Tolerance..... ±6%
- Length..... 195mm (7.7")
- Weight..... 335gr. (11.8oz)
- Automatic quick-release, audible and palpable click, when selected torque is reached
- Automatic reset after 90°
- Right-handed (CW)

TORQUE SUGGESTED*

THREAD	Nm
M2,5	1,0
M3	1,2
1/8"	1,4
M3,5	1,8
M4	2,7
M5	5,3

*** Suggested tightening torque for CMT screws (Class 8.8)**

To download this user manual in a different language, visit **www.cmtorangetools.com**

DESCRIPTION		ORDER NO.
Adjustable torque screwdriver set 1~6 Nm	24	TW-006

APPLICATION:





The Adjustable Torque Screwdriver is versatile enough for use in many fields, but we recommend it for the tightening or fastening of CMT bits and cutters heads with interchangeable knives.

Interchangeable Torque Wrench 20~200 Nm

The Interchangeable Torque Wrench comes complete with a sturdy protective case to store and keep tools safe, an instruction manual, and calibration certification(unique for each instrument) according to DIN ISO 6789 & ASME B107.300-2010.

TW-200



Scale Adjuster — Torque Scale (Nm/Lbt-ft) — Interchangeable Head S=14x18mm

Optional



TW-2836 (ER16 & ER20)
TW-4045 (ER25)
TW-5055 (ER32)
TW-5862 (ER40 & EOC25)
TW-8001 (Kinetic Dust Extractor 992)
TW-1001 (Kinetic Dust Extractor 992)



TW-A912



TW-A095
TW-A127

APPLICATION:



The Interchangeable Torque Wrench is versatile enough for use in many fields, but we recommend it for the tightening of CMT chucks.

TECHNICAL DETAILS:

- Range..... 20~200 Nm (10-150 lbf-ft)
- Resolution..... 1 Nm
- Tolerance..... ±4%
- Length..... 500mm (19.7")
- Weight..... 1,15Kg. (40.6oz)
- Automatic quick-release, audible and palpable click, when selected torque is reached
- Right-handed (CW)

TORQUE SUGGESTED*

CHUCK/COLLET	Nm	Lbf-ft
ER16	57	42
ER20	80	59
ER25	104	77
ER32	135	100
ER40	176	130
EOC25	122	90

*** Suggested tightening torque for CMT Chuck/Collet**

To download this user manual in a different language, visit **www.cmtorangetools.com**

DESCRIPTION	S mm		ORDER NO.
Interchangeable Torque Wrench 20~200 Nm	14x18	12	TW-200
Hook Head Insert Ø=28-36mm (ER16 & ER20)	14x18	1	TW-2836
Hook Head Insert Ø=40-45mm (ER25)	14x18	1	TW-4045
Hook Head Insert Ø=50-55mm (ER32)	14x18	1	TW-5055
Hook Head Insert Ø=58-62mm (ER40 & EOC25)	14x18	1	TW-5862
Hook Head Insert Ø=80mm (Kinetic Dust Extractor 992)	14x18	1	TW-8001
Hook Head Insert Ø=100mm (Kinetic Dust Extractor 992)	14x18	1	TW-1001
Push Ratchet Insert S2=3/8"	14x18	5	TW-A095
Push Ratchet Insert S2=1/2"	14x18	5	TW-A127
Adapter Insert S2=9x12mm	14x18	50	TW-A912

www.dahm.no

Laminate/Veneered-Panel Cutter

DET-003

A very useful hand tool for clean, splinter-free cuts on laminates and veneer with no waste. Place your material into the fence provided and run the cutter along the edge of the panel. The two opposing steel-made circular cutting blades mounted on roller bearings will trace the cutting line. Use the micrometer knob on the top of the tool to set the cutting thickness, or adjust the strip width by using the metric/inch scale provided. Loosen the lock knob on the scale, move the metal bracket which holds the fence and tighten the lock knob again on the desired cutting width.



TECHNICAL FEATURES:

- Cutting width: 12~110mm (15/32" ~ 4-21/64").
- Cutting depth: 0~2mm (0 ~ 5/64").
- Weight: 1.2 kg (2.65 lbs).

DESCRIPTION	ORDER NO.
Laminate/Veneered-Panel Cutter	**DET-003**

Spare parts **DET-003K** Pair of cutters right-left for DET-003

Edge Banding Iron

DET-004

Apply pre-glued edge banding easily and accurately. The iron non-stick surface allows smooth and easy application. The thermostatically controlled short preheat time gets you working quicker. Includes heat resistant metal base to place iron when not in use.

- Includes thermostatic heat control.
- Non-stick coating.
- Specially shaped shoe with rounded edges.
- Metal stand.
- 154cm (5-1/2') power cord, 230V.



TECHNICAL DETAILS:

- Voltage: 110-230V
- Electric current: 0.3A
- High temperature: 180° ±10° C

DESCRIPTION	ORDER NO.
Edge Banding Iron	**DET-004**

Edge Banding End Trimmer

DET-002

An indispensable tool for easy and safe end trimming after edge banding. Position the tool on the banding, press down on the handle to operate the blade in a shearing action. The cutting knives are interchangeable, so when the cutting knife becomes dull, you can simply replace it with the anvil knife for a double lifetime. For cutting banding up to 0,5mm thick with a maximum cutting width of 54mm.
This tool can also be paired up with our double edge trimmer **DET-001**. We recommend using our edge banding end trimmer **DET-002** before using our double-edge trimmer **DET-001**.



DESCRIPTION	ORDER NO.
Edge Banding End Trimmer	**DET-002**

Spare parts **DET-002K** 2-Pcs replacement blade set 55x13x1,5mm

Double-Edge Trimmer

DET-001

Attach this trimmer to your workpiece, press both ends against the board for a cutting range between 13mm (1/2") and 25mm (1"), move the trimmer in the correct direction indicated by the arrow. This will cut on both sides easily. The first cutter will cut straight, the second one can be adjusted for a tapering cut. Both cutters are made from high-quality hardened steel and can be easily replaced when worn out.



DESCRIPTION	ORDER NO.
Double-Edge Trimmer	**DET-001**

Spare parts **DET-001K** Spare knives for double-edge trimmer

Bowl & Tray System

CMT ORANGE TOOLS®

BTS-002

CMT System **BTS-002** provides a fun and easy way for you to make divided bowls and trays in your shop. No lathe? No problem. This bowl making technique uses a router and CMT's unique bowl and tray router bit. The resulting bowls and trays are beautiful. This kit also provides an excellent way to use up scrap wood. Glue pieces together, butcher block style, to make a beautiful pattern of colors and species.

The templates will withstand a lifetime of use and can be used to make a variety of bowl or tray styles. The collet extension, used to make extra deep bowls, is also useful whenever your general woodworking requires extra deep cuts.



TMP-011
MDF Template



TMP-012
MDF Template





Trace the templates onto the bowl blank.



Rough out the interior using a drill press and a 50,8mm Forstner bit.



Rout the interior to final shape using the bowl and tray router bit and collet extension.



Bandsaw the exterior to final shape.

Watch the video on YouTube

Description	ORDER NO. S=Ø12mm
Bowl & Tray System	**BTS-002**
The kit includes	
Router Bit	951.502.11B
Router Collet Extension	796.002.00
MDF Template nr. 1	TMP-011
MDF Template nr. 2	TMP-012
Instruction manual	

Optional



TMP-101
MDF Template
400x400mm.



TMP-103
MDF Template
400x400mm.



TMP-105
MDF Template
330x300mm.

Diamond Whetstones

CMT ORANGE TOOLS®

DSS

For professional, industrial and home users

FAST: real quality diamond, the hardest known material, reduces the sharpening process.

EASY: stoke the blade across the surface with little pressure.

DURABLE: we use natural diamonds for long-lasting performance.

VERSATILE: for sharpening any hard material, steel, glass, ceramic, tungsten carbide, etc.



FOR SHARPENING, HONING AND LAPPING

- axes
- bayonets
- broadheads
- cable cutters
- carbide cutters
- chainsaws
- chisels
- climbing equipment
- engraving tools
- farm and garden tools
- fish hooks
- Forstner bits
- knives
- lapidary tools
- lawn mower blades
- masonry drills
- moulds and dies
- plane blades
- planer /jointer knives
- pruners
- ring tool
- router bits
- saw blades
- scissors
- shears
- ski and snowboard edges
- small contact area and pointed tools
- speed and hockey skates
- woodcarving scrapers
- woodturning tools

FOR ABRADING HARD MATERIALS

- ceramic
- composites
- fibreglass
- glass
- stainless steel
- stone
- titanium
- tool steel
- tungsten carbide

FOR FLATTENING

- chisel backs
- engine heads
- machine bolsters and ways

Watch the video on YouTube



Universal diamond whetstone in leather sheaths

DIMENSIONS	GRAIN mm	GRAIN	ORDER NO.
115 x 25 x 3	D15 extrafine	green	DSS-115E
115 x 25 x 3	D25 fine	red	DSS-115F
115 x 25 x 3	D46 coarse	blue	DSS-115M
115 x 25 x 3	D76 extracoarse	black	DSS-115G



Diamond whetstone file

DIMENSIONS	GRAIN mm	GRAIN	ORDER NO.
100 Ø4,8	D54 coarse	blu	DSS-048M



Universal diamond whetstones in hardwood case

DIMENSIONS	GRAIN mm	GRAIN	ORDER NO.
150 x 52 x 16	D15 extrafine	green	DSS-150E
150 x 52 x 16	D25 fine	red	DSS-150F
150 x 52 x 16	D46 coarse	blue	DSS-150M
150 x 52 x 16	D76 extracoarse	black	DSS-150G

A unique production process to guarantee long tool life

A perforated steel plate is moulded onto a strong plastic base by applying high pressure. The steel is then covered with natural diamonds embedded into a nickel plate. The pattern and diamond coating ensures fast sharpening, whereas the plastic indents hold the lubricating water and disperse the fine dust emitted by the diamonds during sharpening.

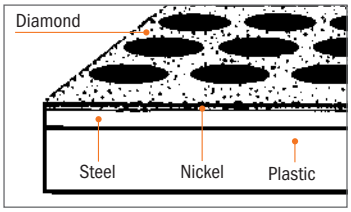

The diamond whetstones are available in four meshes for multiple purposes:

D15 EXTRAFINE/GREEN (9 microns, 1200 mesh)
To refine and polish sharp edges to razor sharp perfection. If you are new to sharpening or need your knife or tool edges as sharp as possible, this grain type is what you are looking for.

D25 FINE/RED (25 microns. 600 mesh)
To restore any slightly dull knife or tool edges to perfect sharpness. Professional chefs and gourmet cooks prefer using this grit grain, too. This product is perfect for the edge refinement process before micro-refinement and polishing.

D46 COARSE/BLUE (45 microns, 325 mesh)
To quickly restore dull and worn edges. Professionals who require faster cutting action and less edge refinement often use this medium grit grain.

D76 EXTRA-COARSE/BLACK (60 microns, 220 mesh)
Recommended for aggressive removal of metal and metallic residue on damaged tools or restore heavy-duty outdoor tools such as axes and lawn mower blades. This grit grain is commonly used as a first step for flattening the back of chisel and plane irons or for rapid stock removal from chipped or badly damaged edges.

Instructions

Use water for lubrication, after use, rinse and store dry.

1. Keep your knife with cutting edge away from you.

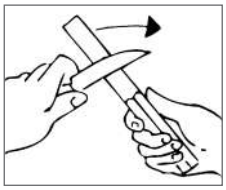

2. Apply some water to the stone surface. Hold blade 20° to diamond surface.

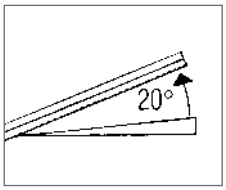

3. With little pressure and in long strokes push the blade across surface.
From edge heel to edge tip, alternately on both sides.
For pointed tools.
Use the unperforated diamond area.

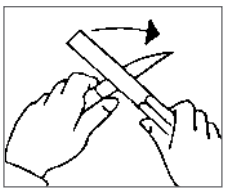

Latex Coated Gloves

new

CMT ORANGE TOOLS®

GLA

These protective gloves are not only comfortable but offer high elasticity, impressive grip as well as good resistance to abrasion, perforation and tears. CE Certified and Mechanical Hazards EN 388:2016 compliant (2132X). Available in three sizes!





Description		ORDER NO.
Latex coated gloves M (8)	25	GLA-08M
Latex coated gloves L (9)	25	GLA-09L
Latex coated gloves XL (10)	25	GLA-10XL

CMT Professional Tool Bag

BAG-001

- Top zipped design and wide opening for accessing tools easily.
- Sturdy material and hard rubber bottom are resistant to rough handling and protects the contents from hard falls.
- 6 interior pockets, 12 exterior pockets.
- Ideal for storing and transporting hand tools as well as other medium sized items & accessories.

Material: Polyester 600D with 3mm EPE foam
Dimensions: 400x200x250mm

Description		ORDER NO.
CMT Professional Tool Bag	12	BAG-001





5 rubber studs at bottom



Carpenter Pencil & Ink Pen

PCL-1

An easy-grip shape and larger rectangular surface area means this pencil won't roll away or slip from your hands. The non-round core makes highly legible thick or thin lines.
Perfect for high precision tracing and marking virtually any surface. Easy to erase.
Strong break-resistance lead center withstands rough handling as well as the rigours and extreme conditions of the construction environment.



PCL-2

Description		ORDER NO.
Carpenter Pencil	50	PCL-1
CMT Ink Pen	50	PCL-2

new



Deep Hole Mechanical Marker

new

CMT ORANGE TOOLS®

- Tip length 45mm (05.7mm) for marking tight and hard to reach places.
- Push-feed button for automatic lead advancement with built-in sharpener.
- CMT refills 02.8mm insertable at tip or opposite end.
- Sturdy metal body and handy pocket clip.
- Marks a variety of surfaces, rough or smooth, dry, wet or dusty.
- CMT refills available in Graphite (2B) or Crayon (red & yellow), each marker includes one graphite lead.
- **Graphite** ideal for marking: Paper, Wood, Laminates, Masonry, Stone and Artificial Stone, Metals and Non-Ferrous Metals.
- **Crayon*** ideal for marking: Plastics, Ceramic, Glass, Paper, Wood, Laminates, Masonry, Stone and Artificial Stone, Metals and Non-Ferrous Metals.

*Colored leads are made of wax, which means they are softer and more fragile than graphite leads. Handle them with care.



PCL-3D



Description	Order No.
Deep Hole Mechanical Marker (display)	PCL-3D
Set contains	
24 pcs. PCL-3 Deep Hole Mechanical Marker	
8 pcs. PCL-3B Graphite Refills Leads (6 pcs.)	
4 pcs. PCL-3C Graphite (2pcs.) & Crayon Refills Leads (2pcs. red + 2pcs. yellow)	



WARNING:
Avoid breakage!
To close after refilling, carefully align the four grooves inside of pen barrel and cap.



Align the 4 grooves

Description		Order No.
Graphite Refills Leads (6 pcs.)	20	PCL-3B
Graphite (2pcs.) & Crayon Refills Leads (2pcs. red + 2pcs. yellow)	20	PCL-3C



PCL-3C



2 PCS 2B GRAPHITE
2 PCS YELLOW CRAYON
2 PCS RED CRAYON

PCL-3B



6 PCS 2B GRAPHITE



www.dahm.no

Display Cabinets



PRODUCTS	PAGE
Display Cabinets for Saw Blades	414
Display Cabinets for Sabre & Jig Saw Blades	415
Display Cabinets for Multi-Cutters	416
Display Cabinets for Router Bits	417
Display Cabinets for Router Bits & Forstner Bits	418
Display Cabinets for Hole Saws	419
Display Cabinets for Drill & Boring Bits	420
Multi Tools Mini Counter Display	421

Display Cabinets for Saw Blades

A sturdy steel saw blade display cabinet equipped with a backlight to place anywhere in your store. Hang and display a variety of different saw blades. Contact your CMT representative to seek advice on the most effective sawblade display composition for your needs. Tools not included. Dimensions in cm.

SUITABLE FOR ALL BLADE TYPES

ORANGE CHROME



XTREME PERFORMANCE



NON-STICK ORANGE SHIELD COATING



ITK PLUS



CMT CONTRACTOR TOOLS





03.53.0011-X24
(150mm)



03.53.0012-X24
(50mm)

03.00.0038



Image for information purposes only

Dimensions: 120 x 45 x 223cm

DISPLAYS THAT SELL!

Description	Order no.
Display Cabinet with backlight (220V) for saw blades (blades and hooks not included - sold separately)	**03.00.0038**
Hooks 50mm. (24-pc pack)	**03.53.0012-X24**
Hooks 150mm. (24-pc pack)	**03.53.0011-X24**
Shelf (380x250x68mm.) for CMT display cabinet 03.00.0038 and 03.00.0045	**03.53.0038**
Lighted header sign CMT ORANGE TOOLS (220V) ***(spare parts)***	**03.54.0084**
LED TUBE (220V) for sign display ***(spare parts)***	**03.54.0097**

A sturdy steel sabre and jig saw blade display cabinet equipped with a backlight to place anywere in your store. You can hang and display a variety of different blades. Contact your CMT representative to seek advice on the most suitable blade display composition for your needs. Tools not included. Dimensions in cm.

IMBALL0143



Cardboard counter display for jig saw blades.
CMT's end cap cardboard display for jig saw blades takes advantage of the existing space in your store and is designed for countertops, existing shelves or free-space inside CMT display cabinets. Suitable for stocking up to 12 different jig saw blade types, 10 packs each, 120 packs in total. The end cap cardboard display helps increase product visibility and sell more!

DISPLAYS THAT SELL!

03.00.0038



Image for information purposes only

Dimensions: 120 x 45 x 223cm



5-PIECE MASTERPACK



25-PIECE MASTERPACK



5-PIECE MASTERPACK



20-PIECE MASTERPACK

03.53.0020-X12

(50mm, for JS)





03.53.0012-X24

(50mm)



03.53.0011-X24

(150mm)

Description	Order No.
Counter display only (blades not included)	**IMBALL0143**
Display cabinet with backlight (220V) for sabre and jig saw blades (blades and hooks not included - sold separately)	**03.00.0038**
Hooks 50mm. (24-pc pack)	**03.53.0012-X24**
Hooks 50mm. for JS (12-pc pack)	**03.53.0020-X12**
Hooks 150mm. (24-pc pack)	**03.53.0011-X24**
Shelf (380x250x68mm.) for CMT display cabinet 03.00.0038 and 03.00.0045	**03.53.0038**
Lighted header sign CMT ORANGE TOOLS 220V ***(spare parts)***	**03.54.0084**
LED TUBE 220V for sign display ***(spare parts)***	**03.54.0097**

Display Cabinet for Multi-Cutters

A sturdy steel multi-cutter diplay cabinet featuring an attractive backlight to place anywhere in your store. You can hang and display a variety of different cutters. Contact your CMT representative to seek advice on the most most effective cutter display composition for your needs. Tools not included. Dimensions in cm.

WOOD



WOOD&METAL



MULTI-MAT



MASONRY



1-PIECE CLAMSHELL
5-PIECE MASTERPACK

03.00.0038



Image for information purposes only

Dimensions: 120 x 45 x 223cm



03.53.0011-X24
(150mm)



03.53.0012-X24
(50mm)



03.53.0038
Minimum order 2-pieces or multiple
For use with display cabinets 03.00.0038 and 03.00.0045

DISPLAYS THAT SELL!

Description	Order no.
Display cabinet with backlight (220V) for multi-cutters (tools and hooks not included- sold separately)	**03.00.0038**
Hooks 50mm. (24-pc pack)	**03.53.0012-X24**
Hooks 150mm. (24-pc pack)	**03.53.0011-X24**
Shelf (380x250x68mm.) for CMT display cabinet 03.00.0038 and 03.00.0045	**03.53.0038**
Lighted header sign CMT ORANGE TOOLS 220V ***(spare parts)***	**03.54.0084**
LED TUBE 220 V for sign display ***(spare parts)***	**03.54.0097**

Display Cabinet for Router Bits

This sturdy piece is hand-crafted from MDF, tempered glass and iron. The cabinet is free-standing and provides 360° visibility thereby allowing you to position the display anywhere in your store. The front is a convenient 2 component assembly. The upper section is designed to display 141 of the best selling router bits from the CMT router bit line as well as 20 corresponding spare parts. The lower section can perfectly fit 10 of the most popular boxed sets or saw blades, if required.
Glass doors are secured with key lock.



Deluxe packaging
recloseable and reusable



03.53.0012-X24
(50mm)



03.53.0042-X24
(150mm)



03.53.0017
Tool Shelf (270x209x1,5mm)
Display cabinet accomodates up to 40 shelves.

03.00.0042



Image for information purposes only

Dimensions: 120 x 45 x 223cm

Description	Order no.
Display cabinets complete with: 240 HW router bits (S=Ø6mm), 66 spare parts (your choice of saw blades) and hooks	**700.300.00L**
Display cabinets complete with: 240 HW router bits (S=Ø8mm), 66 spare parts (your choice of saw blades) and hooks	**900.300.00L**
21 pcs. HW router bits with shank Ø12mm for our display cabinet ***(optional)***	**900.021.00**
Display cabinet for router bits and cutter heads (tools and hooks not included- sold separately)	**03.00.0042**
Hooks 50mm. (24-pc pack)	**03.53.0012-X24**
Hooks 150mm. (24-pc pack)	**03.53.0042-X24**
Tool shelf (270x209x1,5mm.) for CMT display cabinet 03.00.0042 (tools not included - sold separately)	**03.53.0017**
LED TUBE 220V for sign display (spare parts)	**03.54.0097**
Set of 2 pieces of 220V LED STRIPS for display cabinet ***(spare parts)***	**03.54.0089**
Set of 2 metal supports (RH-LH) for light header sign ***(spare parts)***	**03.53.0109**
Lighted header sign CMT ORANGE TOOLS 220V ***(spare parts)***	**03.54.0084**

Display Cabinet for Router Bits & Forstner Bits

A beautiful, well-organized display of router bits in your shop is the best way to encourage customers to buy. CMT has produced this beautiful cabinet to best show off our wide selection of high quality bright orange bits, Forstner bits and boring bits.
Made with a sturdy MDF frame and three glass panels, it is the ideal counter-top display.
The wooden slat back wall allows for easy bit organization and comes standard with front door lock. Glass door secured with key lock.

03.00.0002



03.00.0002



Display for Boring & Forstner Bits

Image for information purposes only



Deluxe packaging recloseable and reusable



Clamshell packaging



03.53.0042-X24
(150mm)



03.53.0012-X24
(50mm)

DISPLAYS THAT SELL!

Description	Order No.
Display cabinet with: 76 HW Router bits (S=Ø6mm), 8 spare parts (2 pcs. each)	**700.084.00**
Display cabinet with: 76 HW Router bits (S=Ø8mm), 8 spare parts (2 pcs. each)	**900.084.00**
Display cabinet for Router / Forstner bits (Tools & Hooks not included- sold separately)	**03.00.0002**
Hooks 50mm. (24-pc pack)	**03.53.0012-X24**
Hooks 150mm. (24-pc pack)	**03.53.0042-X24**

A sturdy steel hole saw display cabinet complete with a backlight to place anywhere in your store. You can hang a variety of different types of hole saws. Contact your CMT representative to seek advice on the best hole saw display composition for your needs. Tools not included. Dimensions in cm.

ZERO LIMITS!
FASTX4 HOLE SAWS CAN TACKLE EVEN THE TOUGHEST MATERIALS!

SERIES 550 TUNGSTEN CARBIDE-TIPPED
SERIES 553 TUNGSTEN CARBIDE-TIPPED LONG





10X LONGER LIFE

5X FASTER

SERIES 551 BI-METAL PLUS 8% COBALT





2X LONGER LIFE

SERIES 552 DIAMOND DRY





10X LONGER LIFE

03.00.0038



Image for information purposes only

Dimensions: 120 x 45 x 223cm



03.53.0013-X24
(200mm)





03.53.0011-X24
(150mm)

03.53.0038
Minimum order 2-pieces or multiple
For use with display cabinets 03.00.0038 and 03.00.0045

DISPLAYS THAT SELL!

DESCRIPTION	ORDER NO.
Display cabinet with backlight (220V) (Hole Saws & Hooks not included, sold separately)	03.00.0038
Hooks 150mm. (24-pc pack)	03.53.0011-X24
Hooks 200mm. (24-pc pack)	03.53.0013-X24
Shelf (380x250x68mm.) for CMT display cabinet 03.00.0038 and 03.00.0045	03.53.0038
Illuminated Header Sign CMT ORANGE TOOLS 220V ***(spare parts)***	03.54.0084
LED TUBE 220V for Header Sign ***(spare parts)***	03.54.0097

03.00.0042

Build up your stock of CMT Drill and Boring bits now by ordering this convenient display case! Get organized and keep your tools within reach and visible!
Contact your CMT representative for information and get the best advice on choosing the right selection of drill bits for your display from our very broad range. Tools not included. Dimensions in cm.

- **Fit Top Selling 120 SKUs.**
- **Fit up to 20 Deep**
- **Secured Glass with Key Lock**

XTREME BORING BITS







Image for information purposes only

Dimensions:
120 x 31 x 223cm

03.53.0017

Steel shelf for Drill & Boring bits.
Fit up to 40 shelves into one 03.00.0042 display case.
Fastening screw to secure bits on shelf: **990.010.00**

Dimensions: 270 x 209 x 1,5mm

DISPLAYS THAT SELL!

Description	Order No.
Display Cabinet for Drill and Boring Bits (Shelves, Bits & Screws not included- sold separately)	03.00.0042
Tool Shelf (270x209x1,5mm) for Display Cabinet 03.00.0042 (Bits & Screws not included - sold separately)	03.53.0017
LED TUBE 220V for Header Sign ***(spare parts)***	03.54.0097
220V LED STRIPS (2 pcs set) for Display Cabinet ***(spare parts)***	03.54.0089
Set of 2 Metal Supports (RH-LH) for Header Sign ***(spare parts)***	03.53.0109
Illuminated Header Sign CMT ORANGE TOOLS 220V ***(spare parts)***	03.54.0084

Multi Tools Mini Counter Display

This simple yet attractive counter display will definitely increase sales because it improves visibilty. This cabinet shows off a variety of tools: jig saw blades, sabre saw blades, oscillating tools, router bits, Forstner bits, drill bits and hole saws.
That's the best way to attract and encourage customers to buy!
A sturdy steel body featuring our trademark orange colour makes for an ideal eye-catching counter-top display!
Tools not included. Dimensions in cm.

SUITABLE FOR ALL CMT TOOLS!



JIG SAW BLADES



SABRE SAW BLADES



OSCILLATING TOOLS



ROUTER BITS



FORSTNER BITS



HOLE SAWS

03.00.0043



Dimensions: 35 x 56 x 16cm







03.00.0045

new

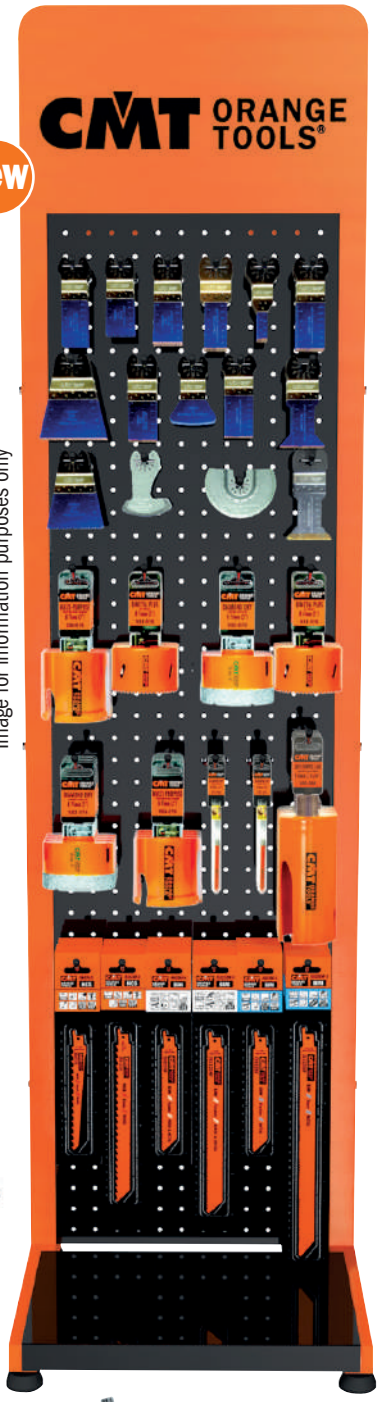

Image for information purposes only

Dimensions: 38 x 145 x 35cm



03.53.0012-X24
(50mm)



03.53.0014-X12
(50mm. for OMM & OMS)



03.53.0020-X12
(50mm. for JS)

DESCRIPTION	ORDER NO.
Mini-Counter Display (Tools & Hooks not included - sold separately)	03.00.0043
new Medium-sized Display Cabinet (Tools & Hooks not included - sold separately)	03.00.0045
Hooks 50mm. (24-pc pack)	03.53.0012-X24
Hooks 50mm. for OMM & OMS (12-pc pack)	03.53.0014-X12
Hooks 50mm. for JS (12-pc pack)	03.53.0020-X12
Shelf (380x250x68mm.) for CMT display cabinet 03.00.0038 and 03.00.0045	03.53.0038

Bearings

791

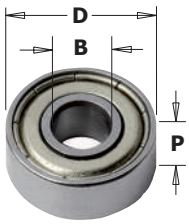



SAFETY RECOMMENDATIONS: be sure to keep the black washer right side up so that it corresponds with the bearing rotation during reassembly.

*** After resharpening, always switch to an undersized bearing:**

791.062.00 Ø9,3 **replaces** 791.002.00 (Ø9,5)
791.063.00 Ø12,5 **replaces** 791.003.00 (Ø12,7)

Sold in 10 pc. case.
Minimum 10 pc. or multiple orders.



****** DELRIN® Cylindrical Bearings**



**** 10° DELRIN® Conical Bearings**



***** DELRIN® Triangular Bearings**

D mm	D inches	B mm	B inches	P mm		ORDER NO.
6,35	1/4	3,17	1/8	2,8	10	791.035.00
9,3		4,76	3/16	3,17	10	791.062.00*
9,5	3/8	4,76	3/16	3,2	10	791.002.00
12,5		4,76	3/16	4,98	10	791.063.00*
12,7	1/2	4,76	3/16	5	10	791.003.00
12,7	1/2	6,35	1/4	4,8	10	791.010.00
13		5		4	10	791.022.00
13		6		5	10	791.023.00
15		6		5	10	791.024.00
15,8	5/8	4,76	3/16	5	10	791.018.00
15,8	5/8	6,35	1/4	5	10	791.009.00
16		5		5	10	791.006.00
16		8		5	10	791.025.00
19	3/4	4,76	3/16	7,5	10	791.019.00
19		6		6	10	791.007.00
19,05	3/4	6,35	1/4	7	10	791.004.00
19		8		6	10	791.034.00
19	3/4	12,7	1/2	4	10	791.011.00
22		8		6	10	791.012.00
22		8		7	10	791.005.00
22,2	7/8	4,76	3/16	7,5	10	791.017.00
22,2	7/8	9,52	3/8	7	10	791.021.00
22,2	7/8	12,7	1/2	7	10	791.013.00
24		8		8	10	791.036.00
28		8		9	10	791.037.00
28		12		8	10	791.026.00
28,5	1-1/8	4,76	3/16	8,4	10	791.014.00
28,5	1-1/8	8		8,5	10	791.030.00
28,5	1-1/8	12,7	1/2	8	10	791.027.00
31,7	1-1/4	8		5	10	791.033.00
31,7	1-1/4	12,7	1/2	8	10	791.015.00
34,9	1-3/8	4,76	3/16	11,5	10	791.016.00
34,9	1-3/8	8		11,6	10	791.031.00
34,9	1-3/8	12,7	1/2	11	10	791.029.00
37		12		12	10	791.028.00
38,1	1-1/2	12,7	1/2	13,3	10	791.020.00
62		30		16	10	791.051.00
62		35		14	1	791.052.00
80		40		18	1	791.054.00
80		50		16	1	791.053.00
DELRIN® Cylindrical Bearings						
12,7	1/2	4,76	3/16	5	10	791.044.00****
15,87	5/8	4,76	3/16	7,2	10	791.045.00****
19,05	3/4	4,76	3/16	6,8	10	791.046.00****
25,4	1	4,76	3/16	6,8	10	791.049.00****
37,4		12,7	1/2	15,7	10	791.047.00****
10° DELRIN® Conical Bearings						
19	3/4	4,76	3/16	6,8	10	791.041.00**
22	7/8	4,76	3/16	6,8	10	791.048.00**
DELRIN® Triangular Bearings						
12,7	1/2	4,76	3/16	5,8	10	791.042.00***
19	3/4	4,76	3/16	6,8	10	791.043.00***

Shields for Bearings

990

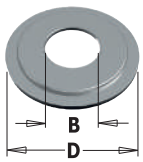

	B mm	D mm			ORDER NO.
	4,76	9,5		10	990.422.00
	4,76	12,7		10	990.423.00
new	6,35	19		10	990.425.00
new	12,7	34,9		10	990.426.00

®Brand names mentioned in CMT products are the property of their respective owners (see back cover)

www.dahm.no

Screws — 990



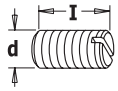

1_STIC

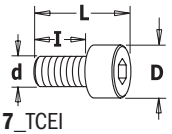

7_TCEI



2_STEI Flat



8_TSPEI



3_STEI Conical



9_TCPTI

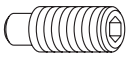

4_STEI Pin



10_TSPTI



5_TCEI Guide



11_TBTI

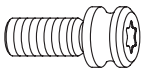

6_WEEKE®

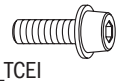

12_TCEI

d x l x L mm	D mm	Type		ORDER NO.	d x l x L mm	D mm	Type		ORDER NO.
M5x8		1	10	990.008.00	M6x25x31	10	7	10	990.098.00
M5x10		1	10	990.003.00	M8x25x33	13	7	10	990.099.00
M2x2		2	10	990.060.00	1/8"x1/2"x5/8"	5,5	7	10	990.059.00
M4x4		2	10	990.016.00	M5x10x15	8,5	7	10	990.010.00
M4x20		2	10	990.091.00	M4x4x6	8	8	10	990.004.00
M5x4		2	10	990.015.00	M5x9x12	9,8	8	10	990.055.00
M5x5		2	10	990.001.00	M5x5x8	9	8	10	990.067.00
M5x5 p/coppa		2	10	990.006.00	M6x8x10	8,8	8	10	990.083.00
M3x3		3	10	990.005.00	M6x8,7x12	12	8	10	990.116.00
M5x5		3	10	990.002.00	1/4"-20x7/8"	12	8	10	990.097.00
M6x6		3	10	990.007.00	1/8"x3/8"x1/2"	7	12	10	990.058.00
M4x3		3	10	990.013.00	M5x11,5x17	8 T20	6	10	990.088.00
M4x4		3	10	990.014.00	M3x4x5,7	4,5 T8	9	10	990.082.00
M6x5		3	10	990.009.00	M2,5x3x4,5	3,5 T8	10	10	990.070.00
M6x8		4	10	990.087.00	M2,5x4,5x6	3,7 T8	10	10	990.071.00
M6x10		4	10	990.106.00	M4x2x3,2	6 T9	10	10	990.079.00
M6x16		4	10	990.066.00	M5x3,6x6,1	8,8 T25	10	10	990.080.00
M6x20		4	10	990.084.00	M5x5x8	9 T25	10	10	990.093.00
M6x25		4	10	990.085.00	M5x13x18	6,8 T15	10	10	990.063.00
M8x12		4	10	990.065.00	M3,5x3,5x6	6 T15	11	10	990.072.00
M8x16		4	10	990.064.00	M3,5x4,8x6,8 6	6 T15	11	10	990.115.00
M8x20		4	10	990.086.00	M4x5,5x8	7,4 T20	11	10	990.094.00
M5x5x9	6	5	10	990.068.00	M3,5x5x7,2	9 T15	11	10	990.073.00
M2,5x6x8,5	4,5	7	10	990.062.00	M3,5x6x8,5	7 T15	11	10	990.077.00
M3x6x9	5,5	7	10	990.051.00	M4x3,5x5,7	9 T15	11	10	990.074.00
M3x10x13	5,5	7	10	990.053.00	M4x4x6,2	6 T15	11	10	990.076.00
M3x16x19	5,5	7	10	990.054.00	M4x4x6,2	8,8 T15	11	10	990.056.00
M4x6x10	7	7	10	990.052.00	M4x6x8	6 T15	11	10	990.078.00
M4x12x16	7	7	10	990.061.00	M4x6x8,2	9 T15	11	10	990.075.00

Nuts for Arbors — 990.0



Description		ORDER NO.	Description		ORDER NO.
M4	10	990.092.00	M8	10	990.020.00
M6	10	990.095.00	M12x1,25mm	10	990.022.00

Keys for Screws — 991



Hex Keys



TORX® Key

Description		ORDER NO.	Description		ORDER NO.
Hex Keys			6mm	10	991.066.00
0,9mm (pour vis M2)	10	991.055.00	**TORX® Key**		
1,5mm (pour vis M3)	10	991.056.00	T8	10	991.063.00
2mm	10	991.060.00	T9	10	991.069.00
3/32" (pour vis 1/8W)	10	991.057.00	T15	10	991.061.00
2,5mm (pour vis M4)	10	991.062.00	T20	10	991.072.00
3mm	10	991.067.00	T25	10	991.073.00
4mm	10	991.064.00	T30	10	991.071.00
5mm	10	991.065.00			

Stop Collars — 541



B mm		ORDER NO.	B mm		ORDER NO.
3,175	10	541.009.00	9,5	10	541.006.00
6	10	541.003.00	12	10	541.005.00
6,35	10	541.001.00	12,7	10	541.002.00
8	10	541.004.00			

®Brand names mentioned in CMT products are the property of their respective owners (see back cover)

www.dahm.no

Arbors — 797

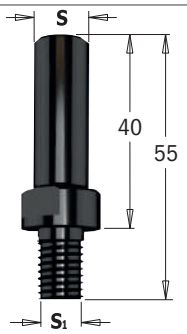

S mm	S1 mm			ORDER NO.
8	M10x1,5		10	797.580.00
10	M12x1		10	797.100.00
12	M12x1		10	797.120.00
12,7	M12x1		10	797.127.00

TECHNICAL DETAILS:
- Super strength steel.
- Precisely machined for accuracy.

Collet Chucks — 796

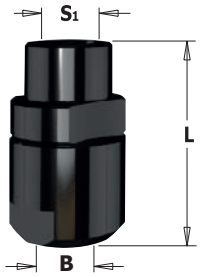

S1 mm	B mm	L mm			ORDER NO.
M10x1,5	6 - 6,35 - 8 - 9,5	38		10	796.100.00
M12x1	6 - 6,35 - 8 - 9,5	38		10	796.000.00
M12x1	10 - 12 - 12,7	47		10	796.121.00

TECHNICAL DETAILS:
- Super strength steel.
- Precisely machined for accuracy.

Collet not included.

Router Chuck Extensions with Collet — 796.001/002

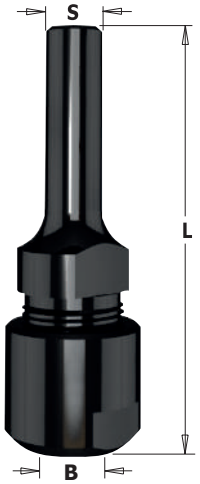

S mm	COLLET INCLUDED mm	FOR COLLETS mm	L mm		ORDER NO.
12	8	6 - 6,35 - 8 - 9,5	81	10	796.002.01
12	12	10 - 12 - 12,7	88	10	796.002.00
12,7	6,35	6 - 6,35 - 8 - 9,5	81	10	796.001.01
12,7	12,7	10 - 12 - 12,7	88	10	796.001.00

TECHNICAL DETAILS:
- Super strength steel.
- Precisely machined for accuracy.

Collet included.

Collet Chucks — 796

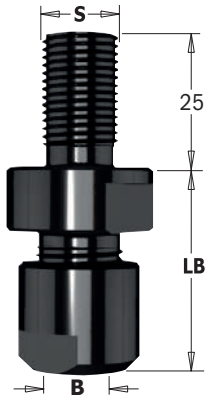

S mm	FOR COLLETS mm	LB mm			ORDER NO.
M14x2	6 - 6,35 - 8 - 9,5	32		10	796.140.00
M14x2	10 - 12 - 12,7	38		10	796.141.00
M16x2	6 - 6,35 - 8 - 9,5	32		10	796.160.00
M16x2	10 - 12 - 12,7	38		10	796.161.00

TECHNICAL DETAILS:
- Super strength steel.
- Precisely machined for accuracy.

Collet not included.

Collets — 796.500/600



B mm		ORDER NO.	B mm		ORDER NO.
6	10	796.560.00	10	10	796.600.00
6,35	10	796.564.00	12	10	796.620.00
8	10	796.580.00	12,7	10	796.627.00
9,5	10	796.595.00			

Router Chuck Extension — 796.003

new



S mm	B mm	L mm			ORDER NO.
12	8	100		10	796.003.08

TECHNICAL DETAILS:
- High strength resistant steel.
- Precisely machined for accuracy.



Collet not required

"ER20" Chucks — 796

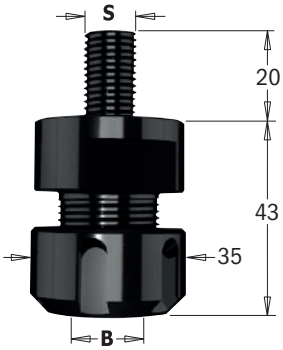

S mm	FOR COLLETS mm	LB mm			ORDER NO.
M12x1,75	3 ~ 12,7	43		10	796.122.00
M14x2	3 ~ 12,7	43		10	796.142.00
M16x2	3 ~ 12,7	43		10	796.162.00

Spare parts: **992.483.03** M25x1,5mm clamping nut
991.483.00 "ER20" key

TECHNICAL DETAILS:
- Super strength steel.
- Precisely machined for accuracy.

Collet not included.

SAFETY TIPS:



The **TW-200** Torque Wrench is recommended for the proper fastening of clamping nuts. (see page 406)

"ER20" Precision Collets for 796.122/142/162 — 184



B mm		ORDER NO.	B mm		ORDER NO.
3	10	184.030.20	8	10	184.080.20
5	10	184.050.20	10	10	184.100.20
6	10	184.060.20	12	10	184.120.20
6,35	10	184.064.20	12,7	10	184.127.20

Collets for CMT1E, CMT2E, DEWALT®, FELISATTI®, FEIN®, METABO® Hand-Held Routers — 796



B mm		ORDER NO.	B mm		ORDER NO.
6	10	796.860.00	10	10	796.900.00
6,35	10	796.864.00	12	10	796.920.00
8	10	796.880.00	12,7	10	796.927.00
9,5	10	796.895.00			

Spare parts: **992.100.01** M22 Clamping nut

Collets for FREUD®/CASALS® Hand-Held Routers — 796.780

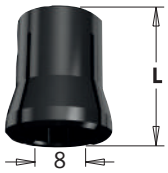

B mm	L mm			ORDER NO.
8	14		10	796.780.00

®Brand names mentioned in CMT products are the property of their respective owners (see back cover)

www.dahm.no

Bushings

799

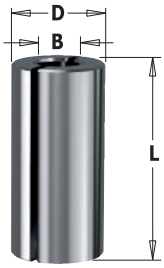

B mm	D mm	L mm			ORDER NO.
6	8	25		10	799.060.00
6	9,5	25		10	799.160.00
6	12	25		10	799.260.00
6,35	8	25		10	799.064.00
6,35	9,5	25		10	799.164.00
6,35	12,7	25		10	799.264.00
8	9,5	25		10	799.180.00
8	10	25		10	799.280.00
8	12	25		10	799.380.00
8	12,7	25		10	799.480.00
9,5	12,7	25		10	799.001.00
10	12	25		10	799.100.00
13	16	45		10	799.130.00

Arbors

798

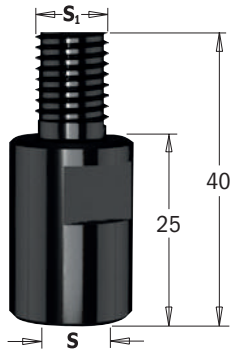

S mm	S1 mm			ORDER NO.
M10x1,5	M10x1,5		10	798.101.00
M10x1,5	M12x1		10	798.102.00
M12x1	M10x1,5		10	798.121.00
M12x1	M12x1		10	798.122.00

TECHNICAL DETAILS:
- Super strength steel.
- Precisely machined for accuracy.

Slot Cutter Arbors

7/8/924

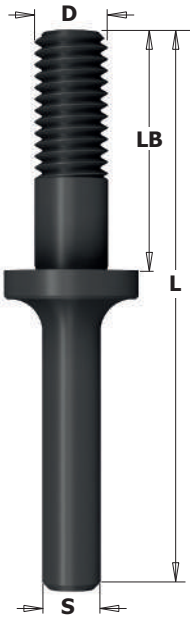

D mm	LB mm	L mm		ORDER NO. S=Ø6mm	ORDER NO. S=Ø6,35mm	ORDER NO. S=Ø8mm	ORDER NO. S=Ø12mm	ORDER NO. S=Ø12,7mm
Arbors for 822 Slot Cutters								
M8	23	71	10				924.133.00	824.133.00
M8	26	61	10	724.060.00	824.064.00	924.080.00		
M8	26	67,5	10				924.120.00	824.127.00
M8	29,75	71	10				924.131.00	824.131.00
M8	35,5	71	10				924.132.00	824.132.00
M8	40	81	10				924.128.00	824.128.00
M8	40	86	10			924.083.00		
M8	41	85	10				924.136.00	824.136.00
M8	47	97	10				924.130.00	824.130.00
M8	57	100	10				924.137.00	824.137.00
M12	39,5	85	10				924.134.00	824.134.00
M12	54	97	10				924.129.00	824.129.00
M12	54,5	100	10				924.135.00	824.135.00

Slot Cutter Arbors

7/8/924

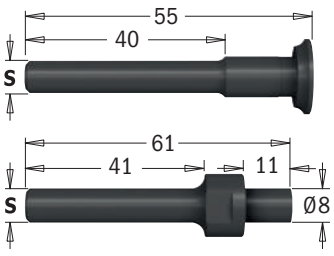

D mm	LB mm	L mm		ORDER NO. S=Ø6mm	ORDER NO. S=Ø6,35mm	ORDER NO. S=Ø8mm		ORDER NO. S=Ø12,7mm
Arbors for 823 Slot Cutters with Counterbore								
		55	10	724.061.00	824.061.00	924.081.00		824.121.00
8	11	61	10	724.062.00		924.082.00		824.122.00

Shields for Assembly — 541

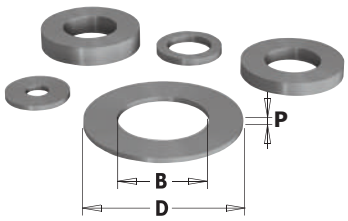

B mm	D mm	P mm		ORDER NO.	B mm	D mm	P mm		ORDER NO.
3,25	9	1,6	10	541.550.00	8	14,7	5,8	10	541.519.00
3,25	15,8	2	10	541.552.00	12	20	2	10	541.512.00
5,2	15,8	2,5	10	541.551.00	12	20	3	10	541.511.00
6,4	9,52	2,2	10	541.514.00	12	18	0,1	10	541.526.00
8	14	0,1	10	541.515.00	12	21	0,3	10	541.520.00
8	14	0,3	10	541.516.00	12	21	1,59	10	541.521.00
8	14	0,5	10	541.517.00	12	21	3,18	10	541.522.00
8	14	1	10	541.518.00	12	21	6,16	10	541.523.00
8	14,7	3	10	541.500.00	12	21	1	10	541.524.00
8	14,7	4	10	541.501.00	12	21	0,5	10	541.525.00

Spacers Set — 695.998

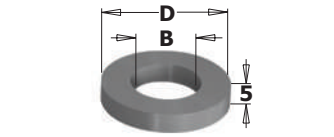



SPACER SETS

SPACER SETS WITH PIN HOLE

D mm	B mm	P mm	FOR CUTTER HEAD		ORDER NO.
Spacer ring					
30	60	5	694.021 - 694.022	1	299.560.30
31,75	60	5	694.021 - 694.022	1	299.560.31
35	60	5	694.021 - 694.022	1	299.560.35
40	60	5	694.021 - 694.022	1	299.560.40
50	70	5	694.021 - 694.022	1	299.570.50
Spacer sets					
50	30	9	694.015	10	695.998.01
50	31,75	9	694.015	10	695.998.02
55	35	9	694.015	10	695.998.03
60	40	9	694.015	10	695.998.04
70	50	9	694.015	10	695.998.05
50	30	33	694.005	10	695.998.11
50	31,75	33	694.005	10	695.998.12
55	35	33	694.005	10	695.998.13
60	40	33	694.005	10	695.998.14
70	50	22	694.005	10	695.998.15
Spacer sets with Pin Hole					
65	30	8	694.001 & 694.015	10	695.998.21
65	31,75	8	694.001 & 694.015	10	695.998.22
65	35	8	694.001 & 694.015	10	695.998.23
70	40	8	694.001 & 694.015	10	695.998.24N
70	50	8	694.001 & 694.015	10	695.998.25N

Threaded Rings for 694.001 Cutter Heads — 695.996



DESCRIPTION		ORDER NO.
M4 (Ø10x1,6mm)	10	695.996.01
M4 (Ø12x1,7mm)	10	695.996.02

Wedges for Cutter Heads — 651-692-693-695

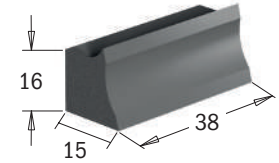

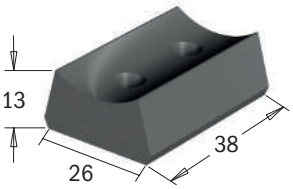

DESCRIPTION		ORDER NO.	DESCRIPTION		ORDER NO.
Wedge for Cutter Heads			31x11x9,5mm	10	695.999.31
38x15x16mm	10	692.999.01	38x11x9,5mm	10	695.999.38
38x22,5x13mm	10	692.999.02	39x11x9,5mm	10	695.999.39
38x26x13mm	10	693.999.01	42x11x9,5mm	10	695.999.42
38x28x12,5mm	10	693.999.02	46x11x9,5mm	10	695.999.46
38x15x16mm (for 695.018)	10	695.018.01	49x11x9,5mm	10	695.999.49
7x11x9,5mm	10	695.999.07	53x11x9,5mm	10	695.999.53
16x11x9,5mm	10	695.999.16	**Wedges for Router Bits with Knives**		
17x11x9,5mm	10	695.999.17	D=8x20mm	10	651.999.01
22x11x9,5mm	10	695.999.22	D=10-12-12,7x30mm	10	651.999.02
23x11x9,5mm	10	695.999.23	D=12-12,7x50mm	10	651.999.03
23x11x9,5mm	10	695.999.24			

ORDER NO.	PAGE
01.02	322
03.00.0002	418
03.00.0038	414~416
03.00.0042	417, 420
03.00.0043	421
03.00.0045	421
03.51	400
03.53.0011-X24	414~416, 419
03.53.0012-X24	414~418, 421
03.53.0013-X24	419
03.53.0014-X12	421
03.53.0017	417, 420
03.53.0020-X12	415, 421
03.53.0038	416, 419
03.53.0042-X24	417-418
102	310
103	314
104	315
105	315
106	316
107	316
112	300
113	300
123	275
124	275
140	295
141	294
142	296
143	297
145	298
151	293
152	292
160	311
161	311-312
163	312
164	313
166	313
167	313
170	176
171	176
172	310
173	176
174	172, 299
175	301
176	301
177	172, 301
178	303
179	314
180	176
181	176
182	176
183	280

ORDER NO.	PAGE
183.000	275
183.075	273
183.100	275
183.200	274
183.201	274
183.210	274
183.211	274
183.220	274
183.221	274
183.250	274
183.260	280
183.300	273
183.310	273
183.320	273
183.360	280
183.400	275
183.410	278
183.420	279
183.421	279
183.422	279
184	157, 276, 425
185	277
186	177
188	177
189	177
190	170, 282
190.04	289
190.41	170
190.41	282
190B	188
191	171, 284
191.0	261
191.143	290
191.163	290
191.635	184
191B	188
192	171, 285
192.0	261
192.41	171, 285
192B	188
193	286
194	286
195	288, 290-291
195.143	290
195.163	290
196	289
197	288
198	170, 283
199	217, 292
222	57
223	57
226	54~56

ORDER NO.	PAGE
227	52-53
230.312	59
230.5	58
235	47
236	10
237	46
238	46
240	60~62
240.004.04	63
241	62
271	19, 23
272	27
273	31
274	34
276	51
277	15
278	16
279	13
280	14
281	38-39, 41~43
282	43
283	33
283.6	32
284	48
285	17, 21-22, 24~26, 28~30
285.5	35
285.6	20
286	11
287	36-37
288	45
289	44
290	18
291	22
292	26, 30
293	17
294	21, 25-26, 30
295	25, 40
296	49-50
297	49-50
298	63
299	64, 125
299.10	64
299.11	64
300.023.01	306
300.025.01	306
301	318
302	318
303	318
304	318
305	319
306	330
307	330

ORDER NO.	PAGE
308	331
309	331
310	328
310.21/22	322
310.41/42	324
311	329
311.21/22	322
311.41/42	324
311.71/72	321
312	355
313	334
313.41/42	325
314	334
314.21/22	323
314.41/42	325
315	336
316	336
317	337~339
317C	338
325	340
327	340
329	340
330	340
332	342
334	342
336	342
337	342
338	340
339	340
340	340
341	342
342	342
343	342
344	341
346	341
350	358
351	358
352	341
353	341
358	319
359	319
360.001	319
360.101	320
360.201	320
360.301	320
360.401	320
361	328
362	329
363.11/12	327
363.21/22	327
363.41/42	327
364	326

ORDER NO.	PAGE
365	326
366	334
367	335
368	335
369	337~339
369C	338
370	339
372	332
373	332
374	335
375	335
376	333
377	333
378	333
380	355
381	335
382	323
392	349
500.001.08	351
500.002.08	351
500.003.08	351
501	344
503	344
506	344
507	344
509	344
511	344
512	345, 347
512.001.00	347
512.001.01	345
513	348
514	348
515	357, 360-361
515A	359
516	357
517	356
521	336, 360-361
521.001	358
521A	359
522	210
523	210
529	350
531	353
532	344
533	344
534	344
535	354
537	352
537.000.04	352
537.000.05	352
537.000.07	352
537.000.12	352

ORDER NO.	PAGE
537.000.16	352
540	354
541	354, 359, 423, 427
542	354
542.100.51	370
543	349
550	368-369
550-DB1	369
550-EX1	369
550-EX2	369
550-HS1	369
550-HS2	369
550-HS2XL	369
550-HW1	369
550-HW2	369
550-HW2XL	369
550-SDS1	369
550-SDS2	369
551	366-367
551-HS1	367
551-HS2	367
551-HS2XL	369
552	371
552-0	372
552-001-05	372
552-115	375
552-115	375
552-5	373
552-501-06	373
552-508M	374
552-CS	375
552-DD1	371
552-DD2	371
552-EX14	373
552-GUIDE	372
552-M	374
552-WAX	371
552-WAX	372
553	370
553-CP2	370
553-HW10	370
600.005.01	261
615.004.01	308-309
615.200D	308
615.350C	308
615.500B	308
615.620A	308
616.000.01	307
616.120	307
616.200	307
651	178, 427
652	178, 391
652B	183
653	179, 302
654	179
655	179
656	183
657.1	189
657.9	189
657B	190
658	215
659	215
660	194
660.9	193
661.11	221
661.41	221
662	291
663	303
663.1	305
663.201	305
663.301	304
663.5	304
664	210
665	214
690-691	144~157
692	141-142, 427
693	141, 143, 427
694.001	124
694.002	128
694.003	130
694.004	131
694.005	127
694.007	132
694.008	133
694.009	134
694.011	135
694.012	136
694.013	137
694.014	140
694.015	138-139
694.017	129
694.018	129
694.019	126
694.020	123
694.021	125
694.022	125
694.100	122
695	427
695.996	427
695.998	427
699	157
700.005.03	260
701	180
701B	180
702	181
703	215
704	215
705	215
706	186-187
707	185, 188
709	185
710	185
711	174-175
711.031	184
711B	182
712	173
712.030	184
712.040	184
712B	182
713.001	184
714	217
714B	217
715	212
715B	212
716	191
716.060	191
716.061	191
718	208-209
718B	208-209
721	184
722A	198
724	199, 426
724.xxx.00	198
724.xxx.10	198
727	220
735	193
735.001	194
736	216
737	219
738	222, 244
739	221
740	226
741	226
742	185
743	185
744	226
745	226
746	227
747	227
748	225
748B	225
749	211
750.0	195
751	211
751B	211
753	191
754	230
755	203
758	213
759	227
760	227
761	230
762	231
763	220
764	220
765	224
765.1	225
765B	224
790	158, 162-163
791	422
791.703.00	194
79101	269
792	160
793	159
795	161
796	157, 424-425
796.001	424
796.002	424
796.003	425
796.500	424
796.600	424
796.780	425
797	424
798	426
799	426
800.001	251
800.503	252
800.505	252
800.506	197
800.509	257
800.510	257
800.511	257
800.512	258
800.513	258
800.514	258
800.515	256
800.516	258
800.517	258
800.518	258
800.520	256
800.521	258
800.522	258
800.524	256
800.525	253
800.527	254
800.606	206
800.616	206
800.622	228
800.623	228
800.624	259
800.625	259
800.626	197
800.626	197
800.627	255
800.628	255
801	180
801B	180
806	186-187
806B	187, 190
807	188-189
809	185
811	174-175
811B	182
812	173, 298, 391
812.032	184
812B	182
813	196
813.001	184
814	217-218
814B	217
815	212
815B	212
816	191
816.064	191
818	208-209
818B	208-209
821	184
822	198
822.023B	196
822.024B	196
822.033B	247
822.034	243
822A	198
822B	198
823	199
823.001	260
823.371	243
823B	199
824	199, 426
824.xxx.00	198
824.xxx.10	198
827	220
835	193
835.001	194
835.503	192
835.990	192
836	216
837	219
838	222, 244
839	221

ORDER NO.	PAGE
840	226
841	226
842	185
843	185
844	226
845	226
846	227
847	227
848	225
848B	225
849	211
849B	211
850.0	195
850.1	195
850.5	195
850.6	195
851	211
851B	211
852	181
852B	181
853	191
854	230
855	200, 203, 235
855.3	204
855.501	202
855.503	201
855.504	201
855.506	207
855.510	207
855.604	234
855.606	234
855.701	200
855.8	235
855.801	204
855.802	204
855.803	253
855.806	255
855.8B	235
855.901	233
855.902	233
856.501	233
856.601	236
856.701	236
856.702	236
856.8	232
856.851	231
856.852	231
857	216
858	213
859	227
860	227
861	230
861.6	229
862	231
863	220
864	220
865	224
865.1	225
865.9	223
865B	224
866.501	246
866.601	245
866.602	245
867.5B	234
867.6B	234
867.701	233
868	218
870	242
880.5	244
880.511	249
880.512	249
880.513	249
880.521	244
880.531	248
880.541	245
880.542	245
880.551	246
880.56	250
880.57	250
881.501	248
881.511	249
881.512	249
881.521	246
881.531	248
881.541	247
890	240
890.5	241
890.6	236
891	237, 239
891.517	237
891.521	239
899	395
900.001	251
900.003	251
900.005.01	260
900.005.03	260
900.024	256
900.025	253
900.506	197
900.509	257
900.510	257
900.511	257
900.512	258
900.513	258
900.514	258
900.516	258
900.517	258
900.518	258
900.521	258
900.522	258
900.527	254
900.606	206
900.616	206
900.622	228
900.623	228
900.624	259
900.625	259
900.627	255
900.628	255
901	180
901B	180
902	181
903	215
904	215
905	215
906	186-187
906B	187, 190
907	185, 188-189
909	185
910	185
911	174-175
911B	182
912	172-173, 298, 391
912B	182
913	196
914	217
914B	217
915	212-213
915B	212
916	191
918	208-209
921	184
922.033B	247
922.034	243
922.035	243
922A	198
922B	198
923.001	260
923A	199
924	199, 426
924.xxx.00	198
924.xxx.10	198
927	220
935	193
935.001	194
935.503	192
935.990	192
936	216
937	219
938	222-223, 244
939	221
940	226
941	226
944	226
945	226
946	227
947	227
948	225
948B	225
949	211
949B	211
950.0	195
950.1	195
950.5	195
950.6	195
951	211
951B	211
953	191
954	229-230
955	200, 203, 235
955.3	204
955.302	204
955.501	202
955.503	201
955.504	201
955.506	207
955.510	207
955.604	234
955.606	234
955.701	200
955.8	235
955.801	204
955.803	253
955.806	255
955.8B	235
955.901	233
955.902	233
956.501	233
956.601	236
956.701	236
956.702	236
956.8	232
956.851	231
956.852	231
957	216
958	213
959	227
960	227
961	230
961.6	229
963	220
964	220
965	214, 224
965.1	225
965.9	223
965B	224
966.501	246
966.601	245
966.602	245
967.001B	234
967.101B	234
967.5B	234
967.6B	234
967.701	233
968	218
970	242
980.5	244
980.511	249
980.512	249
980.513	249
980.521	244
980.531	248
980.541	245
980.542	245
980.551	246
980.56	250
980.57	250
981.501	248
981.511	249
981.512	249
981.521	246
981.531	248
981.541	247
990	240, 422-423
990.0	423
990.088	320
990.5	241
990.6	236
991	237, 239, 423
991.183	278
991.184	278
991.283	278
991.517	237
991.521	239
992	272
992.183	277
992.283	277
992.383	277
992.583	277
993.0	278

ORDER NO.	PAGE
995	278
998	401
999	384
999.100.11	383-384
999.110.00	382
999.500.00	383
BAG-001	410
BBS-001	394
BTS-002	408
CDG-001	403
CFC-002	403
CMT	380
CMT-TGA	395
CMT11	381
CMT300	388-389
CMT3000	390
CMT333	392-393
CMT333-325	394
CMT334	394
CMT650	391
CMT656	397
CMT792	159
CMT7E	379
CMT7E+IND	383
CMT7E+PRO	382
CMT8E	378
CMT900	396
DAF-001	405
DAG-001	405
DET-001	407
DET-002	407
DET-003	407
DET-004	407
DHG-001	404
DMM-001	404
DSS	409
GLA	410
GLAS/RTBRN	253
IMBALLO143	415
JS001	94
JS025	94
JS1025VF	91
JS1110VF	88
JS1111DF	87
JS1111K	86
JS1120CF	91
JS1122AF	92
JS1122BF	92
JS1122EF	92
JS1122HF	89
JS1122VF	89
JS1125VF	91
JS1141HM	93
JS1155CHM	90
JS1156XHM	90
JS1210VF	88
JS1211K	94
JS1222VF	89
JS1225VF	91
JS123XF	91
JS1241HM	93
JS1243HM	93
JS1411DF	87
JS1531L	86
JS1617K	86
JS2243HM	93
JS2345X	86
JS3456XF	88
JS5678XF	88
JS610VF	87
JS611DF	87
JS617K	86
JS641HM	93
JS644D	86
JS711DF	87
JS725VFR	88
JS920CF	90
JS922AF	92
JS922BF	92
JS922EF	92
JS922HF	89
JS922VF	89
JS925VF	91
JS955CHM	90
JS956XHM	90
JT016	81
JT101AO	78
JT101B	78
JT101BIF	79
JT101BR	78
JT101D	79
JT111C	77
JT118A	80
JT118B	80
JT119BO	77
JT123X	80
JT127D	80
JT141HM	81
JT144D	77
JT150RF	81
JT218A	80
JT234X	79
JT244D	77
JT244DDC	77
JT301CD	79
JT313AW	81
JT318VF	79
JT341HM	81
JT344D	78
JT718BF	80
JT744D	78
K CONTRACTOR®	12
K174	263
K900-005-01	269
K900-005-02	269
K906	264
K911	263
K911B	264
K912	263
K914	264
K915	265
K918	266
K922	266
K927	267
K935	267
K936	266
K937	267
K938	268
K940	268
K941	268
K950	265
K955	269
K958	265
K965	265
OMA30	110
OMA30	119
OMA30000	110
OMA30000	119
OMA31	111
OMF-X4	109
OMF001	107
OMF002	107
OMF106	99
OMF113	99
OMF114	106
OMF118	106
OMF125	106
OMF126	100
OMF133	100
OMF136	110
OMF157	105
OMF160	103
OMF161	105
OMF165	108
OMF174	99
OMF183	103
OMF184	102
OMF201	109
OMF205	101
OMF208	102
OMF221	104
OMF222	103
OMF223	104
OMF226	108
OMF228	104
OMF229	102
OMF230	101
OMF232	101
OMF233	100
OMF237	105
OMF243	107
OMF245	108
OMF251	109
OMM-X33	120
OMM-X37	120
OMM-X4	120
OMM01	112
OMM02	112
OMM03	112
OMM04	112
OMM05	113
OMM06	113
OMM07	113
OMM08	114
OMM09	114
OMM10	114
OMM11	114
OMM12	115
OMM13	115
OMM14	115
OMM15	116
OMM16	116
OMM17	116
OMM18	116
OMM19	117
OMM20	117
OMM21	117
OMM22	117
OMM23	118
OMM24	118
OMM25	119
OMM26	118
OMM27	118
OMM28	119
OMM29	119
OMM30	119
OMM35	115
OMM36	113
OMS01	112
OMS02	112
OMS03	112
OMS04	112
OMS05	113
OMS06	113
OMS07	113
OMS08	114
OMS09	114
OMS10	114
OMS11	114
OMS12	115
OMS13	115
OMS14	115
OMS15	116
OMS16	116
OMS17	116
OMS18	116
OMS19	117
OMS20	117
OMS21	117
OMS22	117
OMS23	118
OMS24	118
OMS27	118
OMS29	119
OMS30	119
OMS35	115
OMS36	113
PCL-1	410
PCL-2	410
PCL-3D	411
PGC	386
PGD-1	387
PNL	257
PPJ-002	385
PTC-1	384
RCS	398~400
TMP	402
TMP-R12	402
TW-006	406
TW-200	406

Conversion Table

Inch Decimals	Inch Fractions (x)						Millimeters					
	1/64	1/32	1/16	1/8	1/4	1/2	mm	1" + (x)	2" + (x)	3" + (x)	4" + (x)	5" + (x)
								25.400	50.800	76.200	101.600	127.000
0.015625	1/64						0.397	25.797	51.197	76.597	101.997	127.397
0.031250		1/32					0.794	26.194	51.595	76.994	102.394	127.794
0.046875	3/64						1.191	26.591	51.991	77.391	102.791	128.191
0.062500			1/16				1.588	26.988	52.388	77.788	103.188	128.588
0.078125	5/64						1.984	27.384	52.784	78.184	103.584	128.984
0.093750		3/32					2.381	27.781	53.181	78.581	103.981	129.381
0.109375	7/64						2.778	28.178	53.578	78.978	104.378	129.778
0.125000				1/8			3.175	28.575	53.975	79.375	104.775	130.175
0.140625	9/64						3.572	28.972	54.372	79.772	105.172	130.572
0.156250		5/32					3.969	29.369	54.769	80.169	105.569	130.969
0.171875	11/64						4.366	29.766	55.166	80.568	105.966	131.366
0.187500			3/16				4.762	30.162	55.562	80.962	106.362	131.762
0.203125	13/64						5.159	30.559	55.959	81.359	106.759	132.159
0.218750		7/32					5.556	30.956	56.356	81.756	107.156	132.556
0.234375	15/64						5.953	31.353	56.753	82.153	107.553	132.953
0.250000					1/4		6.350	31.750	57.150	82.550	107.950	133.350
0.265625	17/64						6.747	32.147	57.547	82.947	108.347	133.747
0.281250		9/32					7.144	32.544	57.944	83.344	108.744	134.144
0.296875	19/64						7.541	32.941	58.341	83.741	109.141	134.541
0.312500			5/16				7.938	33.338	58.738	84.138	109.538	134.938
0.328125	21/64						8.334	33.734	59.134	84.534	109.934	135.334
0.343750		11/32					8.731	34.131	59.531	84.931	110.331	135.731
0.359375	23/64						9.128	34.528	59.928	85.328	110.728	136.128
0.375000				3/8			9.526	34.925	60.325	85.725	111.125	136.525
0.390625	25/64						9.922	35.322	60.722	86.122	111.522	136.922
0.406250		13/32					10.319	35.719	61.119	86.519	111.919	137.319
0.421875	27/64						10.716	36.116	61.516	86.916	112.316	137.716
0.437500			7/16				11.112	36.512	61.912	87.312	112.712	138.112
0.453125	29/64						11.509	36.909	62.309	87.709	113.109	138.509
0.468750		15/32					11.906	37.306	62.706	88.106	113.506	138.906
0.484375	31/64						12.303	37.703	63.103	88.503	113.903	139.303
0.500000						1/2	12.700	38.100	63.500	88.900	114.300	139.700
0.515625	33/64						13.097	38.497	63.897	89.297	114.697	140.097
0.531250		17/32					13.494	38.894	64.294	89.694	115.094	140.494
0.546875	35/64						13.891	39.291	64.691	90.091	115.491	140.891
0.562500			9/16				14.288	39.688	65.088	90.488	115.888	141.288
0.578125	37/64						14.684	40.084	65.484	90.884	116.284	141.684
0.593750		19/32					15.081	40.481	65.881	91.281	116.681	142.081
0.609375	39/64						15.478	40.878	66.278	91.678	117.078	142.478
0.625000				5/8			15.875	41.275	66.675	92.075	117.475	142.875
0.640625	41/64						16.272	41.672	67.072	92.472	117.872	143.272
0.656250		21/32					16.669	42.069	67.469	92.869	118.269	143.669
0.671875	43/64						17.066	42.466	67.866	93.266	118.666	144.066
0.687500			11/16				17.462	42.862	68.262	93.662	119.062	144.462
0.703125	45/64						17.859	43.259	68.659	94.059	119.459	144.859
0.718750		23/32					18.256	43.656	69.056	94.456	119.856	145.256
0.734375	47/64						18.653	44.053	69.453	94.855	120.253	145.653
0.750000					3/4		19.050	44.450	69.850	95.250	120.650	146.050
0.765625	49/64						19.447	44.847	70.247	95.647	121.047	146.447
0.781250		25/32					19.844	45.244	70.644	96.044	121.444	146.844
0.796875	51/64						20.241	45.641	71.041	96.441	121.841	147.241
0.812500			13/16				20.638	46.038	71.438	96.838	122.238	147.638
0.828125	53/64						21.034	46.434	71.834	97.234	122.634	148.034
0.843750		27/32					21.431	46.831	72.231	97.631	123.031	148.431
0.859375	55/64						21.828	47.228	72.628	98.028	123.428	148.828
0.875000				7/8			22.225	47.625	73.025	98.425	123.825	149.225
0.890625	57/64						22.622	48.022	73.422	98.822	124.222	149.622
0.906250		29/32					23.019	48.419	73.819	99.219	124.619	150.019
0.921875	59/64						23.416	48.816	74.216	99.616	125.016	150.416
0.937500			15/16				23.812	49.212	74.612	100.012	125.412	150.812
0.953125	61/64						24.209	49.609	75.009	101.409	126.809	152.209
0.968750		31/32					24.606	50.000	75.406	100.806	126.206	151.606
0.984375	63/64						25.003	50.403	75.803	101.203	126.603	152.003

www.dahm.no

Suggested Tools Rotation

Saw blade safety

ALWAYS thoroughly check all blades for damage and flaws before using. Do not use blades with missing or damaged teeth.
ALWAYS wear safety glasses and ear protection when using power tools.
ALWAYS thoroughly read the owners manual and manufacturer's instructions before working with tools.
ALWAYS secure the blade using flanges of the same diameter and of maximum diameter possible, but at least 1/3 of the blade diameter.
ALWAYS use a fence and splitter when using the table saw. Do not make freehand cuts.
ALWAYS use pusher blocks or a pusher stick, especially when working with small or narrow pieces.
ALWAYS unplug your saw before cleaning or adjusting the tool, or before making blade changes.
ALWAYS keep your tools sharpened, clean and stored in a safe place to avoid breakage and accidents and to extend the life of your bits and blades.
ALWAYS feed the workpiece against the rotation of the blade on table saws.
ALWAYS be sure your workpiece is completely supported, before and after the cut.
NEVER remove guards from radial arm saws and miter saws.
NEVER remove the splitter or anti-kickback devices from table saws.
NEVER use dull or damaged blades.
NEVER use blades with missing or chipped teeth.
NEVER force the cut or overload the saw.
NEVER change blades with the saw is plugged in.
NEVER make adjustments to any saw while the blade is rotating.



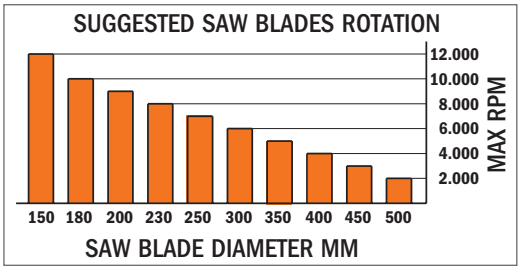

Cutter head safety

ALWAYS thoroughly check all cutters for damage and flaws before using.
ALWAYS wear safety glasses and ear protection when using power tools.
ALWAYS thoroughly read the owners manual and manufacturer's instructions before working with tools.
ALWAYS use guards that were supplied with your shaper.
ALWAYS use a fence with your shaper. Do not make freehand cuts.
ALWAYS use pusher blocks, especially when working with small or narrow pieces.
ALWAYS unplug your shaper before cleaning or adjusting the tool, or before making cutter or knife changes.
ALWAYS be sure the spindle nut is tight before plugging in the shaper.
ALWAYS check that knives are properly and securely installed in the cutterhead when using interchangeable-knife systems.
ALWAYS keep your tools sharpened, clean and stored in a safe place to avoid breakage and accidents and to extend the life of your bits and blades.
ALWAYS feed the workpiece against the rotation of the knives.
ALWAYS be sure your workpiece is completely supported, before and after the cut.
NEVER remove guards or any other safety devices from your shaper.
NEVER use dull or damaged knives.
NEVER force the cut or overload the shaper.
NEVER change cutters or knives or make adjustments with the shaper plugged in.
NEVER make adjustments to the shaper while the cutter is rotating.



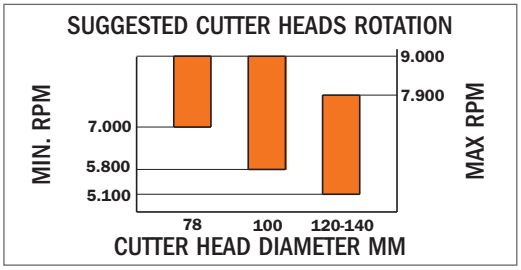

Router bits safety

ALWAYS thoroughly check all tools for possible flaws before using.
ALWAYS wear safety glasses and ear protection.
ALWAYS thoroughly read the owners manual and manufacturer instructions before using.
ALWAYS check that at least 75% of the shank is securely inserted into the collet of the router.
ALWAYS use template guide collars when possible to absorb lateral bit deflection.
ALWAYS use a fence when working on the router table.
ALWAYS reduce the router speed when working with larger diameter bits.
ALWAYS keep your fence adjusted so there is some clearance between the bearing guide and the workpiece.
ALWAYS take care to remove large quantities of stock (cross section > 10mm) in more than one run.
ALWAYS keep your tools sharpened, clean and stored in a safe place to avoid breakage and accidents and to extend the life of your bits and blades.
NEVER use dull or defective tools, even suspiciously defective.
NEVER force the shank entirely into the collet (bottoming out). Leave about a 3,2mm (1/8") space from the bottom.
NEVER force the bit into your router or overload the router.



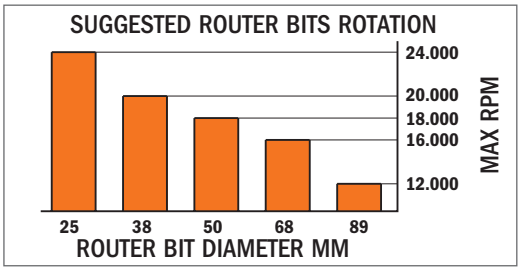

Explanation of Symbols

HW HW Tungsten Carbide Tipped	HWM Solid Tungsten Carbide	INSERT CARBIDE Insert Carbide	CARBIDE GRIT Carbide Grit
SP Alloyed Tool Steel	HSS HSS High Speed Steel	HPS High Performance Steel	HCS High Carbon Steel
HL High-Alloyed Tool Steel	HQ STEEL Heavy-Duty Steel 44 HRC	BIM 8% Co Bimetal with 8% Cobalt	BIM TiN Bimetal with 8% Cobalt + TiN Coated Teeth
INOX Inox	CARBIDE TiN Carbide TiN	PCD DP Polycrystalline Diamond	GRIT Diamond Grit
Z1 One Cutting Edge	Z2 Two Cutting Edges	Z3 Three Cutting Edges	Z3R Three Cutting Edges with Chipbreaker
Z4 Four Cutting Edges	Z6 Six Cutting Edges	Z12 Twelve Cutting Edges	Z1+1 One + One Cutting Edges
Z2+1 Two + One Cutting Edges	Z2+2 Two + Two Cutting Edges	Z3+3 Three + Three Cutting Edges	Z4+4 Four + Four Cutting Edges
Z6+3 Six + Three Cutting Edges	V1 One Spur	V2 Two Spur	V4 Four Spur
RH Right-hand Rotation	LH Left-hand Rotation	LH RH Right-hand & Left-hand Rotation	
Antikick-back	Radial Relief	Tool with Plunging Capacity	Tool with Bearing
UP Upcut Bit	DOWN Downcut Bit	UP DOWN Upcut & Downcut Bit	Axial Angle
MEC Mechanical Feed	MAN Manual Feed	Flush Trimming	Grooving, Sizing
Rebating, Profiling, Beveling	Slooting	Spiral Boring	Avoid Axial Plunging
Not for Hand Held use for Router Table only	SP 0.015 Standard Precision Run-out 0.015	HP 0.005 High Precision Run-out 0.005	Antikick-back
ORANGE CHROME ORANGE CHROME®	NON-STICK ORANGE SHIELD COATING Non-Stick Orange Shield Coating®	CORROSION FREE NICKEL COATING Nickel Coating	EXTRA HARD DLCS CHROME COATING DLCS CHROME COATING
CORROSION FREE VAPO HEAT TREATED VAPO Heat Treatment	CORROSION FREE TiCN COATING TiCN Coating	Saw Blade with Dampening Slots with Fill	Saw Blade with Dampening Slots without Fill
Cardboard Box for Saw Blades	Clamshell Carry Case for Saw Blades	Plastic Carry Case for Saw Blades	Plastic Box for Cutter Head
LONG LIFE Long life	2X CUTTING 4X CUTTING 2X/4X Cutting Edge	20X LONGER LIFE THAN CARBIDE 40X LONGER LIFE THAN CARBIDE 20X/40X Longer Life Than Carbide	50X LONGER LIFE THAN CARBIDE 60X LONGER LIFE THAN CARBIDE 50X/60X Longer Life Than Carbide
Wear Five Finger Gloves	Wear Safety Glasses	Wear Ear Protection	Wear Dust Mask
Wear Safety Shoes	Wear Safety Helmet	Warning	

Conditions of trading

PREMISE **C.M.T**. products are the result of technological innovation achieved through continuous research applied on a vast scale. Drawings, technical data, photos of the products and packaging are supplied for the sole purpose of informing the customer and are not binding in any manner. **C.M.T.** may undertake, when necessary, modifications and improvements without applying these innovations to the parts already supplied. The operational tolerances conform to technical standards that are acceptable for this range of tools.

ACCEPTANCE OF THE CONTRACT All orders for our products are meant to be accepted at the price and sale conditions that are legally in force at the date of delivery.
Every order will be treated and supplied according to the following general sale conditions. By placing an order or accepting an offer, the customer accepts, without any reservations, all conditions expressly mentioned hereafter.
Any other derogation will only be accepted upon written consent by **C.M.T.** All other cases not contained within these conditions will fall under the Italian Civil Code.
Offers and order confirmations will be processed according to stock availability. Any order, even those taken by our representative agents, will be subject to our acceptance, which could also be a partial one.
We will notify the acceptance of any order by an order confirmation in which we will indicate all details pertaining to the items purchased, their price and expected delivery date. Therefore, we will not be able to accept any modification after three working days from the date of receipt.

MINIMUM AMOUNT ACCEPTABLE **C.M.T.** will only be able to accept and process orders for a minimum net amount of €100,00.
In case of acceptance of the order, we will add €15,00 for shipping and handling.

PRICES The prices stated in **C.M.T.'s** quotation and price lists are gross and are intended to be "ex-works".
Prices and VAT will be those in force at the date of shipping. To the best of our knowledge, the prices indicated in our catalogues, price lists and order confirmations are correct. However, **C.M.T.** cannot be held legally liable for reserving the right to change prices without notification in line with the manufacturer's cost increases.

DELIVERY Delivery dates in the order confirmation are given as an indication of the estimated delivery time. They have to be considered as reliable only in case of normal operating conditions, and there shall be no liability on the part of the Seller for any failure to deliver due to causes beyond the Seller's control. **C.M.T.** will also not be able to accept any cancellation of existing orders which were not delivered in time due to external impediments.
Standard products will be shipped within five working days from receipt of the order.

SHIPPING AND HANDLING The packing of our products will be charged on the final invoice, while shipping is "ex-works" from our factory at Chiusa di Ginestreto (Pesaro).
All products supplied by C.M.T. travel at the customer's own risk.
C.M.T. retains the right to charge freight costs on the invoice in case of value under the minimum amount acceptable of €100,00.
C.M.T. will not be held responsible for any damage, theft or tampering that might occur during transport, and for which the forwarder will be legally liable according to article 1693 of the Civil Code. The customer, for his part, will have to check the goods at the moment of receipt and, in case any anomaly or damage is found, he will have to apply for a refund to be addressed to the forwarder.

PAYMENT Cash payments can only be accepted for purchases done directly at the **C.M.T.** factory located in Chiusa di Ginestreto (Pesaro) in accordance with article 1182, sub-section 3 of the Civil Code, or upon delivery of the goods provided there is a written agreement between the parties.
Deferred methods of payment will have to be previously agreed with the Seller. In this case, if one or more instalments are not paid, the agreement will automatically expire according to article 1186 of the Civil Code.
A delay in payment, even partial, will automatically incur interest in the amount of an extra 5% to be charged to the customer's account.
In case of non payment, **C.M.T.** reserves the right to suspend any further supply of its products.

WARRANTY All professional tools by **C.M.T.** are manufactured according to high standards of technology and are therefore warranted against any possible defect. This warranty does not cover damage or tampering which can be ascribed to inappropriate use. It is also not applicable for tools that have been re-sharpened.
This warranty does not cover the possible injuries resulting from inappropriate use of defective tools.
C.M.T.will repair or replace any goods which the buyer shall prove to have been defective in material or workmanship upon analysis by its technical department. Any complaint must be communicated within fifteen days from receipt of the goods together with a written form in which the customer provides a detailed description of the defect.Any return of tools will only be accepted upon authorisation by **C.M.T.** and the freight will be at the customer's own expense.

CMT DEFECTIVE TOOLING OR SHIPPING ERROR RETURN POLICY CMT accepts the return of tools that are defective or have been shipped in error. All returned tools require proof of purchase, prior approval from a CMT Manager and a return authorization number, issued by C.M.T. UTENSILI SPA, PRIOR to returning.
10% restocking fee: If tooling is in like new condition (no damage to packaging or tooling, restrictions or other terms may apply).
Shipping: Returning dealer is responsible for all cost associated to shipping product back to CMT.

OWNERSHIP RIGHTS All rights are reserved in accordance with Italian law and with international agreements, and the whole or any part of this catalogue may not be reproduced in any way or form.

PLACE OF JURISDICTION For any legal matter the place of jurisdiction is Pesaro.
All contracts, even those made with foreign Buyers or for goods to be sent abroad, are regulated by Italian legislation.

® CMT, the CMT logo and the orange color applied to tool surfaces are trademarks of C.M.T. UTENSILI S.P.A.

© C.M.T. UTENSILI S.P.A.

Any other brand names mentioned in CMT product catalogues and on the CMT website are the property of their respective owners.

ADLER®
AEG®
ALBERTI®
ALTENDORF®
ALUCOBOND®
ANUBA®
AVONITE®
AYEN®
BALESTRINI®
BIESSE®
BILEK®
BISCO®
BLACK & DECKER®
BLUM®
BOSCH®
BUSELLATO®
CAPTO®
CASALS®
CERATIZIT®
CHICAGO ®
CMS®
CLAMEX®
CORIAN®
COROPLAST®
CRAFTSMAN®
CREMONESI®
DELRIN®
DENSIMET®
DEWALT®
DIBOND®
DIVARIO®
DOMINO®
DREMEL®
DURALUMIN®
DUROPLAST®
EIMA®
EINHELL®
ELU®
ETERNIT®
ETHAFOAM®
FATIGUE-PROOF®
FEIN®
FELDER®
FELISATTI®
FERMACELL®
FESTOOL®
FLEX®
FORMICA®
FOUNTAINHEAD®
FREUD®
GIBRALTAR®
GRASS®
GRIGGIO®
HÄFELE®
HAFFNER®
HARDIEPANEL®
HARDIEPLANK®
HETTICH®
HILTI®
HITACHI®
HOFFMANN®
HOLZ-HER®
HOLZMA®
HOMAG®
HPS®
HUNDEGGER®
IMA®
IVARPLANK®
KNOEVENAGEL®
KRESS®
LAMELLO®
LEGNA®
LEUCO® P-SYSTEM
LEXAN®
MAFELL®
MAGGI®
MAKITA®
MASTERCRAFT®
MASTERWOOD®
MAYER®
MEPLA®
METABO®
MILWAUKEE®
MORBIDELLI®
MULTIMASTER®
MULTITALENT®
NOTTMEYER®
NUOVA BULLERI
BREVETTI®
OKITE®
OMLAT®
OZITO®
P-SYSTEM®
PALFOAM™
PERLES®
PEUGEOT®
PLEXIGLASS®
POLYLAM®
PORTER CABLE®
PROXXON®
RIDGID®
ROCKWELL®
ROTHENBERGER®
RYOBI®
SALICE®
SCHEER®
SCHLEICHER®
SCM®
SILESTONE®
SKIL®
SMART®
STARLOCK®
STARLOCKMAX®
STARLOCKPLUS®
STAYER®
STRIPLOX®
SURELL®
SWISSPEARL®
TENSO®
TERSA®
TORWEGGE®
TORX®
TRESPA®
VECTURO®
VELCRO®
VIRUTEX®
VITAP®
WEEKE®
WEGOMA®
WILSONART®
WOOD®
WORX®
WÜRTH®
ZETA P®

This document has been sent for your personal use only.
All usage and reproduction is forbidden without written permission from C.M.T. UTENSILI S.P.A.

www.dahm.no

www.cmtorangetools.com

CMT ORANGE TOOLS®

C.M.T. UTENSILI S.p.A.

Via della Meccanica, sn
61122 Pesaro (PU) - Italia

Tel. +39 0721 48571
Fax +39 0721 481021

info@cmtorangetools.com

Importør Norge:
C Dahm Maskinforretning AS
www.dahm.no
firmapost@dahm.no
Tlf 55 11 24 70

Download this Catalogue

8 019296 020434

03.60.3006 18K0822

www.dahm.no